



# Beaufort County, SC FY 2022 Budget



**Proposed version**

Last updated 06/29/21





# TABLE OF CONTENTS

<b>Introduction .....</b>	<b>4</b>
Transmittal Letter .....	5
History of County .....	6
Mission Statement .....	8
Guide .....	9
Organization Chart .....	10
Council .....	11
Fund Structure .....	12
Basis of Budgeting .....	13
Budget Process .....	14
<b>Fund Summaries .....</b>	<b>16</b>
General Fund .....	17
Special Revenue Funds .....	24
Enterprise Funds .....	28
Capital Projects Funds .....	32
Debt Service Funds .....	36
<b>Funding Sources .....</b>	<b>40</b>
General Fund .....	41
Special Revenue Funds .....	50
Enterprise Funds .....	65
Capital Projects Funds .....	71
Debt Service Funds .....	75
<b>Departments .....</b>	<b>78</b>
Administrator's Office .....	79
Airport .....	84
Animal Services .....	88
Assessor's Office .....	93
Auditor .....	97
Beaufort County Alcohol and Drug Abuse Department (BCADAD) .....	101
Beaufort County Sheriff's Office .....	104
Broadcast Services .....	117
Building Codes .....	121
Business Service Center .....	126
Capital Projects .....	130
Clerk of Court .....	134
Code Enforcement .....	138
County Council .....	143
Coroner .....	147
Detention Center .....	152
Emergency Medical Services .....	157
Facilities Management .....	161
Family Court .....	166
Finance Department .....	169
Human Resources .....	173
Human Services .....	177
IT - Systems Management .....	181
IT - Mapping and Applications .....	186
Legal Department .....	190
Legislative Delegation .....	194
Beaufort County Library .....	197
Magistrate Court .....	201
Master In Equity .....	205
Mosquito Control .....	209
Parks and Recreation .....	214
Planning and Zoning .....	220



Probate Court .....	224
Public Information Office (Communications) .....	228
Public Works .....	232
Purchasing Department .....	237
Records Management .....	241
Register of Deeds .....	245
Risk Management .....	249
Solicitor .....	253
Solid Waste and Recycling .....	256
Stormwater .....	258
Traffic Operations .....	265
Transportation Engineering .....	269
Treasurer .....	273
Veterans Affairs .....	278
Voter Registration / Elections .....	282
Special Revenue Funds .....	287
Debt Service .....	358
Capital Projects Fund .....	370
Garage Service Fund .....	379
<b>Appendix .....</b>	<b>380</b>
Glossary .....	381



---

# INTRODUCTION

---



## Proposed Fiscal Year 2021-2022 Budget

To: Beaufort County Council Members  
Elected and Appointed Officials  
All County Peripheral Service Agencies and Components  
The Citizens of Beaufort County

It is my pleasure to present the proposed fiscal year 2021-2022 budget. This budget is the result of a collaboration of efforts among numerous agencies, offices, departments and staff county-wide, and it would not have been possible without such concerted efforts and the steadfast determination by our Finance department who worked diligently to accomplish the following priorities from the Budget Retreat.

- Preserve the operating position of the County by employing sound fiscal practices
- Maintain the levels of service consistent with the growth of the County
- Fully fund and implement the compensation and classification study by Evergreen Consulting
- Create a new Solid Waste and Recycling Enterprise Fund
- Ensure the millage rate for county operations remained unchanged at 53.9 mills (debt service millage is separate)

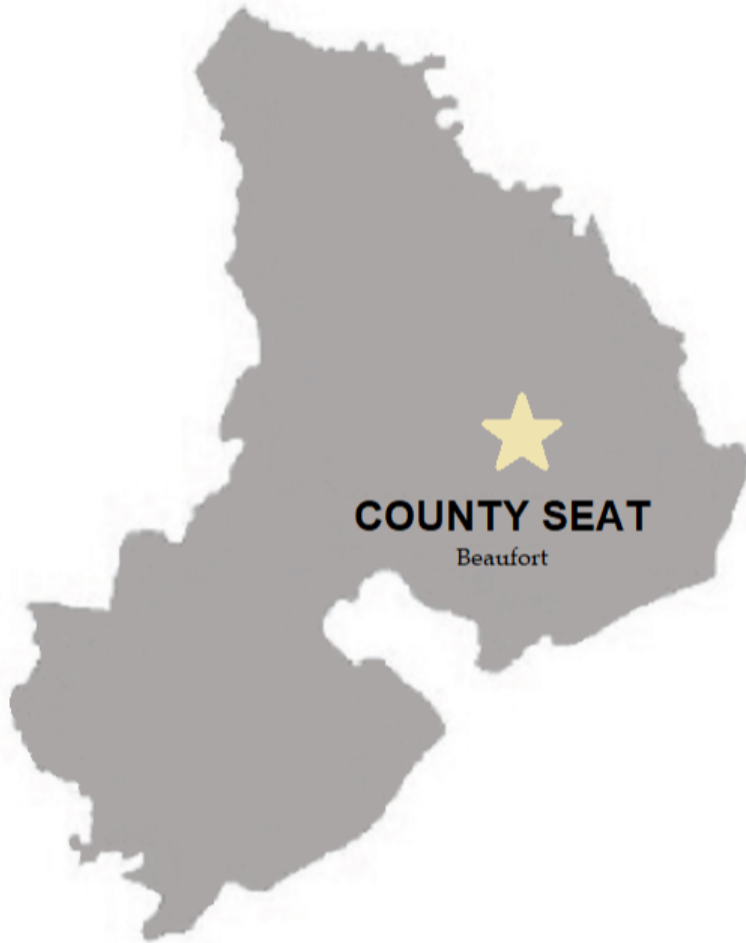
Our efforts to fully fund the compensation and classification study and to fund an increased enterprise fund for solid waste and recycling while holding the millage rate for county operations neutral was certainly a challenge, but we were indeed able to accomplish both of these goals without an increase in the total operating millage rate; the county will hold steady at 53.9 mills as in fiscal year 2020-2021 but 4.6 mills of this total will be utilized solely for solid waste and recycling. Consequently, not all requests for additional staffing, purchased services or capital outlays were funded this year; However, great care was taken to apply resources strategically and equitably.

The fiscal year 2021-2022 budget book, graphs, tables and charts herein reflect structurally balanced budgets for each fund, meaning current year revenues or a combination of current year revenues with the use of prior accumulated fund balances meet or exceed the fiscal year 2022 proposed expenditures. These tables also reflect the great efforts taken by Finance Staff, not only to create efficiencies in budgeting and accounting for the County's resources through consolidating departments and line item totals, but also to produce a more user-friendly document that lends to greater availability of County information and transparency. Toward that end, all prior year budget and actual line items were prepared on the same consolidated basis as the proposed budget.

Therefore, I proudly present the fiscal year 2021-2022 budget for your consideration. I would like to thank County Council, Staff and Citizens for their participation and patience throughout this year's budget development.

Eric Greenway, AICP

# History of Beaufort County



## COUNTY PROFILE

**DATE FORMED**

1769

**LAND AREA**

587 square miles

**MUNICIPALITIES**

Bluffton  
Hilton Head Island  
Port Royal  
Yemassee

**FORM OF GOVERNMENT**

Council - Administrator

**METHOD OF ELECTION**

Single member and chairman  
elected annually by Council

**COUNCIL MEMBERS**

11

Beaufort County is located on the southern-most tip of South Carolina in the area of the state referred to as the Lowcountry, and is bordered by Jasper, Hampton and Colleton counties. Both Beaufort County and its county seat were named for Henry Somerset, Duke of Beaufort (1684-1714), one of the Lords and Proprietors of Carolina. The district was formed in 1769 from the parishes of Prince William, St. Luke, St. Helena, and St. Peter. It remained relatively unchanged in size until 1878, when a large portion was removed to form Hampton County. French explorers visited this area long before the English arrived. They established a fort in 1562, as did the Spanish in 1566; neither of these settlements survived, however.

Centuries later, Beaufort was founded in 1710, making it the second-oldest town in South Carolina. In the years before the Civil War, rice and sea island cotton plantations brought great wealth to the region. Federal troops occupied Beaufort in December 1861, and the first school in the South for freed slaves was established during the Civil War at what is now Penn Center on St. Helena Island. The military presence still remains today as Beaufort houses two major military installations, the U.S. Marine Corps Recruit Training Depot on Parris Island and the Marine Corps Air Station, as well as the Beaufort Naval Hospital.



**TERM LENGTH**

4 years

On the south side of the county are approximately 30 miles of beaches, including Hilton Head, Fripp and Hunting Islands, all of which contribute to Beaufort's tourism economy. Beaufort County provides municipal services common among county governments, including public safety, public health and welfare, public works, parks and recreational activities, and general administration to a resident population of approximately 190,000. The County's business-type enterprises include a stormwater utility, solid waste and recycling centers, and two small airports on Hilton Head Island and Lady's Island.

**COUNCIL OF GOVERNMENT**

Lowcountry

Beaufort County also provides a means to preserve Beaufort's picturesque lowcountry landscape through the Rural and Critical Lands Preservation Program through which environmentally sensitive areas and water quality are protected.

Beaufort County also boasts of famous residents through the years: Businesswoman Eliza Lucas Pinckney (1722-1793); Robert Smalls (1839-1915), a former enslaved person who became a United States Congressman; Writer Pat Conroy (1945-2016); Boxer Joe Frazier; and Singer Candace Glover.



# MISSION STATEMENT

Beaufort County government exists to serve the people of Beaufort County in a cost-effective manner so all our citizens may enjoy and appreciate a protected quality of life, natural and developed resources in a coastal environment, a diverse heritage, and economic well-being.

Adopted Feb. 12 1996



# GUIDE TO THE BUDGET DOCUMENT

Beaufort County's budget document is a guide for making decisions as well as a resource for learning about the operations of Beaufort County. This document will illustrate to the reader how Beaufort County Government plans to meet the needs of the citizens.

This budget document is divided into four sections: Introduction, Schedules, Budget Narratives, and Appendix. Financial information is included for the entire governmental entity in the schedules section and broken down by departments within the budget narratives.

## **INTRODUCTION**

This section contains the County Administrator's Transmittal, which outlines key features of the FY 2022 budget as well as an overview of each fund. This section also contains the strategic direction for Beaufort County, the County Profile, statistics, the organizational chart, as well as a description of funds and a fund structure chart.

## **SCHEDULES**

This section summarizes the operating budgets of the County.

## **BUDGET NARRATIVES**

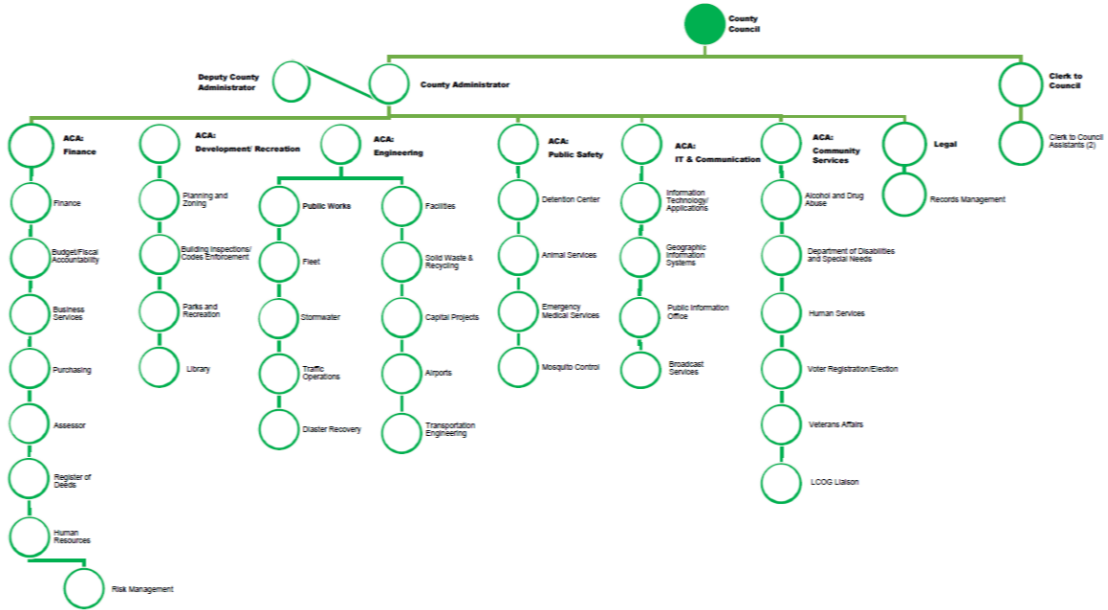
This section provides an overview of the budget information by department. These pages include each department's mission statement, goals and objectives, performance measures and budget highlights and special needs.

## **APPENDIX**

This section contains approved budget ordinance, description of the budget process, budget calendar, and financial policies of the County. This section also contains a glossary of terms and acronyms used in the budget book and an index.



# Beaufort County Organization Chart



# County Council



**Chairman**  
Joseph Passiment (R)  
District 6



**Vice – Chairman**  
D. Paul Sommerville (R)  
District 2



Gerald Dawson (D)  
District 1



York L. Glover, Sr. (D)  
District 3



Alice G. Howard (R)  
District 4



Brian E. Flewelling (R)  
District 5



Logan Cunningham  
District 7



Chris Hervochon (R)  
District 8



Mark Lawson (R)  
District 9



Lawrence P. McElynn (R)  
District 10



Stewart H. "Stu" Rodman (R)  
District 11

## Fund Structure

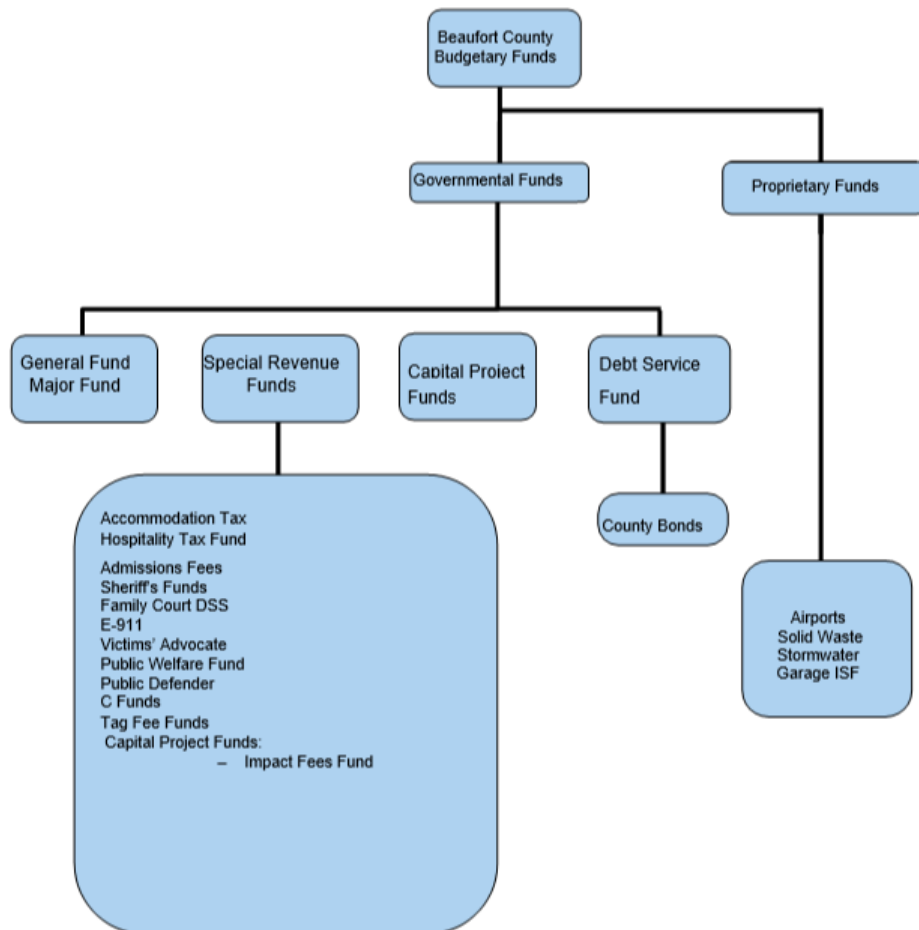
There are three categories of funds within government: governmental funds, proprietary funds and fiduciary funds. Governmental funds are where most governmental functions such as general administration, judicial, public safety, public works, health and welfare and culture and recreation are financed. Proprietary funds are those where business-type activities are budgeted from revenues for user fees and charges rather than general revenues such as taxes, fines, licenses or permits. Fiduciary funds are used when government is entrusted with resources for the benefit of private individuals, organizations or other governments.

Within these three fund categories are various fund types, each having its own unique purpose. Under governmental funds, there are the General fund, Special Revenue funds, Capital Projects funds, Debt Service funds and Permanent funds. Under proprietary funds, there are Enterprise funds and Internal Service funds. Under fiduciary funds, there are Agency funds, Investment Trust funds, Pension Trust funds and Private Purpose Trust funds. All County funds budgeted are on an annual basis and subject to appropriation by County Council, even though some projects may span multiple fiscal years. To the extent that the project revenues and expenditures can be assigned to a fiscal year, the budget amounts and documents reflect this. The exceptions are fiduciary funds held primarily by Constitutional Offices.

Further, a fund may be reported as a major fund or nonmajor fund, depending on whether the fund meets specific criteria. The reason for this distinction is to ensure that a government's most important funds are separately identified. One fund that is always reported as a major fund is the General fund. Other funds meeting the following criteria should also be separately identified as a major fund:

1. Total assets and deferred outflows of resources, total liabilities and deferred inflows of resources, revenues or expenditures/expenses of the individual fund are at least 10% of the corresponding totals of assets, liabilities, revenues or expenditures for all funds of that category or type, and
2. Total assets and deferred outflows of resources, total liabilities and deferred inflows of resources, revenues or expenditures/expenses of the individual fund are at least 5% of the corresponding total for all governmental and proprietary funds combined.

However, even if a fund does not meet the specific criteria above, a fund may be permitted to be reported as major if governing officials believe the fund is particularly important. Beaufort County utilizes most of these fund types. The following section provides a broad overview of how the County utilizes the fund types.



## Basis of Budgeting

### Budgetary Basis of Accounting

Basis of accounting refers to revenues and expenditures or expenses recognized in the accounts and reported in the financial statements. Basis of accounting relates to the timing of the measurements made, regardless of the measurement focus applied.

The County uses the current financial resources measurement focus and the modified accrual basis of accounting for financial reporting for all governmental and agency funds. Under the modified accrual basis of accounting, revenues are recorded when they are both measurable and available. The term “available” is defined as collectible within the current period or soon enough after that to be used to pay liabilities of the current period. For this purpose, the County considers revenues to be available if they are collected within 60 days of the end of the current fiscal period. Expenditures generally are recorded when the liability is incurred, as under accrual accounting. However, debt service expenditures, as well as expenditures related to compensated absences and claims and judgments, are recorded only when payment is due.

All proprietary funds are reported using the economic resource measurement focus and the accrual basis of accounting. Revenues are recognized when earned, and expenses are recognized when incurred, regardless of the timing of related cash flows.

### Relationship between Budgetary and GAAP Basis

Budget adoption is consistent with generally accepted accounting principles (GAAP) except for specific items adjusted on the County’s accounting system at fiscal year-end. During the year, the County’s accounting system is maintained on the same basis as the adopted budget. This enables budget units to monitor their budgets monthly through reports generated by the accounting system. Some differences between the budgetary basis and GAAP are as follows:

- Certain expenditures, such as compensated absences, are not recognized for budgetary purposes but are accrued within the Proprietary Funds.
- Principal payments on long-term debt within the Proprietary Funds are applied to the outstanding liability on a GAAP basis, as opposed to being expended on a budget basis.
- Capital outlays within the Proprietary Funds are capitalized as assets on a GAAP basis; however, they are treated as expenditures on a budget basis.
- Bond and lease purchase proceeds in the Proprietary Funds are recognized as liabilities on a GAAP basis but are treated as revenues for budget purposes.



# Budget Timeline

The Budget Process consists of five phases that occur throughout the fiscal year: Planning, Developing, Approval, Monitoring, and External Audit.

## PLANNING

This phase begins each January with every department head being tasked with reviewing their budgets and beginning the preparations for their requests. SharePoint, the County's internal file sharing site, is updated to include the upcoming fiscal year. This includes a pre-populated list of departmental accounts that will accept the requests for the upcoming year. The Finance Department also posts a Budget Instruction Manual to assist those inputting data. In February, a budget retreat is held with County Council.

## DEVELOPING

Departments prepare and submit their requested budgets using the relevant, aforementioned pre-populated lists in SharePoint. In addition to regular operating expenses, this phase includes submitting requests for new positions as well as capital assets and capital improvements. Budget requests are due by the end of February. After the deadline passes, the SharePoint list is closed for editing. This gives the Budget Director and Chief Financial Officer (CFO) time to review the requests and prepare them for entry into the accounting system, MUNIS.

## APPROVAL

During the month of March, meetings and work sessions are held with department heads to discuss their budget requests. By the beginning of April, a first draft is created for discussion during County Council budget workshops, which are held during April and May. During these workshops, the budgets for outside agencies and the school district are also examined. Concurrently, millage rates are determined and public notices for upcoming public hearings are posted. Per South Carolina law, three separate readings of the presented budget are required for passage; these readings occur during scheduled meetings of County Council during May and June resulting in the the upcoming fiscal year budget being adopted by June 30th of the current calendar year.

In 2006, South Carolina's General Assembly passed Section 6-1-320(B) to provide that the millage rate limitation (15% cap) may only be suspended and the millage rate increased upon a two-thirds vote by County Council and only for the following purposes:

1. the deficiency of the preceding year;
2. any catastrophic event (natural disaster, severe weather event, act of God, act of terrorism, fire, war, or riot);
3. compliance with a court order or decree;
4. taxpayer closure due to circumstances outside the control of the governing body that decreases by 10% or more the amount of revenue payable to the taxable jurisdiction in the preceding year; or
5. compliance with a regulation or statute enacted by the federal or state government after 06/07/06 for which no funds or means of obtaining funds are provided by the federal or state government.

If a tax is levied to pay for items 1 through 5, the amount of the tax must be listed on the tax statement as a separate surcharge and cannot be included with a general millage increase. Each surcharge must have an explanation of the reason for the surcharge.

## MONITORING

Throughout the fiscal year, the Budget Director along with other staff of the Beaufort County Finance Department, performs reviews of the revenues, expenditures and interfund transfers.

## EXTERNAL AUDIT

Starting in July each year, the Beaufort County Finance Department begins compiling financial records and information for the fiscal year that ended June 30 for review by an external auditor. This audit allows for independent confirmation of the fiscal activity presented by the County in the annual audited financial statements and addresses budgetary performance. The external auditing firm works with staff of the County Finance Department for several months throughout the fall as the audit must be presented to County Council by December 31 following the close of each fiscal year.

## BUDGET TRANSFERS

If budget adjustments become necessary, the head of the department may transfer funds within the "Operating" or "Capital" categories if approved by the County Administrator. The County Administrator is permitted, when it is in the best interest of the individual County departments or agencies, to transfer appropriations from one department to another.

## BUDGET BASIS

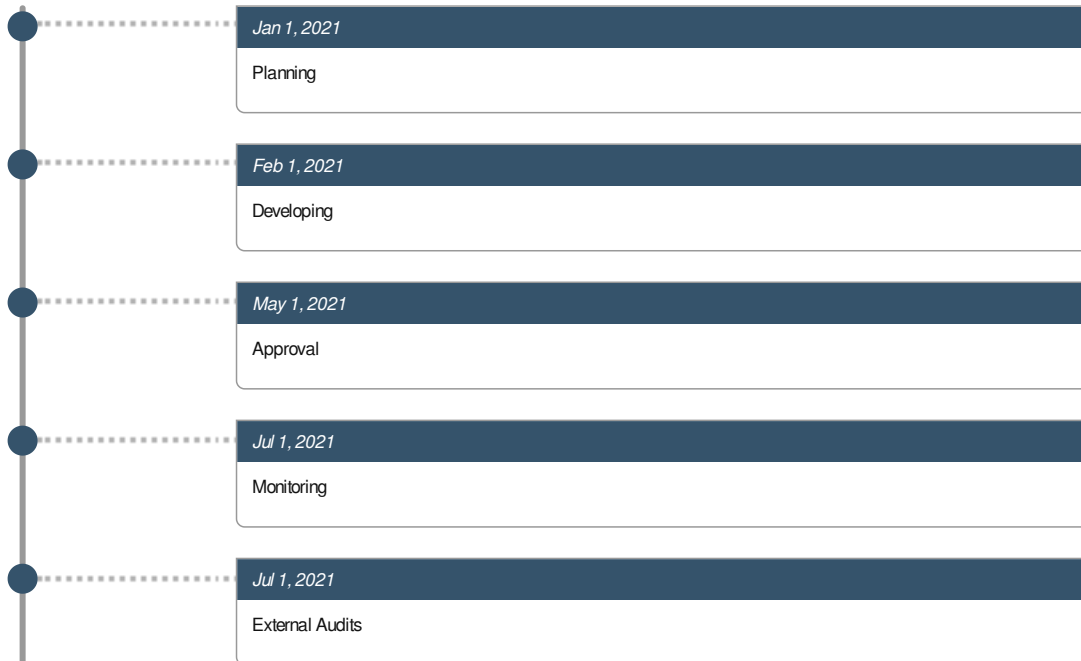
The basis of budgeting is the same as the basis of accounting that is used in Beaufort County's audited financial statements. The County budgets for Governmental Funds using the current financial resource measurement focus and the modified accrual basis of accounting. The current financial resource management includes only current assets and liabilities; Long term assets and liabilities are reported separately. Under the modified accrual basis of accounting, revenues are recognized when susceptible to accrual, meaning when they are measurable and available. When a revenue is "measurable," the amount of the transaction can be determined. An "available" revenue means that the amount is collectible within the current period or soon enough thereafter to pay expenses of the current period; Beaufort County considers revenues available if collected within sixty (60) days after the end of the fiscal year. Expenditures are recorded when the liability is incurred except for certain compensated absences, and claims and judgements that are recorded when the obligations are expected to be liquidated with current financial resources.



The County budgets for Proprietary Funds using the economic resources measurement focus and the accrual basis of accounting. The economic resources measurement focus includes current and long term assets and liabilities. Under the accrual basis of accounting, revenues are recorded when earned and expenses are recorded when liabilities are incurred. The County departs from the above basis of accounting for budgeting capital expenses and depreciation. To better manage spending, capital items are budgeted as expenses. Though depreciation is a non-cash expense and only affects the Investment in Fixed Assets portion of fund balance as opposed to the Spendable portion fund balance, it is budgeted as a means to set aside funds for future capital replacement.

**BALANCED BUDGET**

The County prepares and presents a balanced budget to County Council each year. When revenues are equal to or more than total expenses, or when an accumulation of fund balance may be used, a budget is considered balanced. The County does not appropriate expenditures unless adequate funds are available via revenues, transfers in or through the use of fund balance. Operating expenditures are sustained through prudent financial management; The County does not supplement the operating activities by borrowing funds and/or obligating future resources.



---

# FUND SUMMARIES

---





The General Fund is the County's primary operating fund. It accounts for the majority of the County's activities; it derives a large portion of its revenues from property tax and charges for services, and spends resources on most County offices or departments; chief among them are the Sheriff, Emergency Medical Services, Public Works, Parks and Recreation and the Courts.



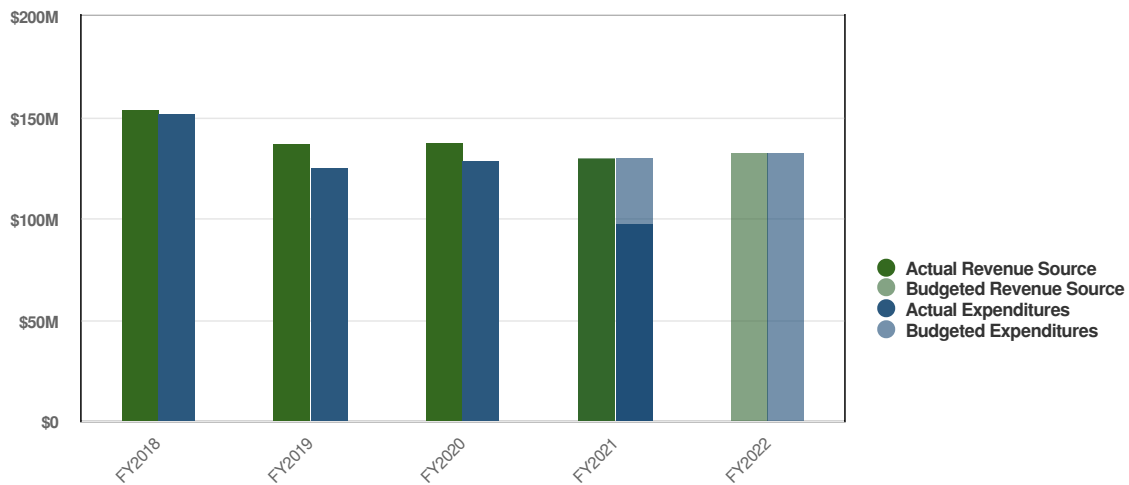
## General Fund

The criteria for determining whether an activity is accounted for in the General Fund is simply that the activity is not required to be accounted for and reported under any other fund. Thus, the General Fund acts as a catch-all for any activity that cannot be placed in a different fund. The General Fund is subject to annual appropriation by the governing body. Since the resources of the General Fund are not typically restricted to specific purposes like the resources of Special Revenue, Capital Projects, or Fiduciary funds, they may be accumulated in the form of a fund balance (assets exceeding liabilities) for "rainy day" events such as emergencies, catastrophes, or other unforeseen demands. The County's fiscal policy is to maintain a healthy fund balance whereby citizens are guarded against the financial strains of fluctuating revenues caused by changes in economic conditions, unexpected service needs or disruption in the event of unexpected natural or man-made disasters.

## Summary

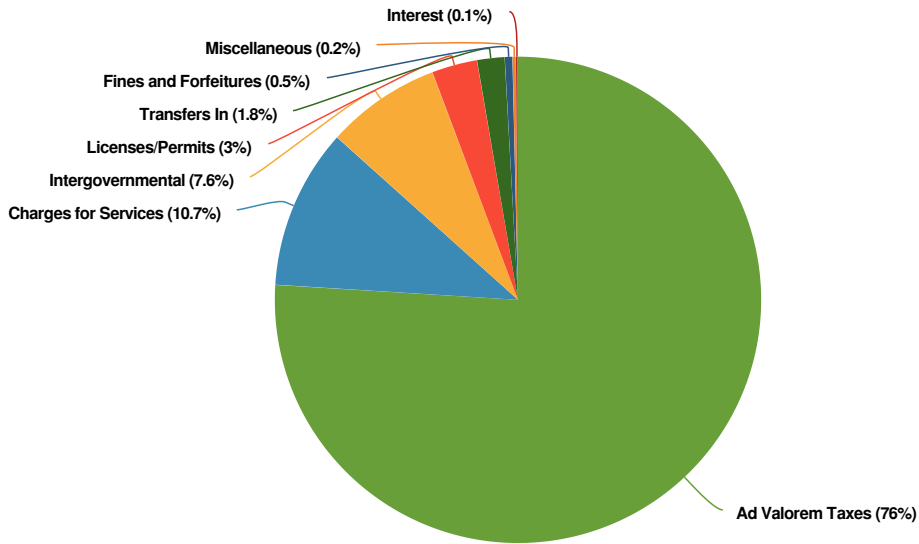
A summary of General Revenue Fund revenue and expenditure comparisons for fiscal years 2018 through 2022 can be seen below.

Beaufort County is projecting \$132.6M of revenue in FY2022, which represents a 2.1% increase over the prior year. Budgeted expenditures are projected to increase by 1.6% or \$42.1M to \$132.41M in FY2022.

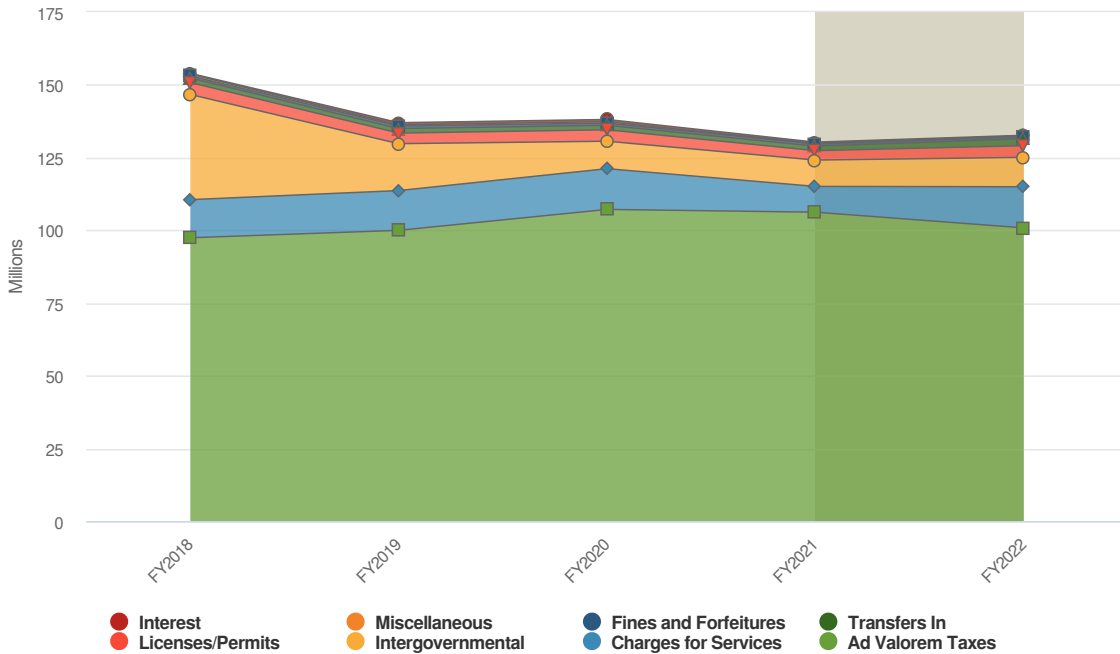


# Revenues by Source

## Projected 2022 Revenues by Source



## Budgeted and Historical 2022 Revenues by Source



Grey background indicates budgeted figures.

Name	FY2019 Actuals	FY2020 Actuals	FY2021 Adopted	FY2022 Proposed	FY2021 Adopted vs. FY2022 Proposed (\$ Change)	FY2021 Adopted vs. FY2022 Proposed (% Change)
Revenue Source						

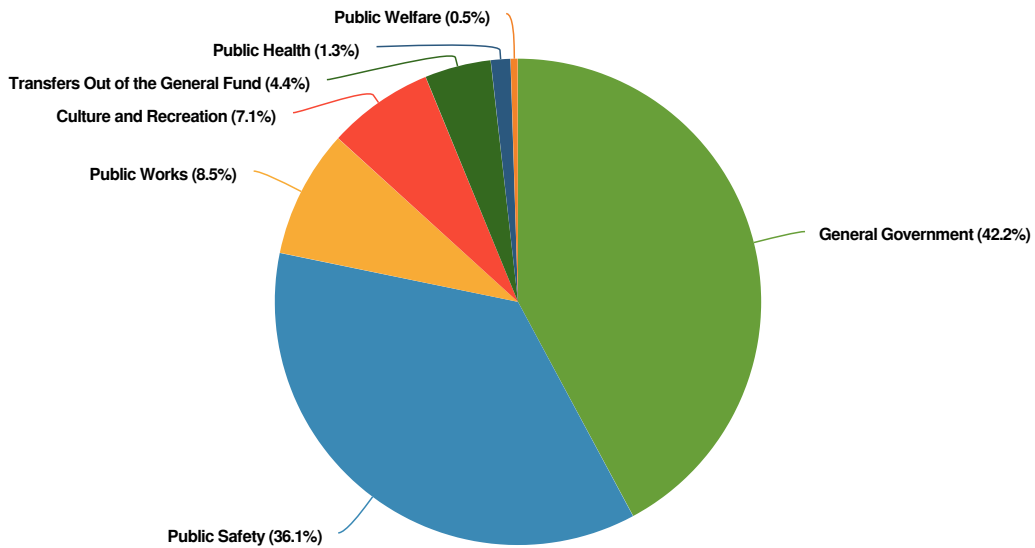


Name	FY2019 Actuals	FY2020 Actuals	FY2021 Adopted	FY2022 Proposed	FY2021 Adopted vs. FY2022 Proposed (\$ Change)	FY2021 Adopted vs. FY2022 Proposed (% Change)
Ad Valorem Taxes	\$99,971,187	\$107,168,819	\$106,217,968	\$100,823,197	-\$5,394,771	-5.1%
Licenses/Permits	\$3,640,443	\$3,933,781	\$3,244,160	\$4,013,750	\$769,590	23.7%
Intergovernmental	\$16,131,951	\$9,442,605	\$9,058,838	\$10,108,473	\$1,049,635	11.6%
Charges for Services	\$13,674,459	\$14,011,744	\$8,862,160	\$14,135,800	\$5,273,640	59.5%
Fines and Forfeitures	\$897,997	\$759,043	\$749,500	\$692,100	-\$57,400	-7.7%
Interest	\$719,249	\$754,550	\$442,805	\$175,700	-\$267,105	-60.3%
Miscellaneous	\$395,204	\$476,049	\$180,000	\$290,900	\$110,900	61.6%
Transfers In	\$1,564,998	\$1,554,205	\$1,545,000	\$2,423,079	\$878,079	56.8%
<b>Total Revenue Source:</b>	<b>\$136,995,488</b>	<b>\$138,100,796</b>	<b>\$130,300,431</b>	<b>\$132,662,999</b>	<b>\$2,362,568</b>	<b>1.8%</b>

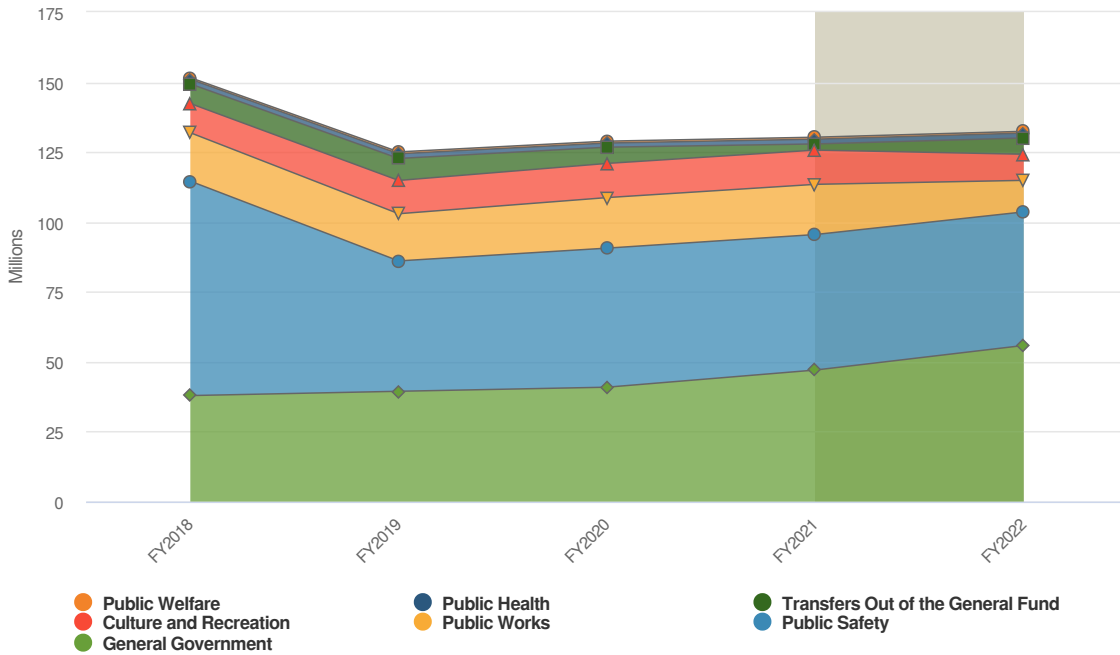


# Expenditures by Function

## Budgeted Expenditures by Function



## Budgeted and Historical Expenditures by Function



Grey background indicates budgeted figures.

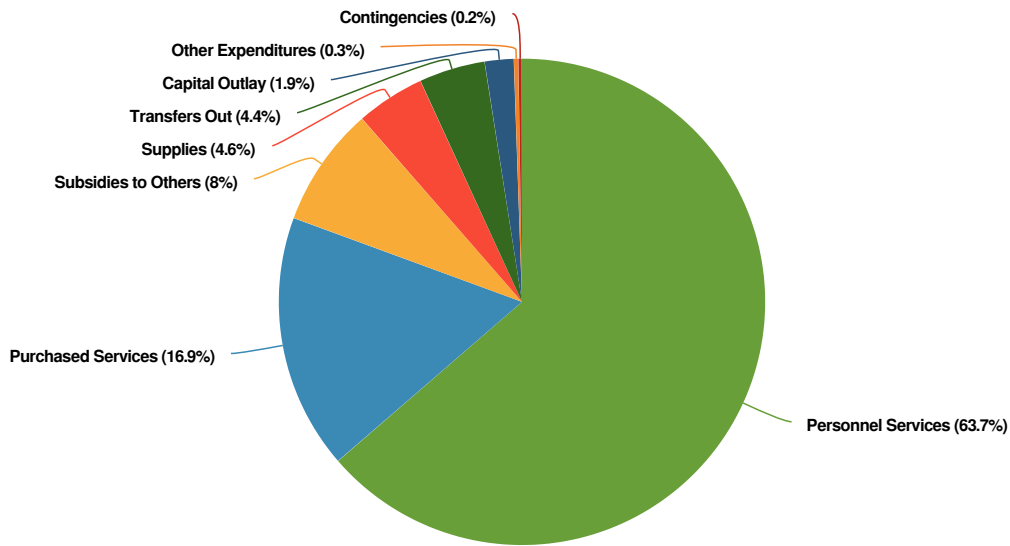


Name	FY2019 Actuals	FY2020 Actuals	FY2021 Adopted	FY2022 Budgeted	FY2021 Adopted vs. FY2022 Budgeted (% Change)
Expenditures					
General Government	\$39,434,754	\$40,895,146	\$47,030,676	\$55,820,651	18.7%
Public Safety	\$46,617,676	\$49,731,536	\$48,461,699	\$47,765,047	-1.4%
Public Works	\$16,873,118	\$18,074,376	\$17,947,706	\$11,278,437	-37.2%
Public Health	\$1,672,658	\$1,486,846	\$1,711,604	\$1,743,599	1.9%
Public Welfare	\$677,382	\$669,513	\$706,886	\$633,849	-10.3%
Culture and Recreation	\$11,905,589	\$12,215,328	\$12,255,113	\$9,341,694	-23.8%
Transfers Out of the General Fund	\$7,866,761	\$5,813,279	\$2,186,747	\$5,819,701	166.1%
<b>Total Expenditures:</b>	<b>\$125,047,938</b>	<b>\$128,886,025</b>	<b>\$130,300,431</b>	<b>\$132,402,978</b>	<b>1.6%</b>

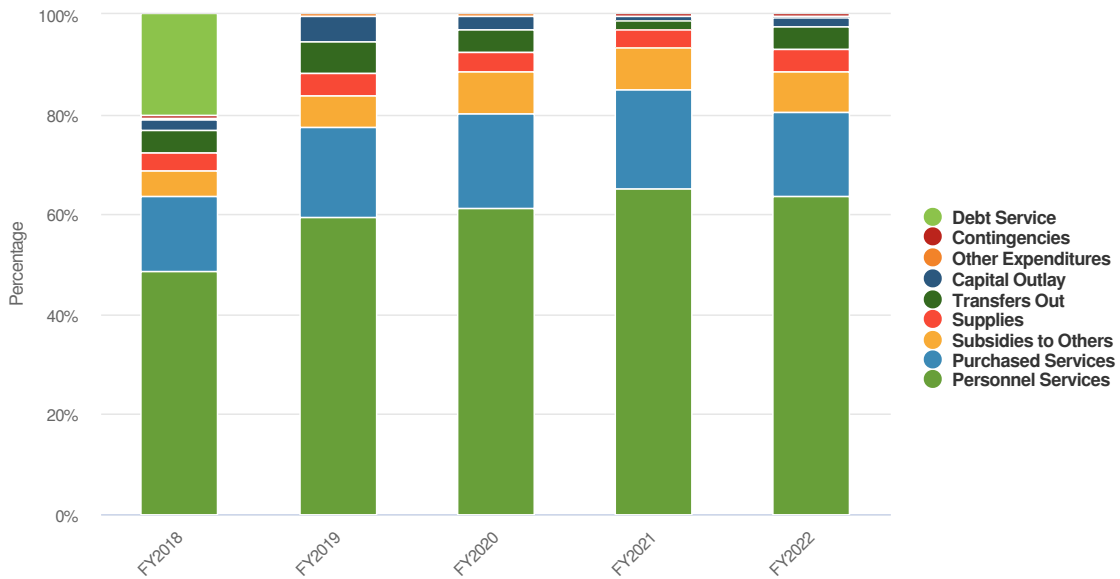


# Expenditures by Expense Type

## Budgeted Expenditures by Expense Type



## Budgeted and Historical Expenditures by Expense Type



Name	FY2019 Actuals	FY2020 Actuals	FY2021 Adopted	FY2022 Proposed	FY2021 Adopted vs. FY2022 Proposed (\$ Change)	FY2021 Adopted vs. FY2022 Budgeted (% Change)
Expense Objects						
Personnel Services	\$74,231,729	\$79,206,424	\$84,774,970	\$84,284,190	-\$490,780	-0.6%
Purchased Services	\$22,739,018	\$24,134,961	\$26,051,695	\$22,441,087	-\$3,610,608	-13.9%



Name	FY2019 Actuals	FY2020 Actuals	FY2021 Adopted	FY2022 Proposed	FY2021 Adopted vs. FY2022 Proposed (\$ Change)	FY2021 Adopted vs. FY2022 Budgeted (% Change)
Supplies	\$5,823,417	\$5,221,045	\$4,937,614	\$6,039,849	\$1,102,235	22.3%
Capital Outlay	\$6,101,216	\$3,314,626	\$1,028,437	\$2,555,636	\$1,527,199	148.5%
Subsidies to Others	\$7,754,802	\$10,922,962	\$10,804,968	\$10,568,815	-\$236,153	-2.2%
Contingencies	\$140,482	\$75,957	\$200,000	\$310,000	\$110,000	55%
Other Expenditures	\$390,513	\$196,771	\$316,000	\$383,700	\$67,700	21.4%
Transfers Out	\$7,866,761	\$5,813,279	\$2,186,747	\$5,819,701	\$3,632,954	166.1%
<b>Total Expense Objects:</b>	<b>\$125,047,938</b>	<b>\$128,886,025</b>	<b>\$130,300,431</b>	<b>\$132,402,978</b>	<b>\$2,102,547</b>	<b>1.6%</b>





# Special Revenue Funds

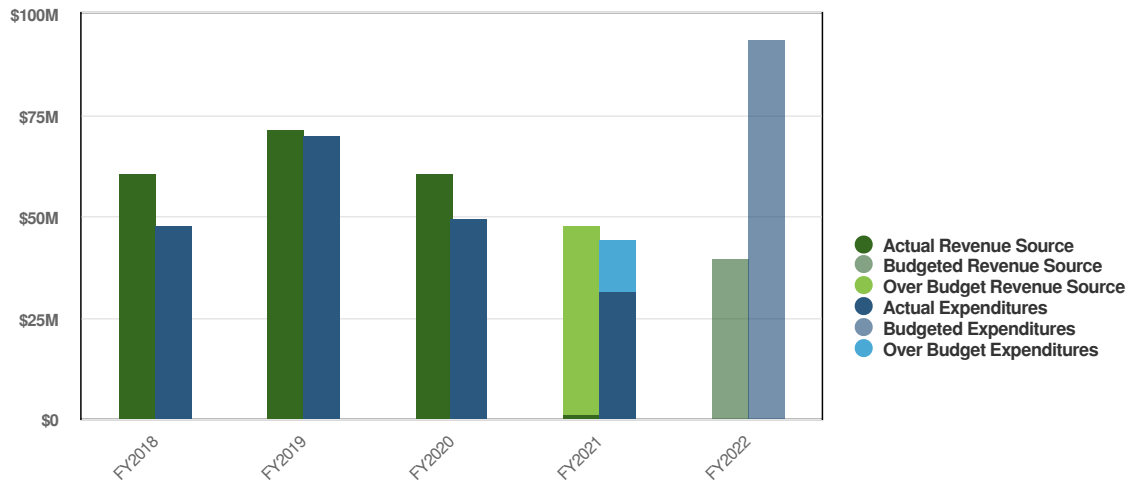
Special Revenue Funds are those whose revenue sources are legally restricted or committed to expenditure for specific purposes, other than debt service or capital projects. Revenue sources are many: taxes, fees, charges for services and grants, to name a few.

Beaufort has numerous Special Revenue Funds such as those for State and Local Accommodations and Hospitality tax, Impact Fees, Disabilities and Special Needs and Alcohol and Drug Abuse programs. Additionally, Elected Officials may maintain discretionary Special Revenue Funds.

## Summary

A summary of Special Revenue Fund revenue and expenditure comparisons for fiscal years 2019 through 2022 can be seen below.

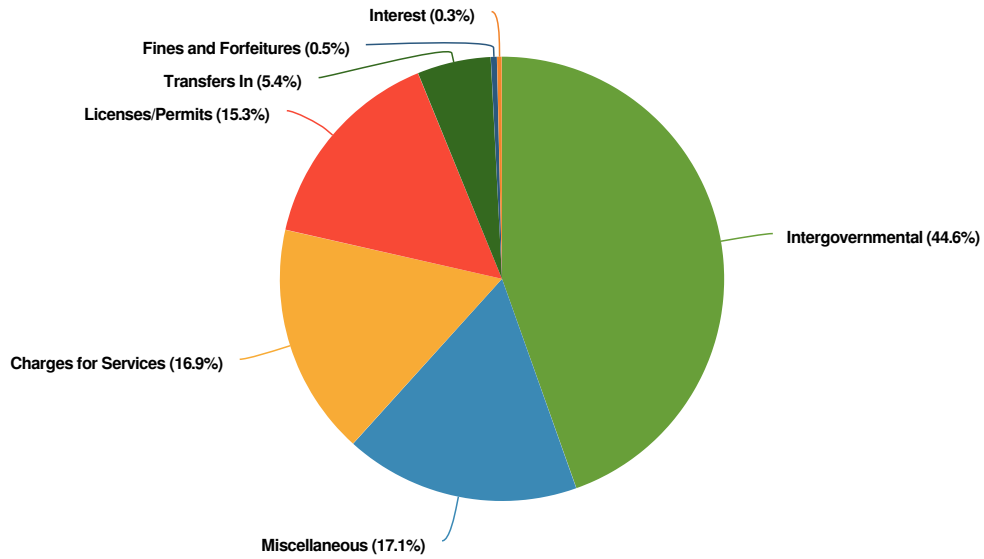
Beaufort County is projecting \$39.5M of revenue in FY2022, which is a significant increase over the prior year budget. Budgeted expenditures are projected to increase by 198.3% or \$62.26M to \$93.65M in FY2022.



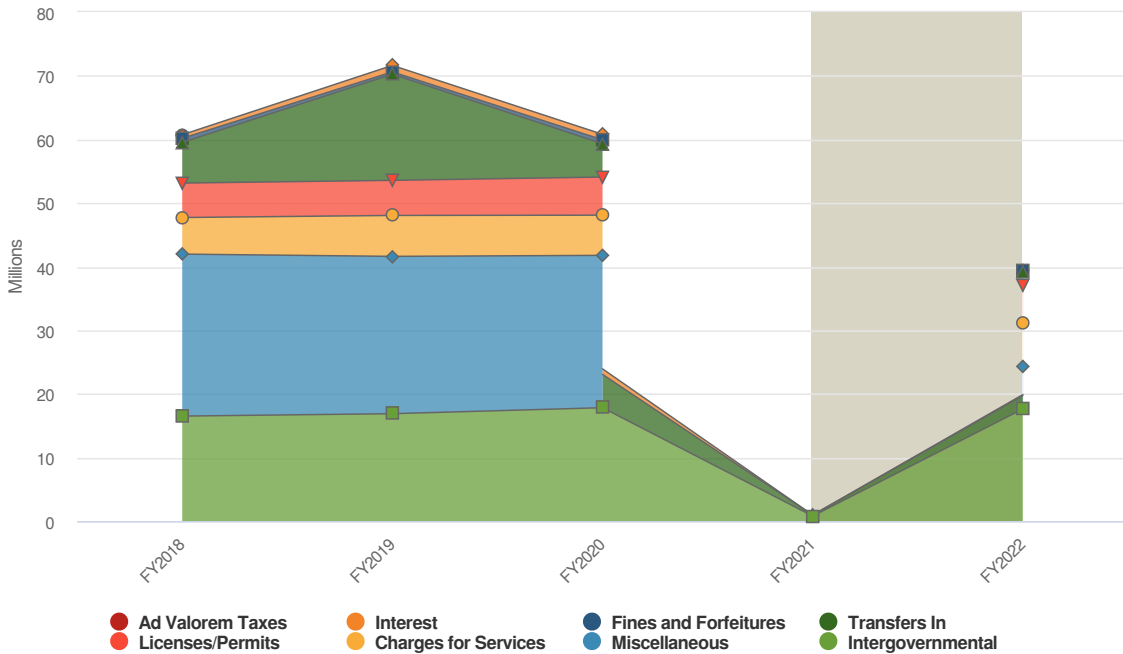


# Revenues by Source

## Projected 2022 Revenues by Source



## Budgeted and Historical 2022 Revenues by Source



Grey background indicates budgeted figures.

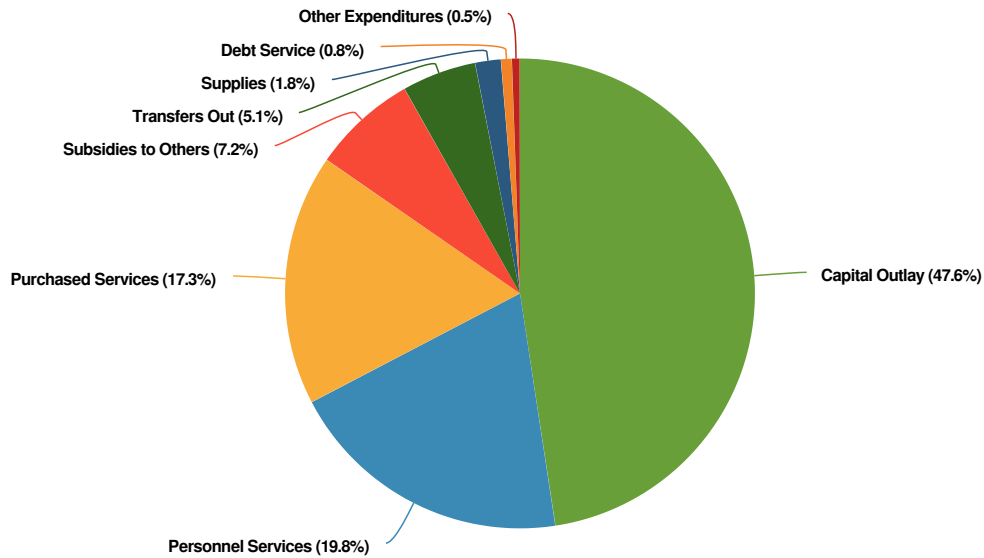
Name	FY2019 Actuals	FY2020 Actuals	FY2021 Adopted	FY2022 Proposed	FY2021 Adopted vs. FY2022 Proposed (\$ Change)	FY2021 Adopted vs. FY2022 Budgeted (% Change)
Revenue Source						



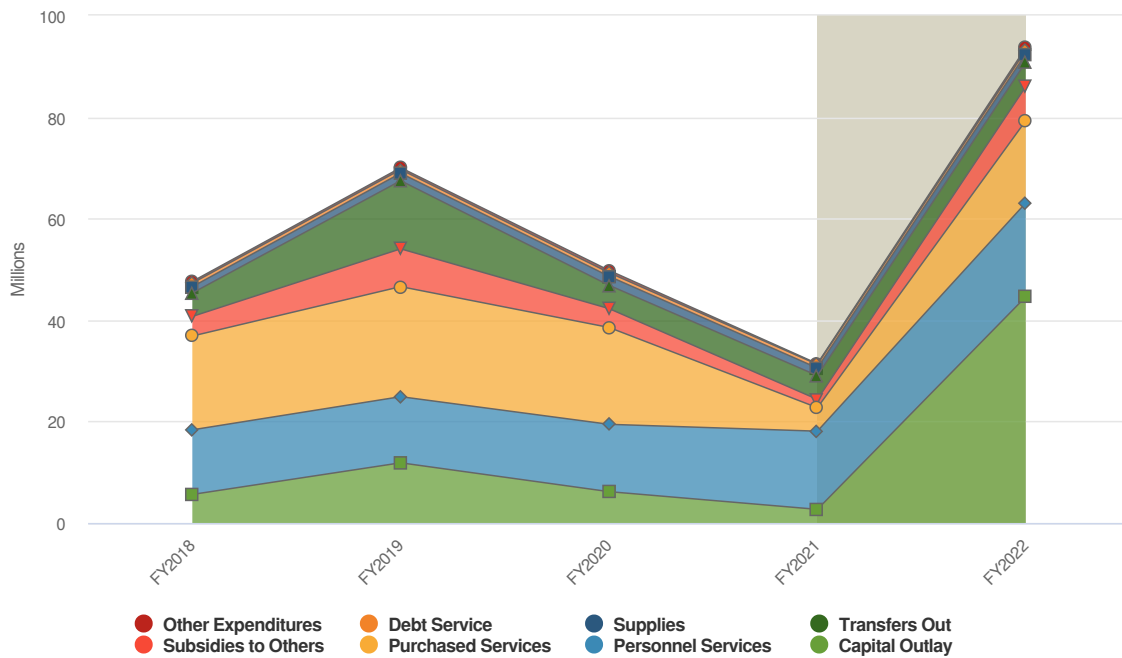
Name	FY2019 Actuals	FY2020 Actuals	FY2021 Adopted	FY2022 Proposed	FY2021 Adopted vs. FY2022 Proposed (\$ Change)	FY2021 Adopted vs. FY2022 Budgeted (% Change)
Licenses/Permits	\$5,515,056	\$5,994,078		\$6,035,000	\$6,035,000	N/A
Intergovernmental	\$16,876,654	\$17,818,518	\$785,000	\$17,613,518	\$16,828,518	2,143.8%
Charges for Services	\$6,433,843	\$6,316,716		\$6,660,350	\$6,660,350	N/A
Fines and Forfeitures	\$359,722	\$614,488		\$181,000	\$181,000	N/A
Interest	\$1,017,468	\$867,567	\$100	\$138,158	\$138,058	138,057.8%
Miscellaneous	\$24,732,560	\$23,949,588		\$6,764,818	\$6,764,818	N/A
Transfers In	\$16,694,984	\$5,240,281	\$155,691	\$2,115,547	\$1,959,856	1,258.8%
<b>Total Revenue Source:</b>	<b>\$71,630,287</b>	<b>\$60,801,237</b>	<b>\$940,791</b>	<b>\$39,508,391</b>	<b>\$38,567,600</b>	<b>4,099.5%</b>

## Expenditures by Expense Type

### Budgeted Expenditures by Expense Type



### Budgeted and Historical Expenditures by Expense Type



Grey background indicates budgeted figures.

Name	FY2019 Actuals	FY2020 Actuals	FY2021 Adopted	FY2022 Proposed	FY2021 Adopted vs. FY2022 Proposed (\$ Change)	FY2021 Adopted vs. FY2022 Proposed (% Change)
Expense Objects						
Personnel Services	\$13,033,906	\$13,271,226	\$15,408,132	\$18,501,116	\$3,092,984	20.1%
Purchased Services	\$21,689,028	\$19,093,212	\$4,631,711	\$16,197,673	\$11,565,962	249.7%
Supplies	\$1,479,238	\$1,772,986	\$1,505,730	\$1,646,975	\$141,245	9.4%
Debt Service	\$716,217	\$719,527	\$711,091	\$706,377	-\$4,714	-0.7%
Capital Outlay	\$11,856,155	\$6,170,679	\$2,680,558	\$44,572,811	\$41,892,253	1,562.8%
Subsidies to Others	\$7,449,939	\$3,715,555	\$1,636,236	\$6,735,522	\$5,099,286	311.6%
Other Expenditures	\$365,065	\$450,238	\$145,000	\$507,200	\$362,200	249.8%
Transfers Out	\$13,427,943	\$4,593,545	\$4,677,705	\$4,786,750	\$109,045	2.3%
<b>Total Expense Objects:</b>	<b>\$70,017,491</b>	<b>\$49,786,969</b>	<b>\$31,396,163</b>	<b>\$93,654,424</b>	<b>\$62,258,261</b>	<b>198.3%</b>





## Enterprise Funds

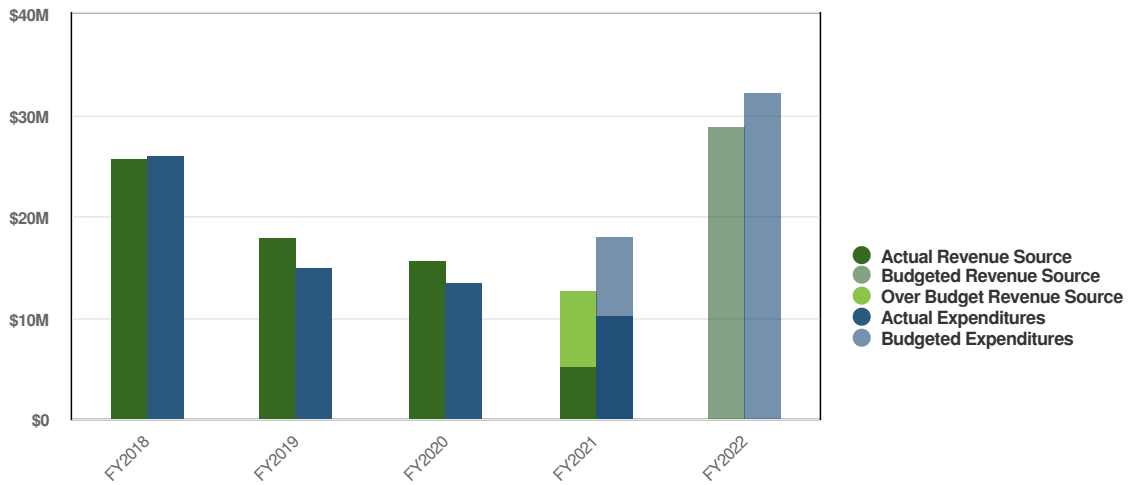
Enterprise Funds are used to account for business-type activities of the government whereby goods or services are provided to customers external to the government, and where the activity is often financed with debt that is secured solely from the revenues of the activity or where the user fees and charges are sufficient to cover the costs of providing the goods or services, including related capital costs such as depreciation or debt service. In other words, the activity is to be self-supporting.

Beaufort County has four Enterprise Funds: Stormwater, Solid Waste and Recycling, Hilton Head Island Airport and Lady's Island Airport. The Solid Waste and Recycling enterprise fund is new in fiscal year 2022 as these activities were previously housed in the General fund. Enterprise funds account for capital assets, including depreciation expense, as well as associated debt within each fund. Although depreciation is not an expense for which cash must be paid, it is still included in the budget to aid in long term planning.

### Summary

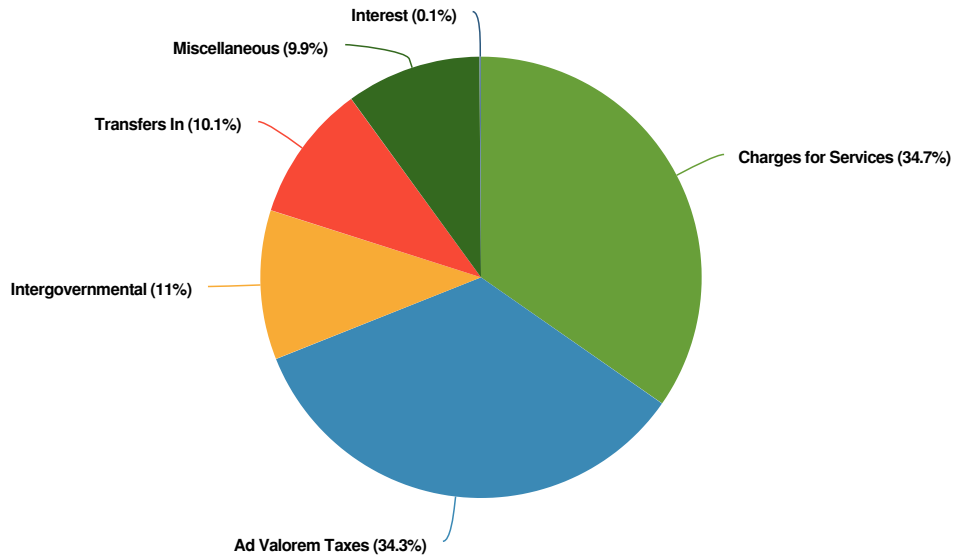
A summary of Enterprise Fund revenue and expense comparisons for fiscal years 2018 through 2022 can be seen below.

Beaufort County is projecting \$28.92M of revenue in FY2022, which represents a 450.3% increase over budgeted revenues in the prior year. Budgeted expenditures are projected to increase by 79% or \$14.28M to \$32.36M in FY2022.

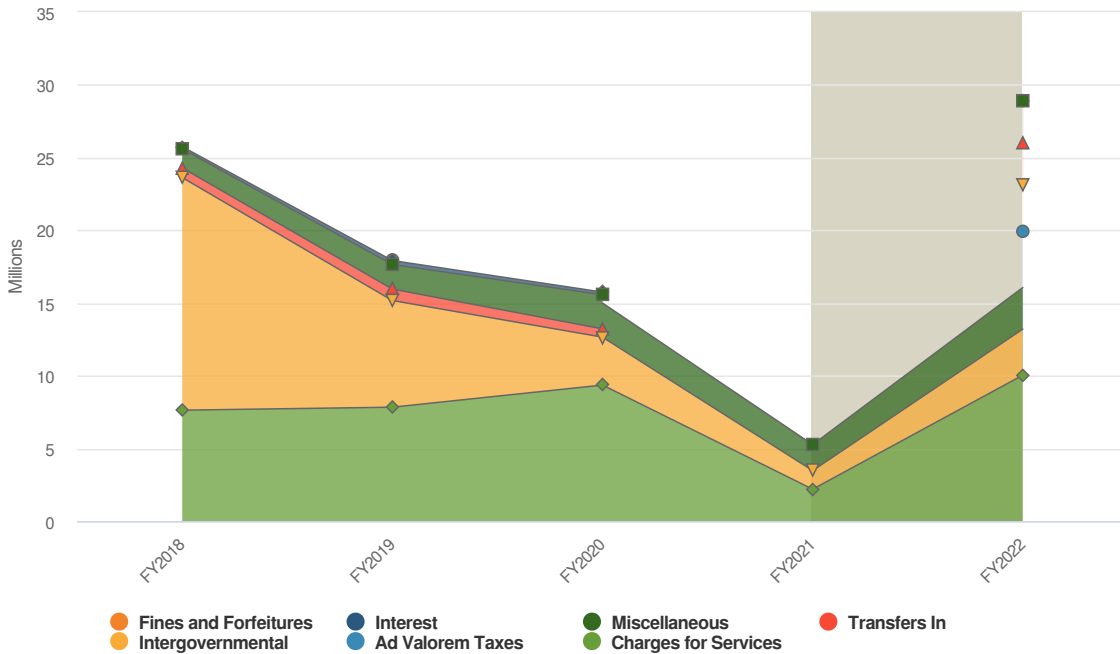


# Revenues by Source

## Projected 2022 Revenues by Source



## Budgeted and Historical 2022 Revenues by Source



Grey background indicates budgeted figures.

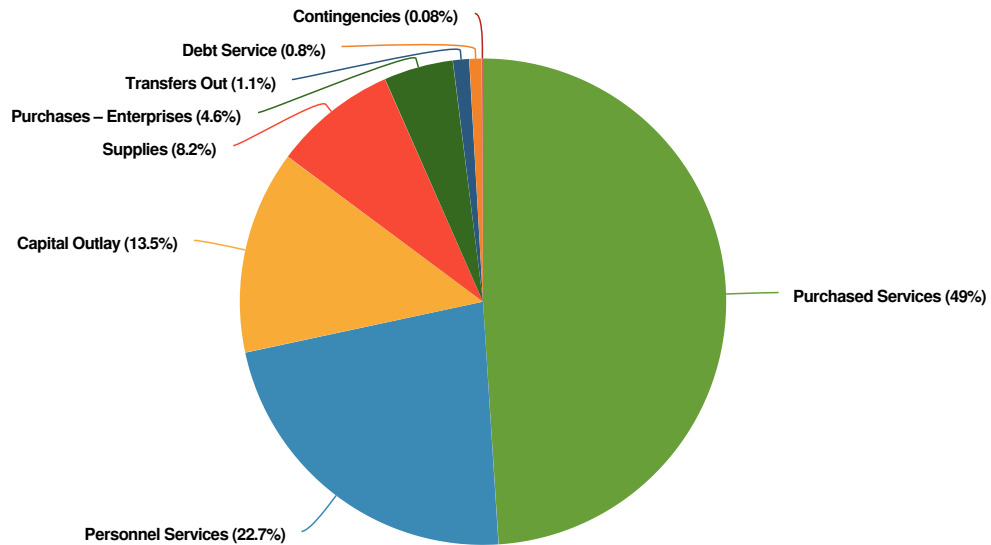
Name	FY2019 Actuals	FY2020 Actuals	FY2021 Adopted	FY2022 Proposed	FY2021 Adopted vs. FY2022 Proposed (\$ Change)	FY2021 Adopted vs. FY2022 Budgeted (% Change)
Revenue Source						



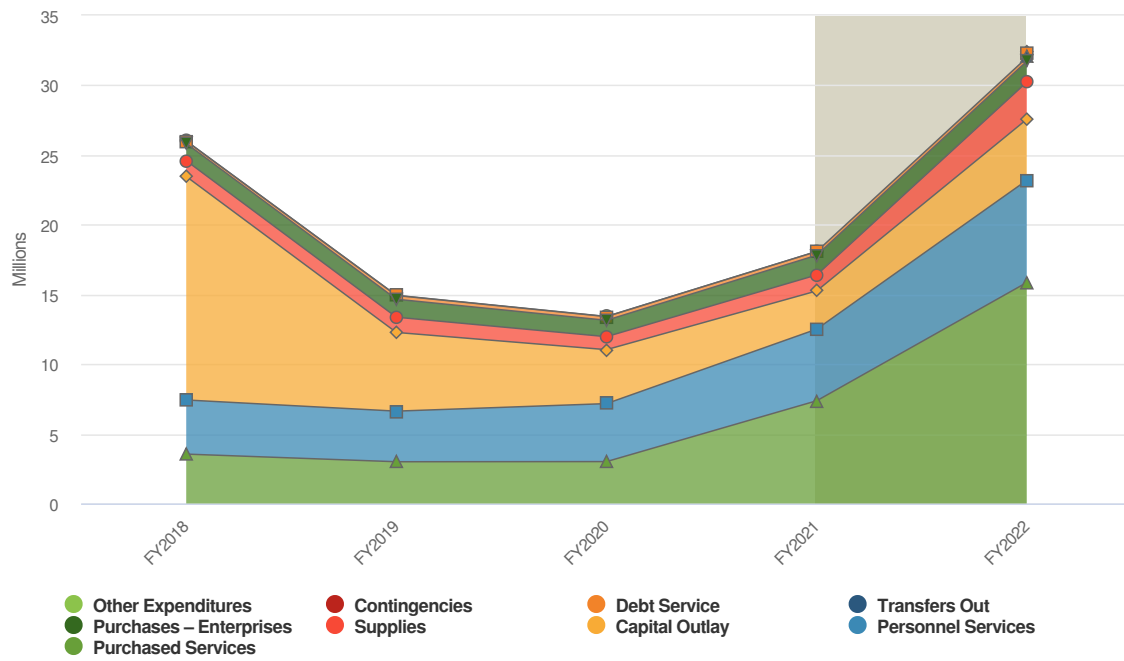
Name	FY2019 Actuals	FY2020 Actuals	FY2021 Adopted	FY2022 Proposed	FY2021 Adopted vs. FY2022 Proposed (\$ Change)	FY2021 Adopted vs. FY2022 Budgeted (% Change)
Ad Valorem Taxes				\$9,911,562	\$9,911,562	N/A
Intergovernmental	\$7,337,425	\$3,294,235	\$1,279,569	\$3,167,500	\$1,887,931	147.5%
Charges for Services	\$7,830,171	\$9,351,943	\$2,189,600	\$10,033,940	\$7,844,340	358.3%
Fines and Forfeitures	\$87				\$0	N/A
Interest	\$272,185	\$181,486		\$30,000	\$30,000	N/A
Miscellaneous	\$1,689,455	\$2,346,125	\$1,786,040	\$2,859,940	\$1,073,900	60.1%
Transfers In	\$788,088	\$572,998		\$2,915,000	\$2,915,000	N/A
<b>Total Revenue Source:</b>	<b>\$17,917,411</b>	<b>\$15,746,787</b>	<b>\$5,255,209</b>	<b>\$28,917,942</b>	<b>\$23,662,733</b>	<b>450.3%</b>

## Expenditures by Expense Type

### Budgeted Expenditures by Expense Type



### Budgeted and Historical Expenditures by Expense Type



Grey background indicates budgeted figures.

Name	FY2019 Actuals	FY2020 Actuals	FY2021 Adopted	FY2022 Proposed	FY2021 Adopted vs. FY2022 Proposed (\$ Change)	FY2021 Adopted vs. FY2022 Proposed (% Change)
Expense Objects						
Personnel Services	\$3,630,621	\$4,159,722	\$5,138,195	\$7,333,657	\$2,195,462	42.7%
Purchased Services	\$2,991,524	\$3,002,196	\$7,365,711	\$15,853,388	\$8,487,677	115.2%
Supplies	\$1,093,871	\$931,853	\$1,149,243	\$2,667,853	\$1,518,610	132.1%
Debt Service	\$267,815	\$263,539	\$268,268	\$263,268	-\$5,000	-1.9%
Capital Outlay	\$5,646,488	\$3,871,543	\$2,741,545	\$4,375,000	\$1,633,455	59.6%
Contingencies				\$25,000	\$25,000	N/A
Other Expenditures	\$13,556	\$11,527	\$710		-\$710	-100%
Purchases - Enterprises	\$1,287,935	\$1,174,752	\$1,410,871	\$1,493,489	\$82,618	5.9%
Transfers Out	\$0			\$350,000	\$350,000	N/A
<b>Total Expense Objects:</b>	<b>\$14,931,810</b>	<b>\$13,415,131</b>	<b>\$18,074,543</b>	<b>\$32,361,655</b>	<b>\$14,287,112</b>	<b>79%</b>





## Capital Projects Funds

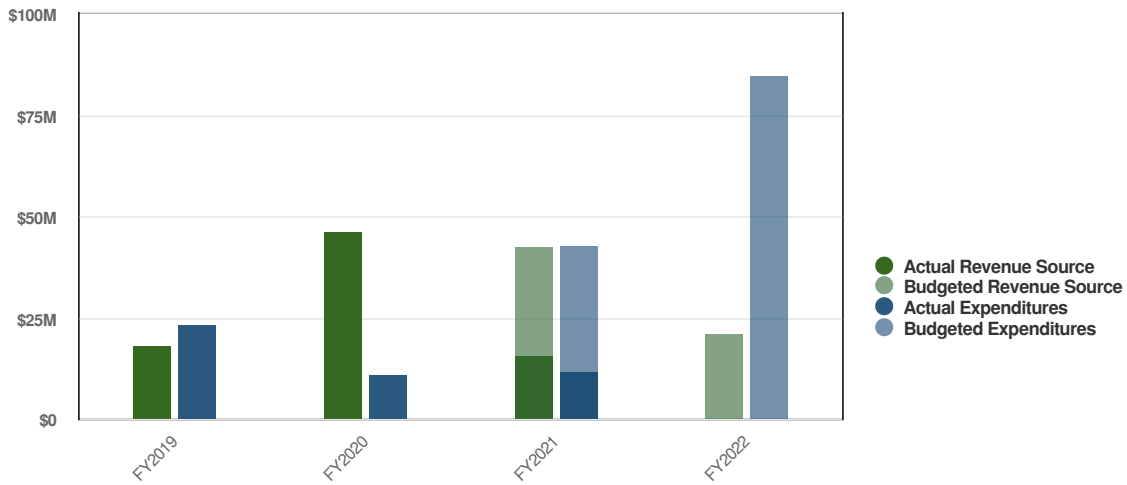
Capital Projects Funds must be used when resources are legally mandated or otherwise restricted, committed or assigned by regulations or covenants to expenditure for capital outlays, including the acquisition or construction of capital facilities and other capital assets but exclude those outlays that are financed by proprietary funds or for assets held in trust under fiduciary funds. For more information on the definition of a capital asset, see the glossary in this document.

Beaufort County's primary funding source for the acquisition and construction of capital facilities, infrastructure and other assets for numerous years has been the issuance of general obligation bonds and the voter-approved Local Option Sales Tax (LOST). Under each of these funding mechanisms, revenues are typically received up front and are drawn on as projects become shovel ready. Therefore, fund balances in these funds start high and slowly decrease over the years. Additionally, when comparing expenditures between years, figures vary greatly due to the number and timing of projects appropriated.

### Summary

A summary of Capital Projects Fund revenue and expenditure comparisons for fiscal years 2019 through 2022 can be seen below.

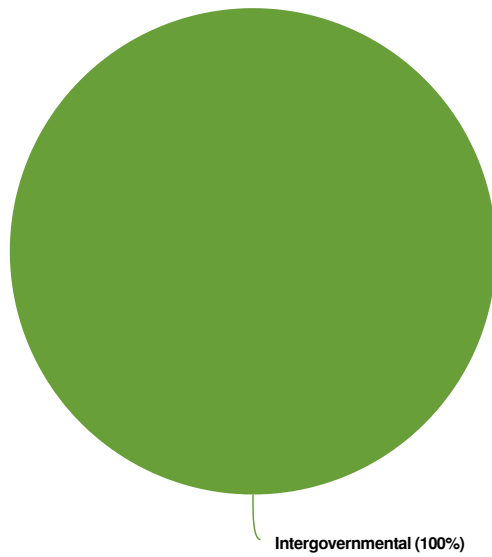
Beaufort County is projecting \$21M of revenue in FY2022, which represents a 50.8% decrease over the prior year. Budgeted expenditures are projected to increase by 97% or \$41.74M to \$84.77M in FY2022.



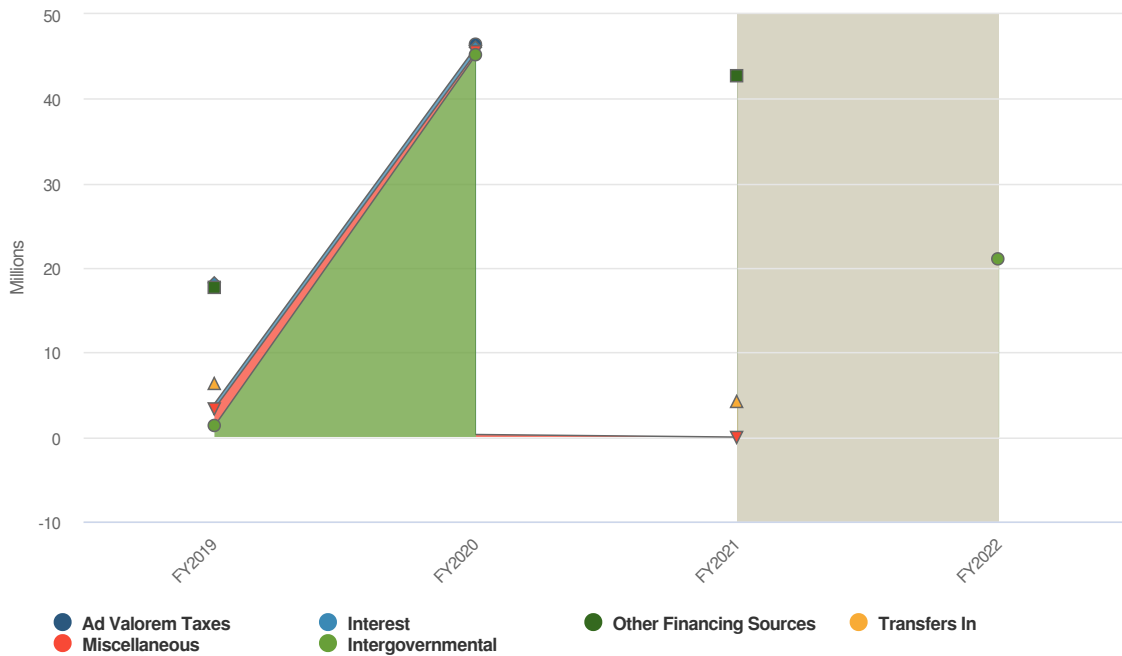


# Revenues by Source

## Projected 2022 Revenues by Source



## Budgeted and Historical 2022 Revenues by Source



Grey background indicates budgeted figures.

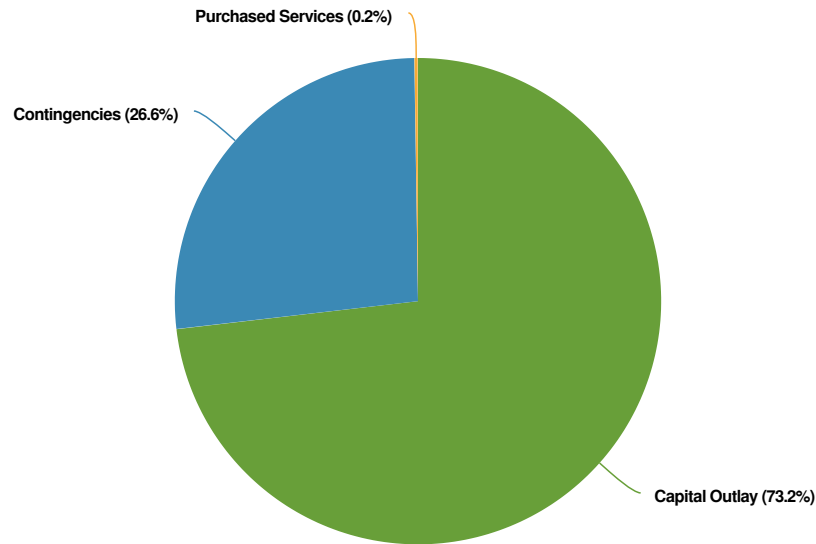
Name	FY2019 Actuals	FY2020 Actuals	FY2021 Adopted	FY2022 Proposed	FY2021 Adopted vs. FY2022 Proposed (\$ Change)	FY2021 Adopted vs. FY2022 Budgeted (% Change)
Revenue Source						



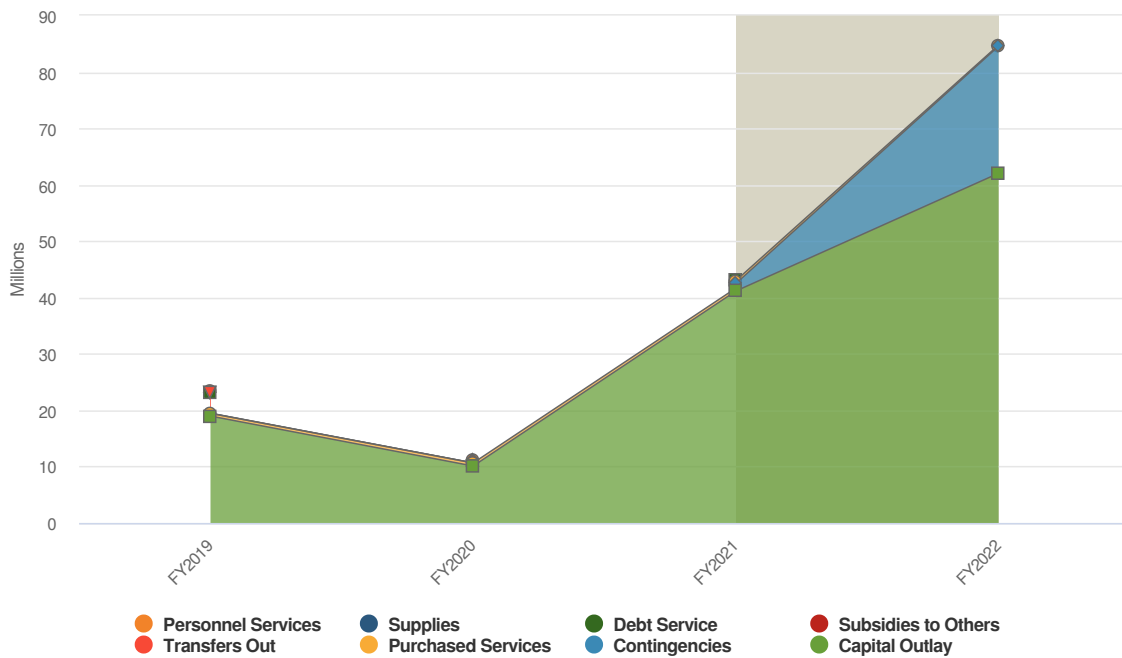
Name	FY2019 Actuals	FY2020 Actuals	FY2021 Adopted	FY2022 Proposed	FY2021 Adopted vs. FY2022 Proposed (\$ Change)	FY2021 Adopted vs. FY2022 Budgeted (% Change)
Ad Valorem Taxes		\$297,827			\$0	N/A
Intergovernmental	\$1,296,469	\$45,195,997		\$21,000,000	\$21,000,000	N/A
Interest	\$595,141	\$661,502			\$0	N/A
Miscellaneous	\$2,042,400	\$291,784	-\$11,839		\$11,839	-100%
Other Financing Sources	\$11,250,000		\$38,474,703		-\$38,474,703	-100%
Transfers In	\$3,048,796		\$4,235,000		-\$4,235,000	-100%
<b>Total Revenue Source:</b>	<b>\$18,232,806</b>	<b>\$46,447,109</b>	<b>\$42,697,864</b>	<b>\$21,000,000</b>	<b>-\$21,697,864</b>	<b>-50.8%</b>

## Expenditures by Expense Type

### Budgeted Expenditures by Expense Type



### Budgeted and Historical Expenditures by Expense Type



Grey background indicates budgeted figures.

Name	FY2019 Actuals	FY2020 Actuals	FY2021 Adopted	FY2022 Proposed	FY2021 Adopted vs. FY2022 Proposed (\$ Change)	FY2021 Adopted vs. FY2022 Budgeted (% Change)
Expense Objects						
Personnel Services	\$35,853	\$8,498			\$0	N/A
Purchased Services	\$476,524	\$539,944	\$511,839	\$200,000	-\$311,839	-60.9%
Supplies	\$524	\$617			\$0	N/A
Debt Service	\$94,500		\$50,000		-\$50,000	-100%
Capital Outlay	\$18,961,330	\$10,101,487	\$41,142,305	\$62,030,000	\$20,887,695	50.8%
Subsides to Others		\$550,000			\$0	N/A
Contingencies			\$1,330,781	\$22,544,463	\$21,213,682	1,594.1%
Transfers Out	\$3,736,142				\$0	N/A
<b>Total Expense Objects:</b>	<b>\$23,304,873</b>	<b>\$11,200,545</b>	<b>\$43,034,924</b>	<b>\$84,774,463</b>	<b>\$41,739,539</b>	<b>97%</b>





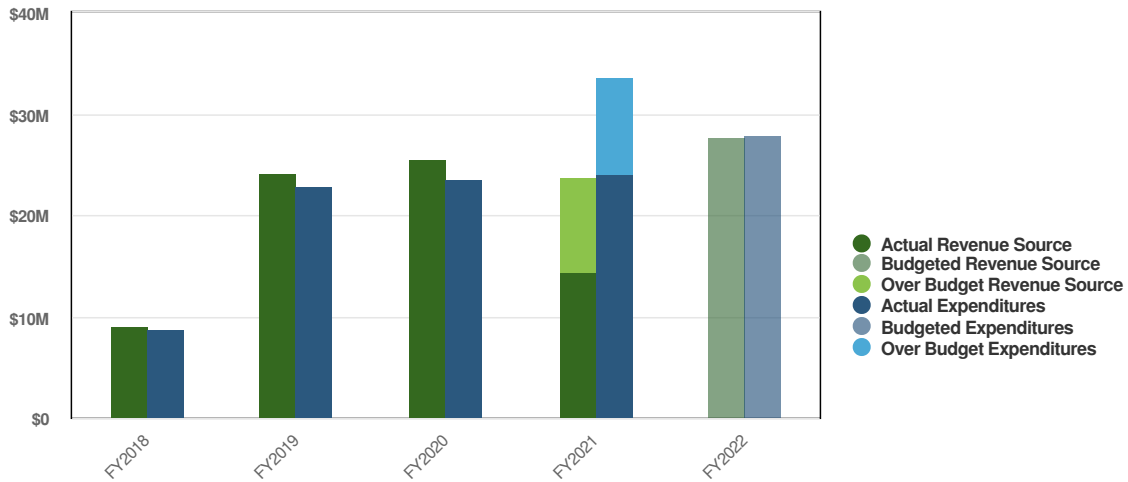
# Debt Service Funds

Debt service funds are used to account for the accumulation of restricted resources for, and the payment of general long-term debt principal and interest.

## Summary

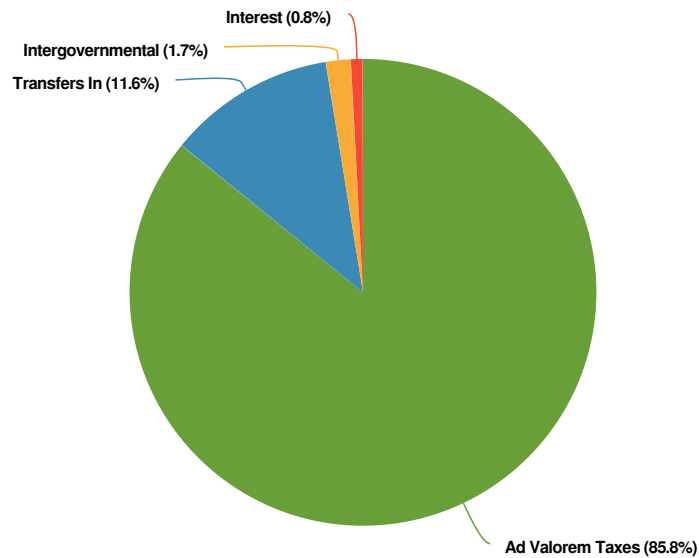
A summary of Debt Service Funds revenue and expenditure comparisons for fiscal years 2019 through 2022 can be seen below.

Beaufort County is projecting \$25.94M of revenue in FY2022, which represents a 80.6% increase over the prior year. Budgeted expenditures are projected to increase by 6.3% or \$1.5M to \$25.53M in FY2022.

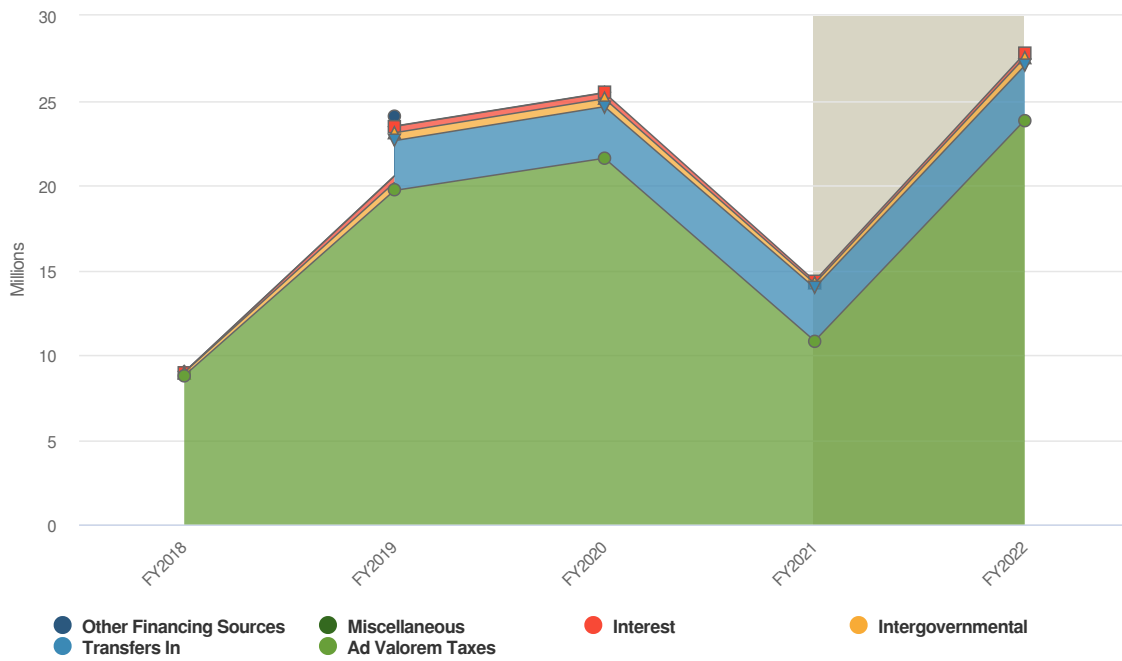


## Revenues by Source

### Projected 2022 Revenues by Source



### Budgeted and Historical 2022 Revenues by Source



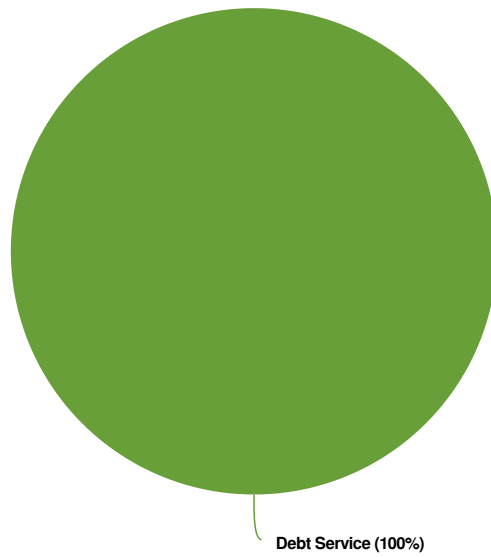
Grey background indicates budgeted figures.

Name	FY2019 Actuals	FY2020 Actuals	FY2021 Adopted	FY2022 Proposed	FY2021 Adopted vs. FY2022 Proposed (\$ Change)	FY2021 Adopted vs. FY2022 Budgeted (% Change)
Revenue Source						
Ad Valorem Taxes	\$19,690,986	\$21,591,025	\$10,820,300	\$23,839,000	\$13,018,700	120.3%
Intergovernmental	\$465,217	\$472,863	\$260,400	\$479,000	\$218,600	83.9%
Interest	\$376,793	\$340,765	\$150,000	\$231,000	\$81,000	54%
Miscellaneous	\$16,233	\$15,978			\$0	N/A
Other Financing Sources	\$609,072				\$0	N/A
Transfers In	\$2,933,980	\$3,039,340	\$3,132,705	\$3,220,000	\$87,295	2.8%
<b>Total Revenue Source:</b>	<b>\$24,092,280</b>	<b>\$25,459,971</b>	<b>\$14,363,405</b>	<b>\$27,769,000</b>	<b>\$13,405,595</b>	<b>93.3%</b>

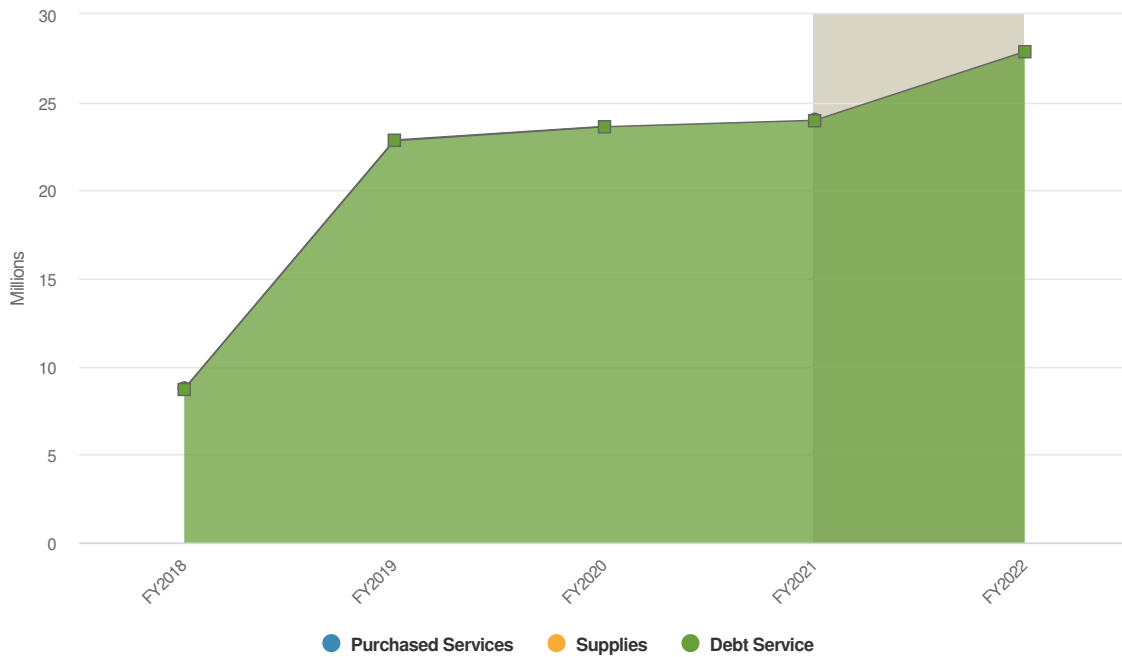


# Expenditures by Expense Type

## Budgeted Expenditures by Expense Type



## Budgeted and Historical Expenditures by Expense Type



Grey background indicates budgeted figures.



<b>Name</b>	<b>FY2019 Actuals</b>	<b>FY2020 Actuals</b>	<b>FY2021 Adopted</b>	<b>FY2022 Proposed</b>	<b>FY2021 Adopted vs. FY2022 Proposed (\$ Change)</b>	<b>FY2021 Adopted vs. FY2022 Budgeted (% Change)</b>
Expense Objects						
Purchased Services			\$50,000		-\$50,000	-100%
Supplies	\$40,414	\$20,031			\$0	N/A
Debt Service	\$22,815,084	\$23,608,944	\$23,976,178	\$27,878,148	\$3,901,970	16.3%
<b>Total Expense Objects:</b>	<b>\$22,855,498</b>	<b>\$23,628,975</b>	<b>\$24,026,178</b>	<b>\$27,878,148</b>	<b>\$3,851,970</b>	<b>16%</b>



---

# FUNDING SOURCES

---



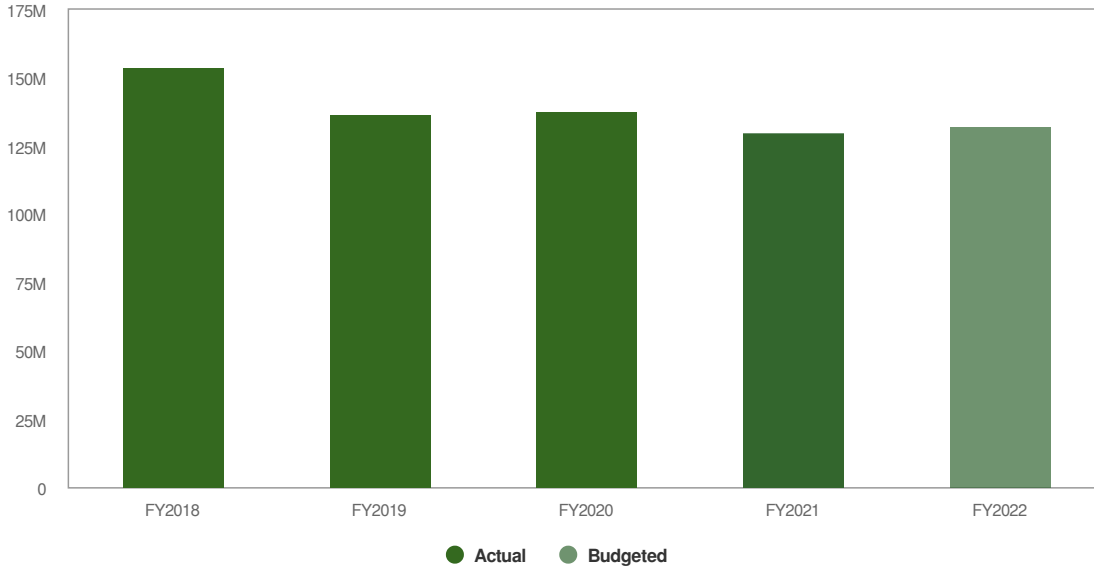


# General Fund Summary

A summary of General Fund revenue comparisons for fiscal years 2018 through 2022 can be seen below.

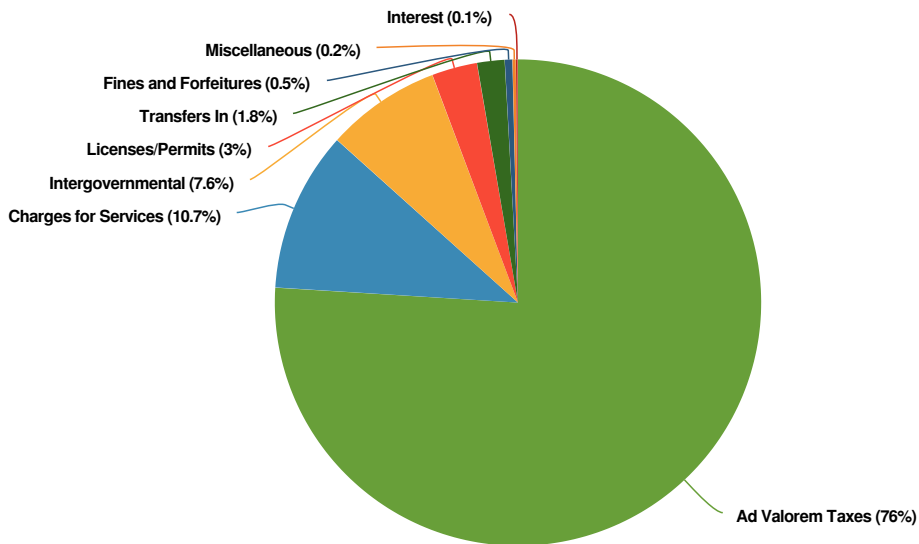
**\$132,662,999**    **\$2,362,568**  
 (1.81% vs. prior year)

## General Fund Proposed and Historical Budget vs. Actual

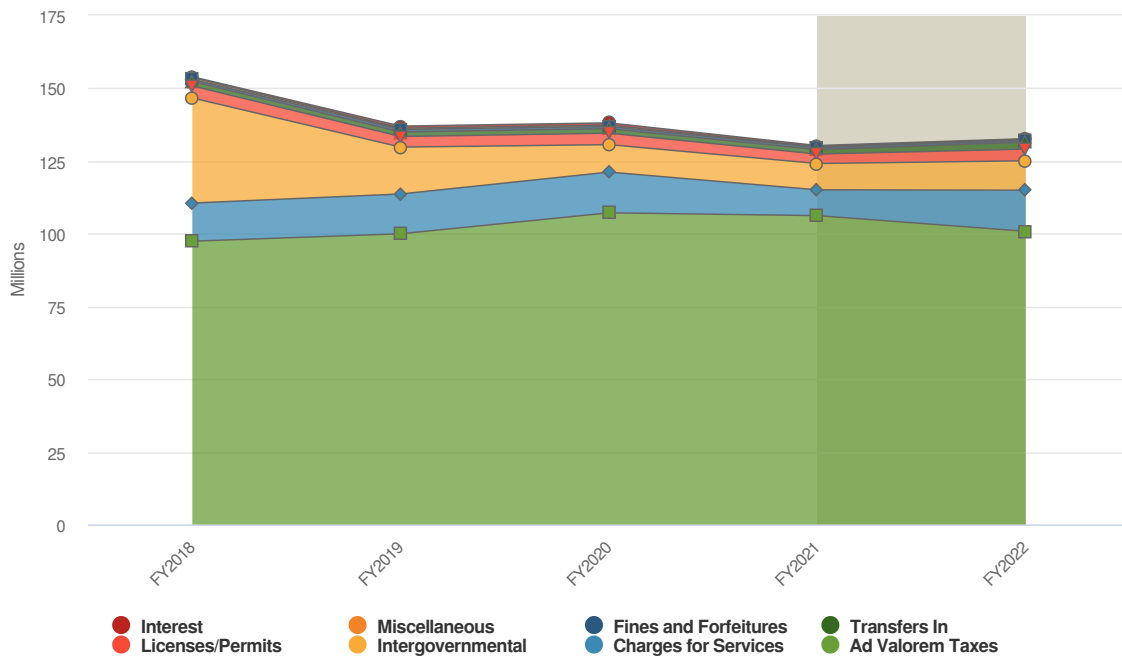


## Revenues by Source

### Projected 2022 Revenues by Source



### Budgeted and Historical 2022 Revenues by Source



Grey background indicates budgeted figures.

Name	Account ID	FY2019 Actuals	FY2020 Actuals	FY2021 Adopted	FY2022 Proposed	FY2021 Adopted vs. FY2022 Proposed (\$ Change)
<b>Revenue Source</b>						
<b>Ad Valorem Taxes</b>						
Current Taxes	10000001-41010	\$90,818,815	\$90,099,735	\$97,472,000	\$89,878,716	-\$7,593,284
Delinquent Taxes	10000001-41020	\$1,726,448	\$2,690,047	\$1,500,000	\$1,388,317	-\$111,683
Automobile Taxes	10000001-41030	\$6,018,832	\$6,079,886	\$6,345,968	\$8,356,164	\$2,010,196
Penalties On Taxes - 3% & 7%	10000001-41040	\$401,758	\$505,604	\$400,000	\$450,000	\$50,000
Penalties On Taxes - 5%	10000001-41050	\$505,333	\$751,473	\$500,000	\$750,000	\$250,000
Current Taxes	10100001-41010	\$500,000	\$508,594	\$0		\$0
Current Taxes	14010001-41010	\$0	\$978,066			\$0
Current Taxes	14020001-41010	\$0	\$919,382			\$0
Current Taxes	16000001-41010	\$0	\$4,636,032			\$0
<b>Total Ad Valorem Taxes:</b>		<b>\$99,971,187</b>	<b>\$107,168,819</b>	<b>\$106,217,968</b>	<b>\$100,823,197</b>	<b>-\$5,394,771</b>
<b>Licenses/Permits</b>						



Name	Account ID	FY2019 Actuals	FY2020 Actuals	FY2021 Adopted	FY2022 Proposed	FY2021 Adopted vs. FY2022 Proposed (\$ Change)
Building Permits	10000001-42010	\$1,250,162	\$1,072,425	\$880,000	\$1,310,650	\$430,650
Electricians' Licenses	10000001-42020	\$1,945	\$9,901	\$5,160	\$3,000	-\$2,160
Mobile Home Permits	10000001-42030	\$18,297	\$8,880	\$7,000	\$15,000	\$8,000
Marriage Licenses	10000001-42040	\$87,535	\$61,855	\$72,000	\$60,000	-\$12,000
Sheriff Copper Permits	10000001-42060	\$0	\$200	\$0		\$0
Pawnbrokers' Licenses	10000001-42090	\$0	\$100			\$0
Cable Tv Franchises	10000001-42200	\$457,395	\$411,454	\$360,000	\$434,300	\$74,300
Business License	10000001-42300	\$1,720,108	\$2,291,767	\$1,840,000	\$2,100,000	\$260,000
Alcohol Beverage License	10000001-42310	\$105,000	\$77,200	\$80,000	\$90,800	\$10,800
<b>Total Licenses/Permits:</b>		<b>\$3,640,443</b>	<b>\$3,933,781</b>	<b>\$3,244,160</b>	<b>\$4,013,750</b>	<b>\$769,590</b>
<b>Intergovernmental</b>						
State Aid To Subdivisions	10000001-43010	\$6,245,500	\$6,522,417	\$6,746,324	\$7,269,783	\$523,459
Homestead Exemption	10000001-43015	\$1,924,097	\$2,049,754	\$1,743,960	\$2,150,000	\$406,040
Merchants Inventory Tax	10000001-43020	\$186,309	\$186,309	\$186,309	\$186,310	\$1
Manufacturer Tax Exempt Progm	10000001-43021	\$29,198	\$19,284	\$30,000	\$23,200	-\$6,800
Motor Carrier Payments	10000001-43022	\$214,335	\$84,905	\$200,000	\$215,000	\$15,000
Payments In Lieu Of Taxes	10000001-43040	\$137,340	\$184,775	\$110,000	\$210,000	\$100,000
Pymt In Lieu Of - Federal	10000001-43041	\$25,596	\$16,274	\$10,000	\$17,000	\$7,000
Local Assessment Fee- Uber	10000001-43051	\$7,772	\$8,264	\$5,000	\$8,500	\$3,500
Veterans Officer Stipend	10000001-43200	\$5,371	\$6,848	\$5,370	\$5,480	\$110
Voter Reg/Elec Stipends	10000001-43230	\$15,810	\$10,817	\$12,000	\$11,000	-\$1,000
Salary Sup'lmnts Fr State	10000001-43250	\$7,875	\$9,845	\$7,875	\$7,200	-\$675
Poll'tn Cntrl Pen Fr Stat	10000001-43290	\$5,196	\$2,952	\$2,000	\$5,000	\$3,000
Traffic Signal Maint- To HHI	10000001-43308	-\$25,000	\$0		\$0	\$0
Fema Grant Revenues	10000001-43410	\$5,438,448	\$229,744	\$0	\$0	\$0
Scemd (Fema Match) Grant Rev	10000001-43450	\$1,814,105	\$60,417	\$0	\$0	\$0



Name	Account ID	FY2019 Actuals	FY2020 Actuals	FY2021 Adopted	FY2022 Proposed	FY2021 Adopted vs. FY2022 Proposed (\$ Change)
SC Dept of Commerce - Economic Development	10001104-43240	\$100,000	\$50,000		\$0	\$0
<b>Total Intergovernmental:</b>		<b>\$16,131,951</b>	<b>\$9,442,605</b>	<b>\$9,058,838</b>	<b>\$10,108,473</b>	<b>\$1,049,635</b>
<b>Charges for Services</b>						
3% Comm On Doc Stamps Rmc	10000001-44010	-\$2,497,990	-\$6,903,154	\$160,000	-\$5,575,000	-\$5,735,000
County Recording Fees-Rmc	10000001-44020	\$757,330	\$9,421,744	\$560,000	\$12,225,000	\$11,665,000
County Stamp Fees-Rmc	10000001-44030	\$3,541,566	\$1,413,830	\$2,640,000	\$1,750,000	-\$890,000
Collect Co Xfer Fees-Rmc	10000001-44040	\$2,777,010	\$1,288,112	\$24,000	\$45,000	\$21,000
Copy And Service Fees-Rmc	10000001-44050	\$13,896	\$5,663	\$16,000	\$12,900	-\$3,100
Sheriff's Fees	10000001-44100	\$43,126	\$45,045	\$40,000	\$43,900	\$3,900
Probate Fees	10000001-44110	\$575,012	\$551,179	\$441,180	\$550,000	\$108,820
Probate Advertising Fees	10000001-44120	\$23,715	\$23,940	\$23,530	\$24,100	\$570
Probate Copy Fees	10000001-44130	\$31,386	\$30,610	\$35,290	\$21,000	-\$14,290
Solicitor Worthless Check Fees	10000001-44135	\$235	\$2,405	\$0	\$1,600	\$1,600
Solicitor Electronic Monitorin	10000001-44136	\$4,803	\$0		\$0	\$0
Magistrate Civil Fees - Beaufort	10000001-4414A	\$104,531	\$79,086	\$102,000	\$82,000	-\$20,000
Magistrate Civil Fees - Bluffton	10000001-4414B	\$70,637	\$78,351	\$68,000	\$60,000	-\$8,000
Clerk Of Ct Filing Fees	10000001-44150	\$118,224	\$115,314	\$115,000	\$105,000	-\$10,000
Clerk Of Ct Copy Fees	10000001-44160	\$21,106	\$14,513	\$20,000	\$10,000	-\$10,000
Family Court Fees	10000001-44170	\$339,235	\$277,668	\$292,570	\$245,000	-\$47,570
Fam Crt Cost Recov/ry Fee	10000001-44175	\$15,775	\$10,877	\$18,290	\$25,000	\$6,710
Family Court Copy Fees	10000001-44180	\$11,062	\$6,550	\$9,140	\$4,000	-\$5,140
Master In Equity Fees	10000001-44190	\$281,272	\$217,418	\$300,000	\$291,000	-\$9,000
Treasurer's Fees	10000001-44200	\$12,180	\$17,584	\$10,000	\$13,600	\$3,600
Treasurer's Misc Fees	10000001-44205	\$15,037	\$8,816	\$10,000	\$15,000	\$5,000
Emergency Medical Fees	10000001-44220	\$3,224,741	\$3,433,534	\$3,300,000	\$3,350,000	\$50,000
Ems - Copy Fees	10000001-44225	\$9,287	\$5,637	\$5,000	\$12,500	\$7,500



Name	Account ID	FY2019 Actuals	FY2020 Actuals	FY2021 Adopted	FY2022 Proposed	FY2021 Adopted vs. FY2022 Proposed (\$ Change)
Waste Disposal Fees	10000001-44230	\$6,550	\$7,550	\$0		\$0
D S O Fees	10000001-44260	\$80,159	\$59,387	\$48,000	\$95,500	\$47,500
Animal Shelter Admin Tickets	10000001-44281	\$0	\$3,040	\$0	\$5,000	\$5,000
Library Copy Fees	10000001-44300	\$4,648	\$3,831	\$0	\$2,000	\$2,000
Planning - Various Sales	10000001-44330	\$0	\$25	\$0	\$0	\$0
Copy Fees-All Others	10000001-44360	\$892	\$1,275	\$0	\$1,000	\$1,000
Rezoning Application Fees	10000001-44370	\$1,425	\$575	\$0	\$2,300	\$2,300
Crb - Application Fees	10000001-44375	\$4,925	\$4,600	\$0	\$4,200	\$4,200
Video Production	10000001-44510	\$45,345	\$30,000	\$25,000	\$36,800	\$11,800
Sheriff's Svcs-Town HH	10000001-44700	\$3,195,769	\$3,195,769		\$0	\$0
Telephone Svcs - Others	10000001-44720	\$12,556	\$10,040	\$19,000	\$14,500	-\$4,500
Detention Center Daywatch	10000001-44735	\$3,720	\$1,105		\$3,300	\$3,300
HHI Holding Facility (Det Ctr)	10000001-44736	\$38,155	\$37,957	\$30,000	\$34,800	\$4,800
Payroll Services-Others	10000001-44760	\$19,488	\$13,048	\$13,000	\$13,800	\$800
Credit Card Convenience Fees	10000001-44780	\$282,292	\$115,345	\$210,000	\$155,400	-\$54,600
Ccard Convenience Fees - Pals	10000001-44781	\$0	\$5	\$0	\$0	\$0
Ccard Convenience Fees - Other	10000001-44782	\$10,725	\$2,906	\$5,000	\$8,300	\$3,300
Aquatic Classes	10000602-44420			\$2,400	\$17,500	\$15,100
SWIM- BEAU	10000602-44421			\$5,600		-\$5,600
SWIM - LB	10000602-44422			\$560		-\$560
AQUATIC-BC	10000602-44423			\$1,040		-\$1,040
AQUATIC-BF	10000602-44424			\$4,800		-\$4,800
AQUATIC-LB	10000602-44425			\$800		-\$800
Program Fees	10000602-44432				\$2,800	\$2,800
CREATION S	10000602-44433			\$800		-\$800
Aquatic Admissions	10000602-44450			\$6,400	\$37,000	\$30,600



Name	Account ID	FY2019 Actuals	FY2020 Actuals	FY2021 Adopted	FY2022 Proposed	FY2021 Adopted vs. FY2022 Proposed (\$ Change)
POOLAD-BFT	10000602-44451			\$10,400		-\$10,400
POOLAD-LB	10000602-44452			\$13,600		-\$13,600
Athletics	10000604-44400			\$16,000	\$240,700	\$224,700
SPORTS-VBY	10000604-44410			\$1,600		-\$1,600
SPORTS-SOC	10000604-44411			\$64,000		-\$64,000
SPORTS-BAS	10000604-44412			\$20,000		-\$20,000
SPORTS-SOF	10000604-44413			\$400		-\$400
SPORTS- TF	10000604-44414			\$8,000		-\$8,000
SPORTS-BBA	10000604-44415			\$40,000		-\$40,000
SPORTS-CHE	10000604-44417			\$560		-\$560
SPORTS-FF	10000604-44418			\$9,600		-\$9,600
Aquatic Classes	10000604-44420			\$8,000	\$14,900	\$6,900
AQUATIC-BL	10000604-44423			\$4,000		-\$4,000
RENTALS-AT	10000604-44430			\$8,000		-\$8,000
RENTALS-CT	10000604-44431			\$1,600		-\$1,600
RENTALS-PO	10000604-44432			\$8,000		-\$8,000
Sponsorships	10000604-44440			\$12,000	\$14,900	\$2,900
Late Fees	10000604-44442			\$4,800	\$10,100	\$5,300
Credit Card Fees	10000604-44447			\$4,000	\$7,200	\$3,200
Aquatic Admissions	10000604-44450			\$12,000	\$17,600	\$5,600
Athletics	10000605-44400				\$73,100	\$73,100
SPORTS -FF	10000605-44401			\$2,400		-\$2,400
SPORTS-SOC	10000605-44411			\$20,000		-\$20,000
SPORTS-BAS	10000605-44412			\$4,000		-\$4,000
SPORTS- TF	10000605-44414			\$5,600		-\$5,600
SPORTS-BBA	10000605-44415			\$12,000		-\$12,000



Name	Account ID	FY2019 Actuals	FY2020 Actuals	FY2021 Adopted	FY2022 Proposed	FY2021 Adopted vs. FY2022 Proposed (\$ Change)
SPORTS-CHE	10000605-44417			\$400		-\$400
RENTALS-AT	10000605-44430			\$4,000		-\$4,000
RENTALS-CT	10000605-44431			\$400		-\$400
Sponsorships	10000605-44440			\$800	\$3,100	\$2,300
Late Fees	10000605-44442			\$2,000	\$5,500	\$3,500
Credit Card Fees	10000605-44447			\$1,600	\$2,900	\$1,300
Athletics	10001600-44400	\$64,264	\$57,625			\$0
Aquatic Classes	10001600-44420	\$12,415	\$6,470			\$0
Aquatic Classes	10001600-44425	\$6,945	\$6,435			\$0
Program Fees	10001600-44432	\$3,530	\$4,065			\$0
Sponsorships	10001600-44440	\$2,100	\$2,100			\$0
Late Fee	10001600-44442	\$4,545	\$3,783			\$0
Discounts - change	10001600-44443	\$233	\$0			\$0
Credit Card Fees	10001600-44447	\$3,037	\$2,917			\$0
Aquatic Admissions	10001600-44450	\$38,076	\$33,048			\$0
NSF Fees	10001600-44497	\$30	\$0			\$0
Athletics	10001604-44400	\$268,766	\$204,524			\$0
Aquatic Classes	10001604-44420	\$16,408	\$10,577			\$0
Sponsorships	10001604-44440	\$19,434	\$15,000			\$0
Late Fee	10001604-44442	\$10,506	\$9,801			\$0
Credit Card Fees	10001604-44447	\$8,142	\$7,797			\$0
Aquatic Admissions	10001604-44450	\$16,202	\$16,424			\$0
<b>Total Charges for Services:</b>		<b>\$13,674,459</b>	<b>\$14,011,744</b>	<b>\$8,862,160</b>	<b>\$14,135,800</b>	<b>\$5,273,640</b>
<b>Fines and Forfeitures</b>						
General Sessions Fines	10000001-45010	\$12,326	\$6,107	\$10,000	\$9,500	-\$500
Drug Fines - Gen Sessions	10000001-45020	\$3,642	\$2,220	\$2,500	\$2,000	-\$500



Name	Account ID	FY2019 Actuals	FY2020 Actuals	FY2021 Adopted	FY2022 Proposed	FY2021 Adopted vs. FY2022 Proposed (\$ Change)
Bonds Escurement	10000001-45030	\$26,140	\$43,745	\$5,000	\$15,000	\$10,000
Magistrate Fines - HHI	10000001-45100	\$7,777	\$7,990	\$5,110	\$7,600	\$2,490
Magistrate Fines - Beaufort	10000001-4510A	\$281,152	\$248,786	\$265,620	\$245,000	-\$20,620
Magistrate Fines - Bluffton	10000001-4510B	\$374,928	\$309,433	\$296,270	\$285,000	-\$11,270
Other Fines	10000001-45150	\$15,000	\$0	\$15,000	\$15,000	\$0
Library Fines	10000001-45200	\$93,323	\$51,687	\$75,000	\$25,000	-\$50,000
Forfeitures	10000001-45400	\$7,299	\$0	\$25,000	\$3,000	-\$22,000
Late Penalties - Bus License	10000001-45600	\$76,408	\$89,075	\$50,000	\$85,000	\$35,000
<b>Total Fines and Forfeitures:</b>		<b>\$897,997</b>	<b>\$759,043</b>	<b>\$749,500</b>	<b>\$692,100</b>	<b>-\$57,400</b>
<b>Interest</b>						
Interest On Investments	10000001-46010	\$718,554	\$753,862	\$442,805	\$175,000	-\$267,805
Interest Income - Clerk Of Ct	10000001-46150	\$668	\$685	\$0	\$700	\$700
Interest Inc - Other Dept	10000001-46200	\$27	\$3	\$0	\$0	\$0
<b>Total Interest:</b>		<b>\$719,249</b>	<b>\$754,550</b>	<b>\$442,805</b>	<b>\$175,700</b>	<b>-\$267,105</b>
<b>Miscellaneous</b>						
Miscellaneous Revenues	10000001-47010	\$108,578	-\$4,697	\$38,000	\$47,200	\$9,200
Credit Card Rebate	10000001-47012	\$7,631	\$8,347	\$0	\$10,000	\$10,000
Rental Co Prop - DSS	10000001-47200	\$19,306	\$15,918	\$0	\$17,300	\$17,300
Rental Co Prop - Others	10000001-47210	\$12,167	\$20,250	\$17,000	\$14,900	-\$2,100
Rental Co Prop - Oyster Factor	10000001-47220	\$9,007	-\$6,482		\$0	\$0
Rental Co Prop - Transfer Stat	10000001-47260	\$400	\$0		\$0	\$0
Sale Of County Property	10000001-47400	\$207,893	\$111,728	\$125,000	\$162,900	\$37,900
Sale Of Recyclables	10000001-47410	\$111,600	\$8,665	\$0		\$0
Donations	10000001-47600	\$5,650	\$1,600		\$0	\$0
Cash Over/-Short	10000001-47800	-\$114,826	-\$10,162	\$0	-\$5,000	-\$5,000
Unreconciled Difference	10000001-47801	\$0	\$299,735		\$0	\$0





Name	Account ID	FY2019 Actuals	FY2020 Actuals	FY2021 Adopted	FY2022 Proposed	FY2021 Adopted vs. FY2022 Proposed (\$ Change)
Rentals	10000604-47200				\$24,500	\$24,500
Rentals	10000605-47200				\$19,100	\$19,100
Miscellaneous Revenues	10001600-47010	-\$19,963	\$122			\$0
Rentals	10001600-47200	\$25,882	\$16,019			\$0
Rentals	10001604-47200	\$21,880	\$15,005			\$0
<b>Total Miscellaneous:</b>		<b>\$395,204</b>	<b>\$476,049</b>	<b>\$180,000</b>	<b>\$290,900</b>	<b>\$110,900</b>
<b>Transfers In</b>						
Transfers In	10000001-49200				\$2,423,079	\$2,423,079
Xfer Fm Accomodations Tax Fund	10000001-49201	\$64,998	\$54,205	\$45,000		-\$45,000
Xfer Fm Hospitality Tax Fund	10000001-49217	\$1,500,000	\$1,500,000	\$1,500,000		-\$1,500,000
<b>Total Transfers In:</b>		<b>\$1,564,998</b>	<b>\$1,554,205</b>	<b>\$1,545,000</b>	<b>\$2,423,079</b>	<b>\$878,079</b>
<b>Total Revenue Source:</b>		<b>\$136,995,488</b>	<b>\$138,100,796</b>	<b>\$130,300,431</b>	<b>\$132,662,999</b>	<b>\$2,362,568</b>

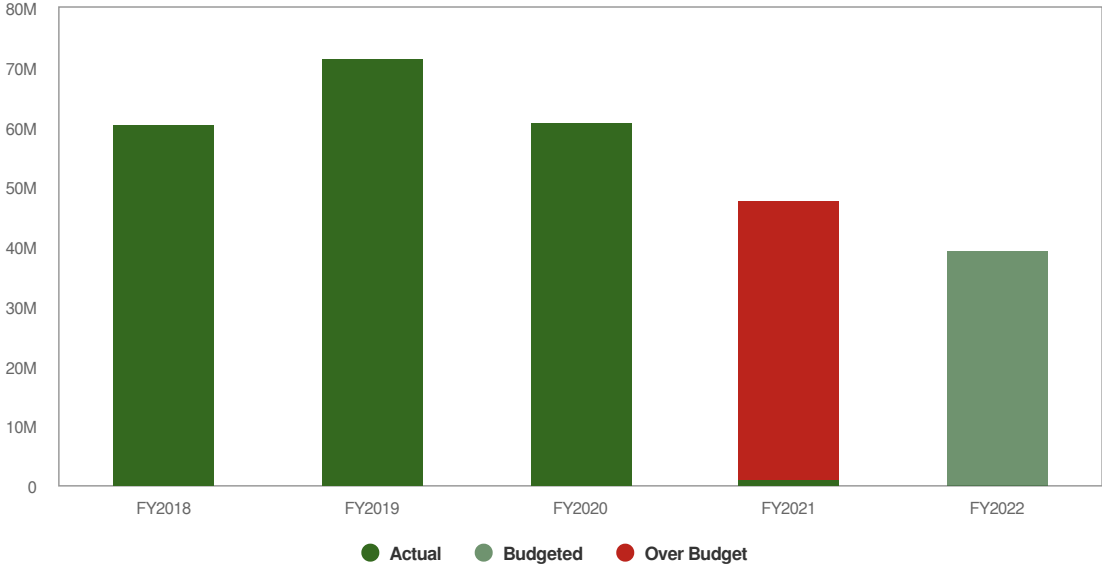


# Special Revenue Funds Summary

A summary of Special Revenue Fund revenue comparisons for fiscal years 2018 through 2022 can be seen below.

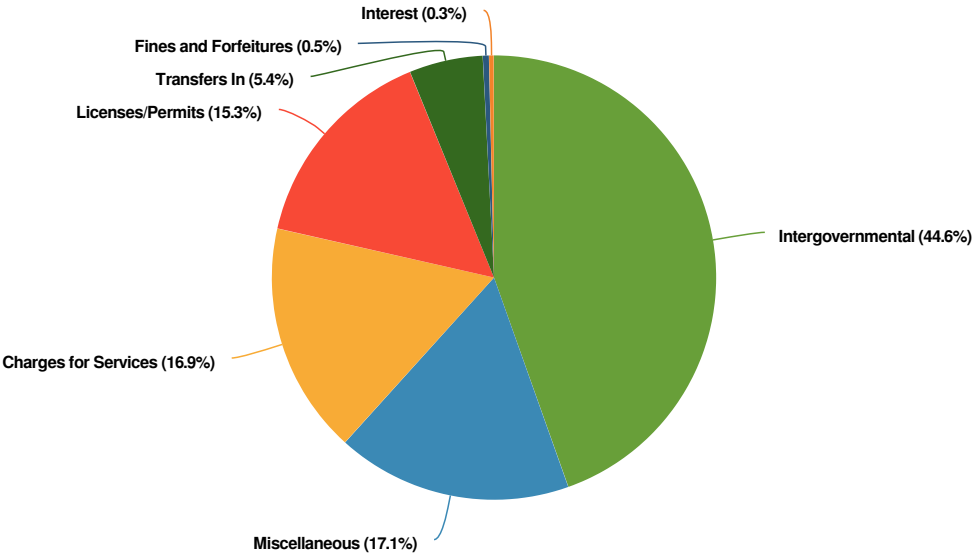
**\$39,508,391**    **\$38,567,600**  
 (% vs. prior year)

Special Revenue Funds Proposed and Historical Budget vs. Actual

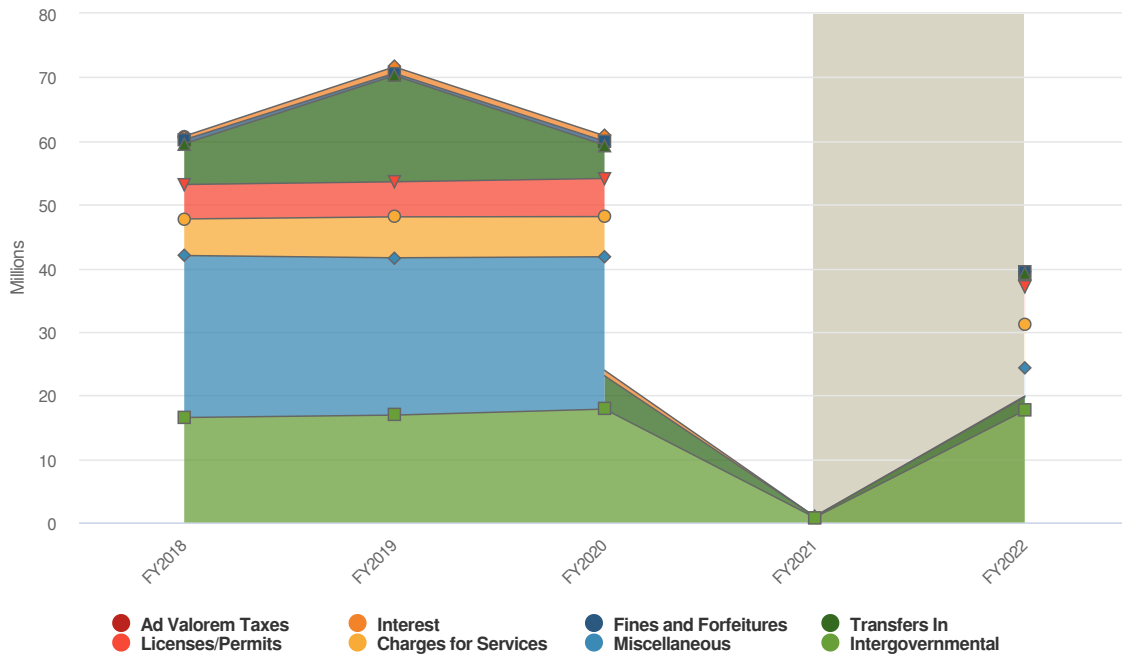


## Revenues by Source

Projected 2022 Revenues by Source



### Budgeted and Historical 2022 Revenues by Source



Grey background indicates budgeted figures.

Name	Account ID	FY2018 Actuals	FY2019 Actuals	FY2020 Actuals	FY2021 Adopted	FY2022 Proposed	FY2021 Adopted vs. FY2022 Proposed (\$ Change)
<b>Revenue Source</b>							
<b>Ad Valorem Taxes</b>							
Delinquent Taxes	23110001-41020	-\$6					\$0
Automobile Taxes	23110001-41030	\$3					\$0
<b>Total Ad Valorem Taxes:</b>		<b>-\$2</b>					<b>\$0</b>
<b>Licenses/Permits</b>							
Accommodations Tax	20010001-42320	\$1,248,700	\$1,237,638	\$1,228,094		\$1,400,000	\$1,400,000
Hospitality Tax	20020001-42330	\$2,305,879	\$2,332,813	\$2,309,961		\$2,400,000	\$2,400,000
Admission Tax	20100001-42340	\$1,830,586	\$1,913,055	\$2,422,723		\$2,200,000	\$2,200,000
Hazardous Materials Licenses	22020001-42100	\$32,100	\$31,550	\$33,300		\$35,000	\$35,000
<b>Total Licenses/Permits:</b>		<b>\$5,417,266</b>	<b>\$5,515,056</b>	<b>\$5,994,078</b>		<b>\$6,035,000</b>	<b>\$6,035,000</b>
<b>Intergovernmental</b>							
Accommodations Tax	20000001-43220	\$755,903	\$824,968	\$823,568			\$0



Name	Account ID	FY2018 Actuals	FY2019 Actuals	FY2020 Actuals	FY2021 Adopted	FY2022 Proposed	FY2021 Adopted vs. FY2022 Proposed (\$ Change)
ACCOMMD'TN TX FNDS-STATE	20000001-43320					\$860,000	\$860,000
FEMA Grant	20010001-43410	\$118,067	\$12,004				\$0
SCEMD	20010001-43450		\$4,001				\$0
City of Beaufort	20020001-43670		\$163,700				\$0
Federal Grants	20320001-43780	\$4,946					\$0
FC Title IV-D Incentive	21000001-43285	\$57,815	\$58,432	\$65,379	\$50,000	\$50,000	\$0
COC Child Support Unit Costs	21010001-43280	\$376,380	\$274,485	\$298,203	\$250,000	\$250,000	\$0
Public Defender Stipend	21100001-43220		\$1,095,913	\$1,012,316		\$1,000,000	\$1,000,000
Public Defender State Reim	21100001-43225	\$1,078,118	\$20,545	\$65,640			\$0
Emergency Preparedness	22010001-43210	\$748,497	\$727,993	\$2,096,531		\$725,000	\$725,000
Grant Revenues	22020001-43920	\$29,581	\$18,894	\$0		\$20,000	\$20,000
State Grants	22210001-43770	\$15,237	\$15,237	\$15,237			\$0
State Grants	22420001-43770		\$68,089				\$0
Federal Grants	22420001-43780	\$0		\$94,640	\$0	\$60,200	\$60,200
Town of HHI	22510001-43670	\$63,542	\$63,542	\$63,542			\$0
BCSD Revenues	22530001-43660	\$397,963	\$414,930	\$393,901	\$415,000	\$527,186	\$112,186
CEC Revenues	22530001-43665	\$58,125	\$69,964	\$69,557	\$70,000	\$73,115	\$3,115
Grant Revenues	22590001-43920	\$16,236	\$14,223	\$8,679			\$0
State Grants	22620001-43770		\$62,096	\$67,585			\$0
TOWN OF HILTON HEAD REVENUES	22800001-43680					\$4,768,201	\$4,768,201
State "C" Highway Funds	23420001-43050	\$2,270,894					\$0
FEMA Grant	23420001-43410	\$1,326,800					\$0
State "C" Highway Funds	23430001-43050		\$2,938,563	\$2,598,312		\$2,447,801	\$2,447,801
SCDHEC Grant	23440001-43750	\$16,569	\$63,674	\$73,672			\$0
Solid Waste Tire Fees	23450001-43310	\$77,813	\$104,918	\$103,816		\$104,000	\$104,000
SCDHEC Grant	23480001-43750	\$1,046	\$8,987	\$4,750		\$0	\$0



Name	Account ID	FY2018 Actuals	FY2019 Actuals	FY2020 Actuals	FY2021 Adopted	FY2022 Proposed	FY2021 Adopted vs. FY2022 Proposed (\$ Change)
SCDHEC Grant	23490001-43750	\$51,321	\$66,661	\$32,224		\$5,000	\$5,000
Grant Revenues	23520001-43920	\$2,500					\$0
Grant Revenues	23520002-43920	\$15,765	\$23,750	\$16,500			\$0
DAODAS State Special Grant	24010001-43625			\$40,000			\$0
DAODOS Federal Block Grant	24020001-43600	\$29,007	\$29,007	\$29,007		\$29,007	\$29,007
DAODOS State Block Grant	24020001-43610	\$6,308	\$6,308	\$6,308		\$6,308	\$6,308
DAODOS COLAS/ Merit	24020001-43620	\$9,786	\$9,906	\$10,261		\$10,261	\$10,261
State Mini Bottle Funds	24030001-43030	\$84,988	\$92,585	\$80,603		\$61,616	\$61,616
DAODOS Federal Block Grant	24030001-43600	\$1,753	\$1,753	\$9,505		\$9,043	\$9,043
DAODOS COLAS/ Merit	24030001-43620	\$3,987	\$2,568	\$2,660		\$2,660	\$2,660
SCHOOL DISTRICT	24030001-43660					\$11,250	\$11,250
State Mini Bottle Funds	24040001-43030	\$84,988	\$92,585	\$80,603		\$61,616	\$61,616
DAODOS Federal Block Grant	24040001-43600	\$245,864	\$221,658	\$248,141		\$205,650	\$205,650
DAODOS COLAS/ Merit	24040001-43620	\$10,149	\$14,676	\$15,201		\$15,202	\$15,202
DAODAS State Special Grant	24040001-43625	\$18,333	\$0	\$158			\$0
A&D Step-up Program	24040001-43635	\$3,828	\$6,611	\$5,679		\$3,600	\$3,600
State Mini Bottle Funds	24050001-43030	\$84,988	\$92,585	\$80,603		\$61,616	\$61,616
DAODOS Federal Block Grant	24050001-43600	\$96,884	\$98,061	\$117,300		\$115,800	\$115,800
DAODAS FED BLK - STATE FUNDS	24050001-43605					\$1,500	\$1,500
DAODOS COLAS/ Merit	24050001-43620	\$6,887	\$6,971	\$7,221		\$7,221	\$7,221
DAODAS State Special Grant	24050001-43625	\$1,558	\$0				\$0
BCSD Revenues	24050001-43660		\$12,000				\$0
DAODAS SBIRT Funds	24060001-43640			\$2,350			\$0
State Mini Bottle Funds	24070001-43030	\$84,988	\$92,585	\$80,603		\$61,616	\$61,616
DAODOS Federal Block Grant	24070001-43600	\$35,708	\$53,925	\$47,758		\$43,744	\$43,744
DAODOS COLAS/ Merit	24070001-43620	\$5,437	\$2,568	\$2,660		\$2,660	\$2,660



Name	Account ID	FY2018 Actuals	FY2019 Actuals	FY2020 Actuals	FY2021 Adopted	FY2022 Proposed	FY2021 Adopted vs. FY2022 Proposed (\$ Change)
DAODAS Mat Med Reim	24080001-43645			\$21,310		\$11,270	\$11,270
DAODAS MAT PHARMACY REIMBURSEMENT	24080001-43646					\$35,062	\$35,062
DAODAS SBIRT Funds	24090001-43640			\$1,582		\$64,589	\$64,589
DAODAS SBIRT Funds	24100001-43640			\$4,963		\$0	\$0
DAODAS State Special Grant	24110001-43625			\$7,125		\$0	\$0
DAODAS STATE SPECIAL GRANTS	24120001-43625					\$83,050	\$83,050
DAODAS Peer Support Reim	24120001-43647			\$8,012			\$0
DAODAS PS2 Grant Reimbursement	24130001-43647					\$15,713	\$15,713
SCDSN Contract	24420001-43530	\$2,347,996	\$2,492,596	\$2,667,927		\$945,092	\$945,092
SCDOT GRANT REVENUE	24420001-43540					\$50,000	\$50,000
SCDSN Contract	24430001-43530	\$88,252	\$103,463	\$77,793		\$70,733	\$70,733
SCDSN Contract	24440001-43530	\$338,799	\$351,506	\$236,928		\$283,640	\$283,640
SCDSN Contract	24450001-43530	\$1,133	\$700	\$0		\$2,000	\$2,000
SCDSN Contract	24470001-43530	\$1,092,309	\$1,030,767	\$64,172			\$0
SCDSN Contract	24480001-43530	\$333,755	\$363,023	\$128,295		\$125,000	\$125,000
SCDHHS Billing	24480001-43560			\$278,806		\$325,900	\$325,900
SCDSN Contract	24490001-43530	\$4,750	\$0	\$4,500			\$0
SCDSN Contract	24500001-43530	\$1,740,166	\$1,827,899	\$3,009,822		\$287,340	\$287,340
SCDDSN CONTRACT LITTLE CAPERS	24500001-43531					\$273,040	\$273,040
SCDDSN CONTRACT PEYTON	24500001-43532					\$273,040	\$273,040
SCDDSN CONTRACT FRASER	24500001-43533					\$255,872	\$255,872
SCDDSN CONTRACT CHLOE	24500001-43534					\$290,207	\$290,207
SCDDSN CONTRACT LAKE CROSSING	24500001-43535					\$238,705	\$238,705
SCDDSN CONTRACT PINECREST	24500001-43536					\$255,872	\$255,872
SCDDSN CONTRACT CENTER	24500001-43537					\$290,207	\$290,207
SCDDSN CONTRACT WADDELL	24500001-43538					\$255,872	\$255,872



Name	Account ID	FY2018 Actuals	FY2019 Actuals	FY2020 Actuals	FY2021 Adopted	FY2022 Proposed	FY2021 Adopted vs. FY2022 Proposed (\$ Change)
SCDDSN CONTRACT DEANNE	24500001-43539					\$255,872	\$255,872
SCDDSN CONTRACT BOSTICK	24500001-43540					\$238,705	\$238,705
SCDSN Contract	24510001-43530	\$338,033	\$302,856	\$415,162		\$321,720	\$321,720
SCDSN Contract	24530001-43530	\$24,588	\$26,473	\$27,873		\$28,841	\$28,841
SCDSN Contract	24550001-43530	\$50,529	\$61,533	\$66,378		\$12,000	\$12,000
SCDSN Contract	24570001-43530	\$65,000	\$0				\$0
SCDSN Contract	24580001-43530	\$183,782	\$193,386	\$191,506		\$175,000	\$175,000
SCDSN Contract	24600001-43530	-\$37,357	\$41,686	\$38,644			\$0
State Grants	25030001-43770	\$197,232	\$197,202	\$197,232		\$197,232	\$197,232
CDBG Grant	25440001-43710	\$10,000	\$751,485	\$238,515			\$0
Federal Grants	25450001-43780	\$602,381	\$388,058	\$421,098			\$0
State Grants	25460001-43770	\$80,000	\$80,000	\$0			\$0
DAUFUSKIE FERRY GRANT	25460001-43790					\$80,000	\$80,000
LSTA Grant Revenue	26200001-43730	\$2,855					\$0
Other Grant Revenue	26200001-43765	\$3,000					\$0
Other Grant Revenue	26200003-43765	\$50,000					\$0
State Lottery	26210001-43261		\$21,739				\$0
State Grants	26210001-43770	\$20,403					\$0
LSTA Grant Revenue	26240001-43730	\$983					\$0
State Aid Library	26290001-43260	\$283,908	\$283,908	\$324,556			\$0
LSTA Grant Revenue	26320001-43730		\$2,094				\$0
PALS PARD	26700001-43500	\$98,702	\$50,000				\$0
State Grants	27010001-43770			\$250,000			\$0
STATE GRANT FUNDS	27100003-43770					\$45,344	\$45,344
Federal Grants	27130002-43780		\$75,898				\$0
State Grants	27160002-43770			\$63,314			\$0



Name	Account ID	FY2018 Actuals	FY2019 Actuals	FY2020 Actuals	FY2021 Adopted	FY2022 Proposed	FY2021 Adopted vs. FY2022 Proposed (\$ Change)
FEDERAL GRANT FUNDS	27160003-43780					\$3,880	\$3,880
Federal Grants	27160004-43780			\$29,374		\$5,890	\$5,890
FEDERAL GRANT FUNDS	27170002-43780					\$26,677	\$26,677
Federal Grants	27180004-43780	\$7,803					\$0
Federal Grants	27190003-43780		\$20,528	\$2,448			\$0
Federal Grants	27190004-43780		\$7,971	\$5,216			\$0
Federal Grants	27190005-43780		\$33,242				\$0
Federal Grants	27190014-43780		\$20,820				\$0
STATE GRANT FUNDS	27210002-43770					\$752	\$752
STATE GRANT FUNDS	27220002-43770					\$1,570	\$1,570
Federal Grants	27250005-43780	\$21,268					\$0
Federal Grants	27280005-43780			\$46,060			\$0
FEDERAL GRANT FUNDS	27280006-43780					\$17,289	\$17,289
Federal Grants	27290002-43780			\$32,991			\$0
Federal Grants	27290003-43780			\$32,727			\$0
Federal Grants	27310003-43780	\$149,182	\$818				\$0
Federal Grants	27310004-43780		\$10,000	\$35,000			\$0
Federal Grants	27310005-43780			\$39,510			\$0
FEDERAL GRANT FUNDS	27310006-43780					\$35,000	\$35,000
FEDERAL GRANT FUNDS	27310007-43780					\$134,669	\$134,669
Federal Grants	27320002-43780			\$74,000			\$0
Federal Grants	27330001-43780	\$51,841	\$5,001				\$0
Federal Grants	27330002-43780	\$4,833	\$67,167				\$0
Federal Grants	27330003-43780		\$36,497				\$0
Federal Grants	27330004-43780	\$43,252	\$492				\$0
Federal Grants	27330005-43780		\$75,925	\$5,000			\$0





Name	Account ID	FY2018 Actuals	FY2019 Actuals	FY2020 Actuals	FY2021 Adopted	FY2022 Proposed	FY2021 Adopted vs. FY2022 Proposed (\$ Change)
<b>Total Intergovernmental:</b>		<b>\$16,497,935</b>	<b>\$16,876,654</b>	<b>\$17,818,518</b>	<b>\$785,000</b>	<b>\$17,613,518</b>	<b>\$16,828,518</b>
<b>Charges for Services</b>							
Treasurer Execution Fees	20110001-44210	\$1,314,909	\$1,241,718	\$993,325		\$1,900,000	\$1,900,000
Credit Card Convenience Fees	20110001-44780	\$168,270					\$0
E-911 Telephone Charges	22010001-44670	\$466,949	\$479,130	\$441,548		\$500,000	\$500,000
E-911 Telephone Charges P2	22010001-44680		\$732,764	\$1,067,365		\$700,000	\$700,000
SHERIFF'S SRVCS-TOWN H H	22520001-44700					\$15,000	\$15,000
Sheriff's Services	22520001-44710	\$228,987	\$257,304	\$205,552		\$129,600	\$129,600
County Real Est Transfer Fees	23220001-44070	\$2,700	\$2,700	\$4,500			\$0
County Real Est Transfer Fees	23240001-44070	\$23,280	\$3,104	\$12,416			\$0
Vehicle Fee	23420001-44250	\$2,691,373	\$2,765,440	\$2,772,732		\$2,566,619	\$2,566,619
A&D Fees	24020001-44600	\$153,629	\$170,319	\$103,706		\$92,217	\$92,217
AEP Books	24020001-44602	\$825	\$425	\$375			\$0
MEDICAID PAYMENTS	24030001-44640					\$1,470	\$1,470
MCO INSURANCE PAYMENTS	24030001-44645					\$15,417	\$15,417
PRIVATE INSURANCE PAYMENTS	24030001-44646					\$617	\$617
ALCOHOL/DRUG FEES	24030011-44600					\$6,331	\$6,331
A&D Fees	24040001-44600	\$79,116	\$153,477	\$64,117		\$93,517	\$93,517
Medicaid Payments	24040001-44640	\$14,803	\$20,063	\$14,464		\$3,986	\$3,986
Healthy Outcomes Program	24040001-44642	\$47,286	\$47,286	\$47,286		\$47,286	\$47,286
MCO Insurance Payments	24040001-44645			\$71,753		\$27,121	\$27,121
Private Ins Payments	24040001-44646			\$15,571		\$6,120	\$6,120
ALCOHOL/DRUG FEES	24070001-44600					\$19,413	\$19,413
MEDICAID PAYMENTS	24070001-44640					\$4,147	\$4,147
MCO INSURANCE PAYMENTS	24070001-44645					\$6,684	\$6,684
PRIVATE INSURANCE PAYMENTS	24070001-44646					\$5,743	\$5,743



Name	Account ID	FY2018 Actuals	FY2019 Actuals	FY2020 Actuals	FY2021 Adopted	FY2022 Proposed	FY2021 Adopted vs. FY2022 Proposed (\$ Change)
ALCOHOL/DRUG FEES	24090001-44600					\$11,750	\$11,750
MEDICAID PAYMENTS	24090001-44640					\$19,162	\$19,162
PRIVATE INSURANCE PAYMENTS	24090001-44646					\$7,050	\$7,050
Consumer Fees	24470001-44650	\$92,752	\$93,377				\$0
Consumer Fees	24500001-44650	\$210,814	\$206,321	\$317,510		\$337,900	\$337,900
Universal Staffing	25030001-44610	\$3,600	\$15,200	\$3,000		\$10,000	\$10,000
Internship Program	25030001-44620	\$1,900	\$3,800	\$1,900		\$0	\$0
Families First Contract	25030001-44630	\$70,326	\$71,578	\$47,600		\$56,000	\$56,000
Medicaid Payments	25030001-44640	\$3,242					\$0
Ridership Fees	25460001-44790	\$51,651	\$44,770	\$43,756		\$35,200	\$35,200
Special Purpose	26620001-44420	\$18,607	\$26,743	\$21,387		\$18,000	\$18,000
Center Admissions	26620001-44454	\$106,367	\$98,327	\$66,854		\$22,000	\$22,000
CENTER ADMISSIONS - BURTON WEL	26620001-44455					\$2,000	\$2,000
<b>Total Charges for Services:</b>		<b>\$5,751,386</b>	<b>\$6,433,843</b>	<b>\$6,316,716</b>		<b>\$6,660,350</b>	<b>\$6,660,350</b>
<b>Fines and Forfeitures</b>							
Late Penalties	20010001-45600		\$1,137	\$3,717		\$1,000	\$1,000
Late Penalties	20020001-45600		\$2,876	\$12,278			\$0
Tree Cutting Fines	20120001-45150	\$504,229	\$201,854	\$293,960		\$100,000	\$100,000
Bonds Escreatment	22510001-45030	\$34,739	\$44,336	\$30,186			\$0
Magistrate Victim's Assistance	22510001-45110	\$91,477	\$101,819	\$84,499			\$0
Traffic Education Program	22510001-45130	\$6,440	\$7,700	\$5,880			\$0
Forfeitures	22560001-45400			\$20,381		\$20,000	\$20,000
DRUG SEIZURE FORFEITURE	22560002-45400					\$20,000	\$20,000
Forfeitures	22560003-45400			\$3,000		\$10,000	\$10,000
Forfeitures	22570001-45400			\$43,507		\$10,000	\$10,000
DRUG SEIZURE FORFEITURES	22570002-45400					\$10,000	\$10,000



Name	Account ID	FY2018 Actuals	FY2019 Actuals	FY2020 Actuals	FY2021 Adopted	FY2022 Proposed	FY2021 Adopted vs. FY2022 Proposed (\$ Change)
Forfeitures	22570003-45400			\$117,080		\$10,000	\$10,000
<b>Total Fines and Forfeitures:</b>		<b>\$636,885</b>	<b>\$359,722</b>	<b>\$614,488</b>		<b>\$181,000</b>	<b>\$181,000</b>
<b>Interest</b>							
Interest	20010001-46010	\$26,999	\$53,712	\$49,312		\$50,000	\$50,000
Interest	20020001-46010	\$55,256	\$77,948	\$32,396		\$20,000	\$20,000
Interest	20100001-46010	\$10,015	\$18,773	\$20,688			\$0
Interest	20110001-46010	\$22,760	\$45,583	\$31,679		\$30,000	\$30,000
Interest	20120001-46010	\$7,088	\$16,550	\$23,120			\$0
Interest	21000001-46010	\$2,354	\$5,006	\$4,558	\$100	\$100	\$0
Interest	21010001-46010			\$8,348			\$0
Interest	21100001-46010	\$4,081	\$8,728	\$0			\$0
Interest	22010001-46010	\$35,751	\$57,271	\$49,224		\$10,000	\$10,000
Interest	22020001-46010	\$680	\$1,257	\$1,035		\$500	\$500
Interest	22030001-46010	\$145	\$251	\$195			\$0
Interest	22200001-46010	\$30	\$54	\$44			\$0
Interest	22410001-46010	\$816	\$1,816	\$1,990			\$0
Interest	22420001-46010	\$1,339	\$2,736	\$2,074			\$0
Interest	22510001-46010	\$4,504	\$8,155	\$7,238			\$0
Interest	22540001-46010	\$235	\$407	\$318			\$0
Interest	22550001-46010	\$27	\$44	\$22			\$0
Interest	22560001-46010	\$1,069	\$1,825	\$1,614			\$0
Interest	22570001-46010	\$423	\$41	\$442			\$0
Interest	22580001-46010	\$1,170	\$2,031	\$1,583			\$0
Interest	22590001-46010	\$427	\$1,020	\$849			\$0
Interest	22600001-46010	\$380	\$660	\$469			\$0
Interest	22620001-46010	\$925	\$6,589	\$3,820			\$0



Name	Account ID	FY2018 Actuals	FY2019 Actuals	FY2020 Actuals	FY2021 Adopted	FY2022 Proposed	FY2021 Adopted vs. FY2022 Proposed (\$ Change)
INTEREST ON INVESTMENTS	22800001-46010					\$1,500	\$1,500
Interest	23000001-46010	\$16,814	\$35,470	\$30,596		\$3,058	\$3,058
Interest	23020001-46010	\$104,464	\$219,264	\$199,008		\$20,000	\$20,000
Interest	23030001-46010	\$10,145	\$22,896	\$27,590		\$3,000	\$3,000
Interest	23240001-46010	\$2,248	\$4,039	\$3,201			\$0
Interest	23420001-46010	\$120,655	\$72,865	\$65,738			\$0
Interest	23430001-46010		\$96,199	\$61,988			\$0
Interest	24010001-46010	\$9,944	\$18,208	\$19,070			\$0
Interest	24410001-46010	\$39,996	\$76,945	\$71,423			\$0
Interest	25030001-46010		\$244	\$168			\$0
Interest	26000001-46010	\$3,012	\$5,722	\$5,093			\$0
Interest	26020001-46010	\$19,662	\$41,687	\$38,829			\$0
Interest	26030001-46010	\$5,965	\$9,361	\$7,746			\$0
Interest	26040001-46010	\$2,437	\$4,580	\$4,227			\$0
Interest	26060001-46010	\$256	\$341	\$305			\$0
Interest	26100001-46010	\$197	\$305	\$221			\$0
Interest	26130001-46010	\$1,974	\$3,428	\$2,666			\$0
Interest	26160001-46010	\$35	\$67	\$53			\$0
Interest	26290001-46010	\$705					\$0
Interest	26520001-46010	\$40,540	\$85,998	\$80,156			\$0
Interest	26530001-46010	\$342	\$692	\$610			\$0
Interest	26540001-46010	\$1,865	\$3,667	\$2,918			\$0
Interest	26550001-46010	\$624	\$933	\$721			\$0
Interest	26620001-46010	\$1,050	\$4,046	\$4,178			\$0
Interest	26630001-46010	\$31	\$55	\$44			\$0
<b>Total Interest:</b>		<b>\$559,434</b>	<b>\$1,017,468</b>	<b>\$867,567</b>	<b>\$100</b>	<b>\$138,158</b>	<b>\$138,058</b>



Name	Account ID	FY2018 Actuals	FY2019 Actuals	FY2020 Actuals	FY2021 Adopted	FY2022 Proposed	FY2021 Adopted vs. FY2022 Proposed (\$ Change)
<b>Miscellaneous</b>							
Miscellaneous	20010001-47010	\$156,479					\$0
Miscellaneous	20110001-47010	\$100	\$3,700	\$500			\$0
Trust Funds Received	20110001-47500	\$7,120	\$6,351	\$12,066		\$10,000	\$10,000
Contribution	20120002-47050			\$425,000			\$0
Contribution	20120003-47050			\$425,000			\$0
Contribution	20330001-47050	\$183,074	\$254,750	\$257,198			\$0
Contribution	20340001-47050	\$16,290,120	\$15,642,308	\$14,776,613			\$0
CONTRIBUTION - COLLETON	21100001-47040					\$234,901	\$234,901
Contribution	21100001-47050	\$475,126	\$426,401	\$522,496		\$47,500	\$47,500
CONTRIBUTION - JASPER	21100001-47060					\$119,000	\$119,000
CONTRIBUTION - ALLENDALE	21100001-47070					\$20,000	\$20,000
Trust Funds Received	22200001-47500	\$1,750	\$818	\$750			\$0
Trust Funds Received	22300001-47500	\$25	\$105	\$250		\$0	\$0
Trust Funds Received	22410001-47500	\$126,773	\$115,631	\$120,778		\$120,000	\$120,000
DONATIONS	22550001-47600					\$500	\$500
Trust Funds Received	22580001-47500	\$50,480	\$56,145	\$41,932			\$0
TRUST FUNDS RECEIVED - GEN	22580001-47503					\$57,000	\$57,000
TRUST FUNDS RECEIVED - SEX OFF	22580001-47504					\$10,000	\$10,000
Road Impact Fees	23000001-47940	\$431,297	\$306,365	\$263,697		\$537,050	\$537,050
Road Impact Fees	23020001-47940	\$4,418,526	\$4,127,982	\$4,038,750		\$2,970,727	\$2,970,727
Miscellaneous	23030001-47010	\$107,339	\$206				\$0
Road Impact Fees	23030001-47940	\$429,688	\$869,525	\$464,685		\$407,000	\$407,000
Program Revenues	23110001-47020	\$12,000	\$12,000	\$12,000			\$0
Miscellaneous	23420001-47010	\$25,000	\$90,315	\$25,000			\$0



Name	Account ID	FY2018 Actuals	FY2019 Actuals	FY2020 Actuals	FY2021 Adopted	FY2022 Proposed	FY2021 Adopted vs. FY2022 Proposed (\$ Change)
Contribution	23420001-47050			\$250,000			\$0
Sale of Compost Bins	23490001-47420		\$950	\$1,400		\$1,400	\$1,400
Miscellaneous	24050001-47010	\$1,250	\$550	\$725		\$500	\$500
Miscellaneous	24410001-47010	\$2,480	\$3,570	\$1,915		\$3,000	\$3,000
Miscellaneous	24420001-47620	\$202,820	\$223,688	\$111,714		\$150,000	\$150,000
Program Revenues	24460001-47020	\$77					\$0
Miscellaneous	24490001-47010	\$14,001	\$20,975				\$0
Miscellaneous	24490001-47620		\$0	\$27,760		\$22,409	\$22,409
Miscellaneous	25030001-47010		\$806				\$0
COSY	25030001-47120	\$15,000	\$15,001	\$14,000		\$15,000	\$15,000
Property Rental	25460001-47210		\$110,778	\$121,598			\$0
Library Impact Fees	26000001-47950	\$109,792	\$88,601	\$96,937		\$132,111	\$132,111
Library Impact Fees	26020001-47950	\$627,760	\$612,774	\$488,278		\$483,224	\$483,224
Library Impact Fees	26030001-47950	\$18,802	\$30,415	\$61,383		\$45,000	\$45,000
Library Impact Fees	26040001-47950	\$83,379	\$69,899	\$71,558		\$72,849	\$72,849
Library Impact Fees	26060001-47950	\$8,848	\$8,848	\$8,848		\$8,848	\$8,848
Trust Funds Received	26120001-47500	\$1,000	\$1,500				\$0
Trust Funds Received	26140001-47500		\$10,089				\$0
Del Webb Library Book	26160001-47630	\$1,013	\$135	\$540			\$0
PALS Impact Fees	26520001-47930	\$1,581,550	\$1,536,562	\$1,218,758		\$1,211,088	\$1,211,088
PALS Impact Fees	26530001-47930	\$4,919	\$9,666	\$13,722		\$10,126	\$10,126
PALS Impact Fees	26540001-47930	\$45,474	\$35,095	\$36,811		\$36,267	\$36,267
PALS Impact Fees	26550001-47930	\$32,633	\$36,735	\$36,735		\$39,318	\$39,318
Donations	26620001-47650		\$3,281	\$30			\$0
Del Webb Boat Ramp	26630001-47640	\$300	\$40	\$160			\$0
<b>Total Miscellaneous:</b>		<b>\$25,465,996</b>	<b>\$24,732,560</b>	<b>\$23,949,588</b>		<b>\$6,764,818</b>	<b>\$6,764,818</b>



Name	Account ID	FY2018 Actuals	FY2019 Actuals	FY2020 Actuals	FY2021 Adopted	FY2022 Proposed	FY2021 Adopted vs. FY2022 Proposed (\$ Change)
<b>Transfers In</b>							
Transfer In	20020001-49100	\$50,000	\$0				\$0
Transfer In	21100001-49100	\$969,809	\$849,809	\$899,809		\$1,498,131	\$1,498,131
Transfer In	22510001-49100	\$28,128	\$32,777	\$31,573			\$0
Transfer In	22530001-49100	\$153,228	\$161,631	\$155,691	\$155,691	\$200,101	\$44,410
Transfer In	22620001-49100	\$265,000					\$0
Transfer In	23430001-49100		\$6,525,302				\$0
Transfer In	24010001-49100	\$587,503	\$596,533	\$425,620		-\$135,189	-\$135,189
Transfer In	24030001-49100			\$7,981			\$0
Transfer In	24040001-49100			\$44,677			\$0
Transfer In	24050001-49100			\$98,885		\$38,267	\$38,267
Transfer In	24070001-49100			\$49,442		\$96,922	\$96,922
XFER FM GENERAL FUND	24120001-49100					\$12,209	\$12,209
Transfer In	24410001-49100	\$918,028	\$3,036,453	\$811,625		-\$677,229	-\$677,229
Transfer In	24420001-49100	\$101,993	\$544,957	\$309,495		\$304,884	\$304,884
Transfer In	24440001-49100	\$194,390	\$280,833	\$287,740		\$99,174	\$99,174
Transfer In	24450001-49100		\$783				\$0
Transfer In	24470001-49100	\$743,011	\$16,217				\$0
Transfer In	24480001-49100	\$135,811	\$143,865	\$295,243		\$273,171	\$273,171
Transfer In	24500001-49100	\$723,867	\$1,727,233	\$1,450,069			\$0
Transfer In	24510001-49100		\$116,643				\$0
Transfer In	24550001-49100		\$0	\$6,428			\$0
Transfer In	24570001-49100	\$24,538	\$60,479				\$0
Transfer In	24580001-49100	\$28,300	\$0				\$0
Transfer In	24800001-49100	\$1,000,000	\$1,550,000				\$0



Name	Account ID	FY2018 Actuals	FY2019 Actuals	FY2020 Actuals	FY2021 Adopted	FY2022 Proposed	FY2021 Adopted vs. FY2022 Proposed (\$ Change)
Transfer In	25030001-49100	\$168,316	\$181,976	\$186,003		\$225,106	\$225,106
Transfer In	25440001-49100		\$607,419				\$0
Transfer In	25460001-49100	\$305,241	\$262,075	\$180,000		\$180,000	\$180,000
<b>Total Transfers In:</b>		<b>\$6,397,163</b>	<b>\$16,694,984</b>	<b>\$5,240,281</b>	<b>\$155,691</b>	<b>\$2,115,547</b>	<b>\$1,959,856</b>
<b>Total Revenue Source:</b>		<b>\$60,726,062</b>	<b>\$71,630,287</b>	<b>\$60,801,237</b>	<b>\$940,791</b>	<b>\$39,508,391</b>	<b>\$38,567,600</b>





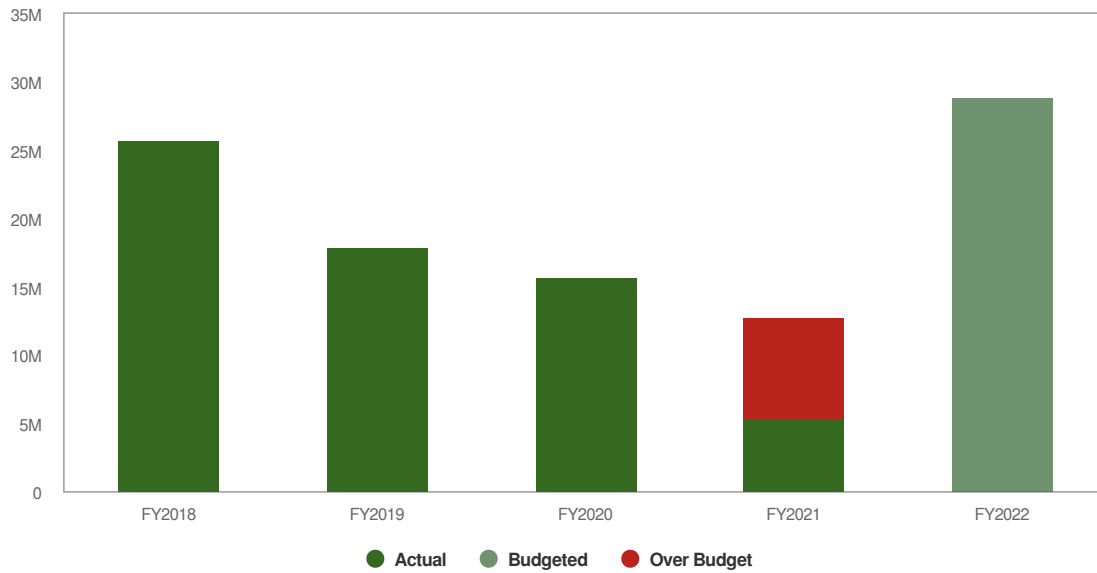
## Enterprise Funds Summary

A summary of Enterprise Fund revenue comparisons for fiscal years 2018 through 2022 can be seen below.

New in fiscal year 2022 is the addition of the Solid Waste and Recycling fund. Previously, this activity was housed in the General Fund. Due to Beaufort's long-range plan to broaden the scope of this service through a Materials Recycling Facility (MRF) Council elected to separate this activity from other General Fund services.

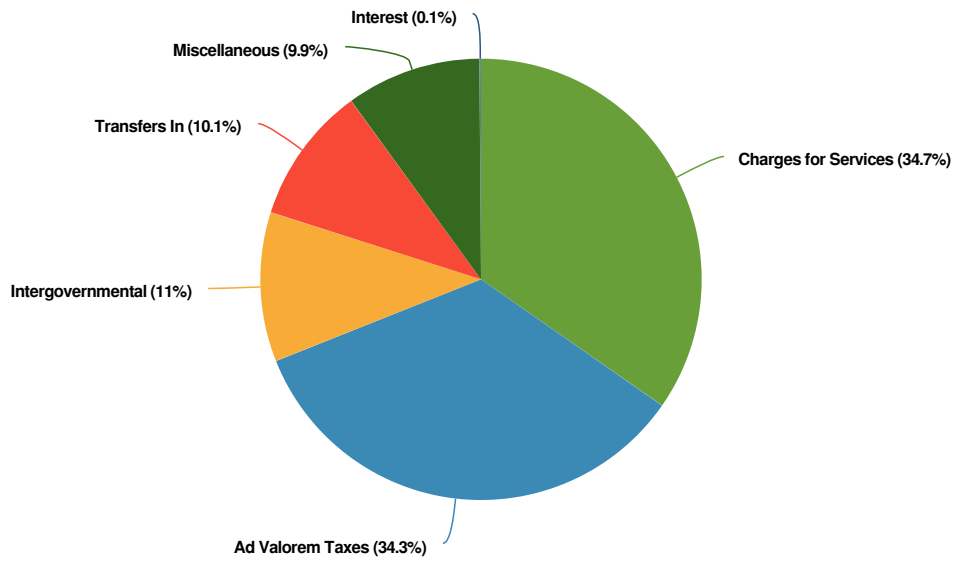
**\$28,917,942** **\$23,662,733**  
(450.27% vs. prior year)

### Enterprise Funds Proposed and Historical Budget vs. Actual

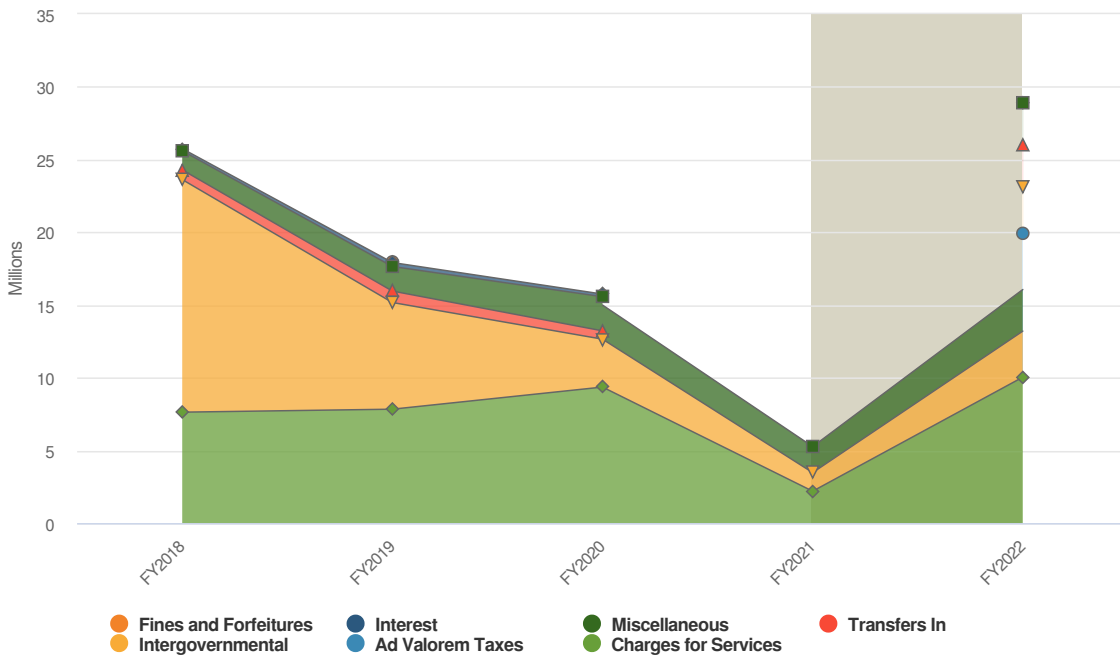


# Revenues by Source

## Projected 2022 Revenues by Source



## Budgeted and Historical 2022 Revenues by Source



Grey background indicates budgeted figures.

Name	Account ID	FY2019 Actuals	FY2020 Actuals	FY2021 Adopted	FY2022 Proposed	FY2021 Adopted vs. FY2022 Proposed (\$ Change)
Revenue Source						



Name	Account ID	FY2019 Actuals	FY2020 Actuals	FY2021 Adopted	FY2022 Proposed	FY2021 Adopted vs. FY2022 Proposed (\$ Change)
<b>Ad Valorem Taxes</b>						
Current Taxes	50100011-41010				\$9,911,562	\$9,911,562
<b>Total Ad Valorem Taxes:</b>					<b>\$9,911,562</b>	<b>\$9,911,562</b>
<b>Intergovernmental</b>						
Federal Gr	50260001-43780	\$175,010				\$0
CARES GRANT REVENUE	51000001-4CARE			\$30,000		-\$30,000
Faa Grant	51020001-43730	\$286,353	\$0			\$0
Scac Grant	51020001-43740	\$21,290	\$0			\$0
Town Of Hh	54000001-43680		\$180,000	\$45,000	\$150,000	\$105,000
Tsa Reimbu	54000001-43780	\$47,260	\$44,300	\$64,820	\$42,500	-\$22,320
CARES GRANT REVENUE	54000001-4CARE			\$1,214,749		-\$1,214,749
Faa Grant	54020001-43730	\$6,032,531	\$3,069,935	-\$75,000	\$2,910,000	\$2,985,000
Scac Grant	54020001-43740	\$774,981	\$0			\$0
SCAC GRANT REVENUES	54020012-43740				\$65,000	\$65,000
<b>Total Intergovernmental:</b>		<b>\$7,337,425</b>	<b>\$3,294,235</b>	<b>\$1,279,569</b>	<b>\$3,167,500</b>	<b>\$1,887,931</b>
<b>Charges for Services</b>						
Fuel Sales	50000001-4480A	\$751,506	\$573,111	\$640,000	\$675,000	\$35,000
Garage Con	50000001-4481A	\$113,275	\$77,266	\$100,000	\$105,000	\$5,000
Admin Fee	50000001-44825	\$43,239	\$32,525	\$32,000	\$35,000	\$3,000
WASTE DISPOSAL FEES	50100011-44230				\$98,500	\$98,500
Stormwater	50250001-44240	\$5,011,062	\$6,020,371		\$6,144,440	\$6,144,440
Proj Incom	50250001-44430	\$35,823	\$18,605			\$0
Cwi Beaufo	50250001-44436	\$54,387	\$57,381		\$65,000	\$65,000
Cwi Port R	50250001-44437	\$16,910	\$18,527		\$21,500	\$21,500
Cwi- Bluff	50250001-44438	\$320,225	\$376,177		\$435,000	\$435,000
Cwi- Hilito	50250001-44439	\$201,385	\$224,110		\$245,000	\$245,000



Name	Account ID	FY2019 Actuals	FY2020 Actuals	FY2021 Adopted	FY2022 Proposed	FY2021 Adopted vs. FY2022 Proposed (\$ Change)
Proc Fee	51000001-44785	\$40	\$40	\$0		\$0
Fuel Sales	51000001-44800	\$15,660	\$40,527	\$45,000		-\$45,000
Fuel Avgas	51000001-44801	\$168,953	\$148,946	\$135,000	\$285,000	\$150,000
Fuel Jet	51000001-44802	\$226,704	\$150,455	\$235,000	\$262,000	\$27,000
FJ Nontax	51000001-44803		\$3,251	\$1,000	\$2,000	\$1,000
Oil Sales	51000001-44810	\$2,280	\$1,921	\$2,500	\$4,500	\$2,000
Ramp Fees	51000001-44840	\$5,938	\$6,954	\$8,500	\$12,500	\$4,000
Tie Down F	51000001-44870	\$6,525	\$11,950	\$8,100	\$24,500	\$16,400
Merchandise	51000001-44881	\$3,042	\$2,567	\$3,000	\$6,500	\$3,500
Landing Fe	54000001-44840	\$138,029	\$217,236	\$180,000	\$325,000	\$145,000
PASSENGER FACILITIES CHARGES	54000001-44845			\$300,000		-\$300,000
Parking Fe	54000001-44850	\$37,432	\$230,737	\$75,000	\$40,000	-\$35,000
Taxi/Limo	54000001-44860	\$3,800	\$5,000	\$5,000	\$7,500	\$2,500
Firefighti	54000001-44890	\$346,995	\$379,991	\$265,000	\$435,000	\$170,000
Security F	54000001-44895	\$36,159	\$215,835	\$150,000	\$250,000	\$100,000
Security R	54000001-44896	\$4,340	\$11,850	\$4,500	\$20,000	\$15,500
Passenger	54010001-44845	\$286,464	\$526,608		\$535,000	\$535,000
<b>Total Charges for Services:</b>		<b>\$7,830,171</b>	<b>\$9,351,943</b>	<b>\$2,189,600</b>	<b>\$10,033,940</b>	<b>\$7,844,340</b>
<b>Fines and Forfeitures</b>						
Late Fees	51000001-45610	\$57				\$0
Ret Ck Fee	51000001-45620	\$30				\$0
<b>Total Fines and Forfeitures:</b>		<b>\$87</b>				<b>\$0</b>
<b>Interest</b>						
Interest O	50250001-46010	\$272,185	\$181,486		\$30,000	\$30,000
<b>Total Interest:</b>		<b>\$272,185</b>	<b>\$181,486</b>		<b>\$30,000</b>	<b>\$30,000</b>
<b>Miscellaneous</b>						



Name	Account ID	FY2019 Actuals	FY2020 Actuals	FY2021 Adopted	FY2022 Proposed	FY2021 Adopted vs. FY2022 Proposed (\$ Change)
SALE OF RECYCLABLES	50100011-47410				\$148,500	\$148,500
Miscellaneous	50250001-47010	\$13,496	\$10,300		\$14,500	\$14,500
Sale Of Co	50250001-47400	\$75,935	\$4,929		\$3,500	\$3,500
Miscellaneous	51000001-47010	-\$16	\$483			\$0
Misc Reven	51000001-47012	\$50	\$150	\$0		\$0
Flt Trng C	51000001-47100	\$2,187	\$2,721	\$3,000	\$7,500	\$4,500
Rental Car	51000001-47132	\$849	\$301	\$800	\$1,000	\$200
Rental Cou	51000001-47200	\$35,000	\$28,420	\$28,840	\$28,840	\$0
Hanger Ren	51000001-47210	\$131,864	\$127,764	\$131,000	\$140,000	\$9,000
Rental Off	51000001-47220	\$12,490	\$12,819	\$0	\$14,500	\$14,500
Miscellaneous	54000001-47010	\$74,155	\$238,919	\$45,000	\$65,000	\$20,000
CONTRIBUTION - TOWN OF HILTON	54000001-47030			-\$45,000		\$45,000
Fbo - Gmd	54000001-47100	\$65,248	\$66,607	\$71,400	\$70,500	-\$900
Fbo - Conc	54000001-47105	\$4,709	\$9,269	\$2,000	\$25,000	\$23,000
Fbo - Fuel	54000001-47110	\$365,611	\$344,051	\$225,000	\$535,000	\$310,000
Rent -Airl	54000001-47120	\$77,398	\$408,364	\$285,000	\$465,000	\$180,000
Rent -Airl	54000001-47121	\$45,420	\$187,840	\$185,000	\$188,000	\$3,000
Rental Car	54000001-47130	\$18,751	\$17,836	\$22,000	\$25,000	\$3,000
Rental Car	54000001-47131	\$26,981	\$24,336	\$32,000	\$32,000	\$0
Rental Car	54000001-47132	\$519,265	\$599,712	\$500,000	\$825,000	\$325,000
Rent -Snac	54000001-47140	\$4,755	\$10,451	\$12,000	\$17,500	\$5,500
Rent -Adve	54000001-47150	\$9,846	\$26,564	\$50,000	\$20,000	-\$30,000
Oper Agrmt	54000001-47190	\$11,875	\$15,724	\$20,000	\$18,000	-\$2,000
Rental Tsa	54000001-47210	\$18,320	\$18,320	\$18,000	\$19,500	\$1,500
Hanger Ren	54000001-47220	\$104,294	\$110,390	\$116,000	\$115,000	-\$1,000
Rent - Air	54000001-47225	-\$350		\$0		\$0



Name	Account ID	FY2019 Actuals	FY2020 Actuals	FY2021 Adopted	FY2022 Proposed	FY2021 Adopted vs. FY2022 Proposed (\$ Change)
Hanger Ren	54000001-47230	\$44,823	\$46,878	\$50,000	\$48,000	-\$2,000
Hanger Ren	54000001-47240	\$31,531	\$32,976	\$34,000	\$33,100	-\$900
Rental - H	54000001-47250	-\$6,054	\$0			\$0
Sale Of Co	54000001-47400	\$1,023				\$0
<b>Total Miscellaneous:</b>		<b>\$1,689,455</b>	<b>\$2,346,125</b>	<b>\$1,786,040</b>	<b>\$2,859,940</b>	<b>\$1,073,900</b>
<b>Transfers In</b>						
Xfer Fm Ge	50000001-49100	\$588,088	\$572,998			\$0
Transfer in from GF	50000011-49100				\$2,915,000	\$2,915,000
Xfer Fm Ca	54000001-49CAP	\$200,000				\$0
<b>Total Transfers In:</b>		<b>\$788,088</b>	<b>\$572,998</b>		<b>\$2,915,000</b>	<b>\$2,915,000</b>
<b>Total Revenue Source:</b>		<b>\$17,917,411</b>	<b>\$15,746,787</b>	<b>\$5,255,209</b>	<b>\$28,917,942</b>	<b>\$23,662,733</b>

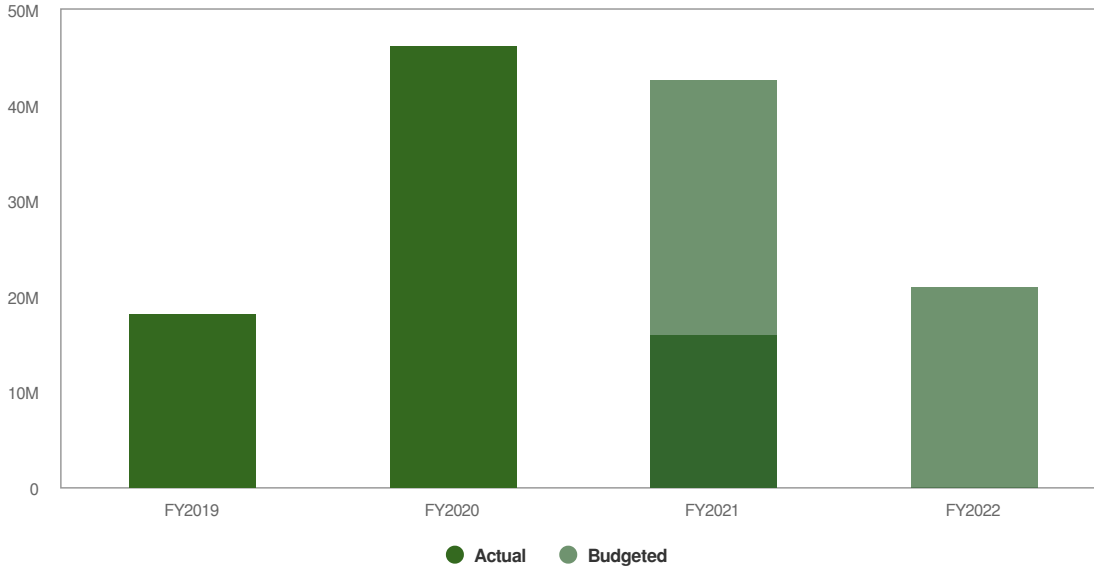


## Capital Projects Funds Summary

A summary of Capital Project Fund revenue comparisons for fiscal years 2019 through 2022 can be seen below.

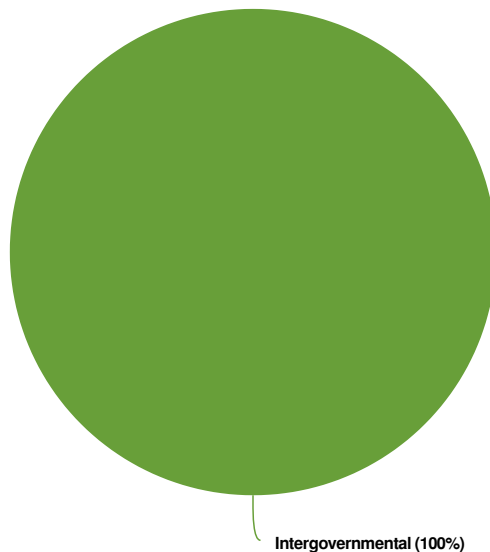
**\$21,000,000** **-\$21,697,864**  
(-50.82% vs. prior year)

### Capital Projects Funds Proposed and Historical Budget vs. Actual

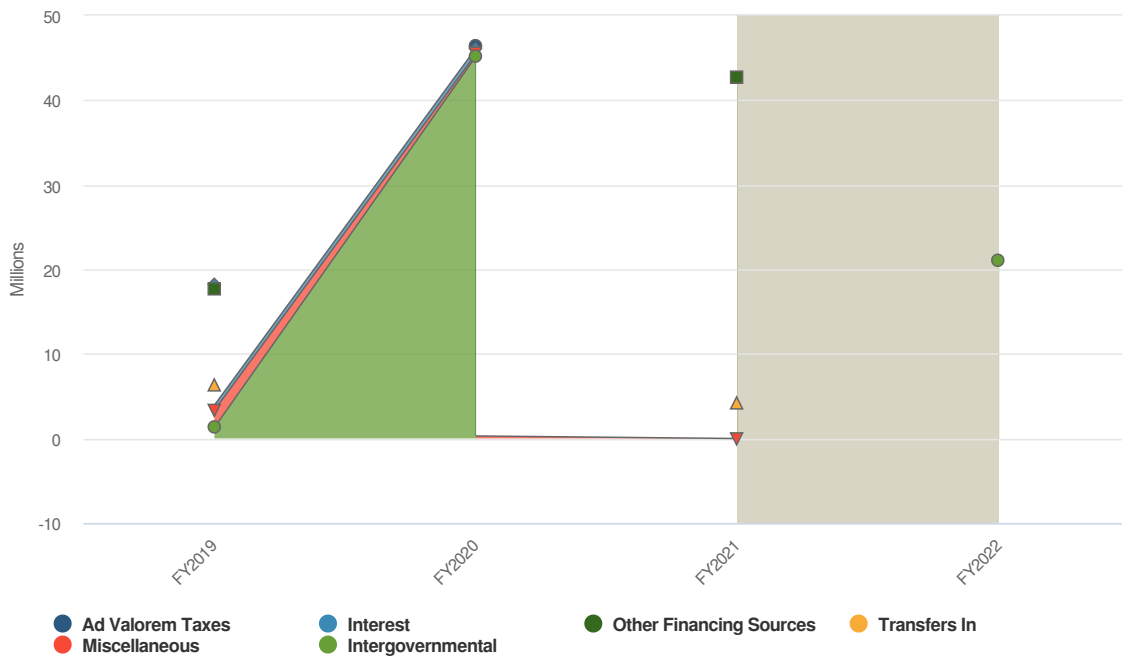


## Revenues by Source

### Projected 2022 Revenues by Source



### Budgeted and Historical 2022 Revenues by Source



Grey background indicates budgeted figures.

Name	Account ID	FY2019 Actuals	FY2020 Actuals	FY2021 Adopted	FY2022 Proposed	FY2021 Adopted vs. FY2022 Proposed (\$ Change)
<b>Revenue Source</b>						
<b>Ad Valorem Taxes</b>						
CURRENT TAXES	48000001-41010		\$297,827			\$0
<b>Total Ad Valorem Taxes:</b>			<b>\$297,827</b>			<b>\$0</b>
<b>Intergovernmental</b>						
SALES TAX COLLECTIONS	47010001-43010	\$46,453	\$276,250			\$0
CITY OF BEAUFORT REVENUES	47030001-43670	\$1,246,487				\$0
SALES TAX COLLECTIONS	47050001-43010	\$3,529	\$44,919,746		\$21,000,000	\$21,000,000
<b>Total Intergovernmental:</b>		<b>\$1,296,469</b>	<b>\$45,195,997</b>		<b>\$21,000,000</b>	<b>\$21,000,000</b>
<b>Interest</b>						
INTEREST ON INVESTMENTS	40080001-46010	\$6,792	\$4,899			\$0
INTEREST ON INVESTMENTS	40090001-46010	\$7,403				\$0
INTEREST ON INVESTMENTS	40100001-46010	\$326,696	\$177,405			\$0





Name	Account ID	FY2019 Actuals	FY2020 Actuals	FY2021 Adopted	FY2022 Proposed	FY2021 Adopted vs. FY2022 Proposed (\$ Change)
INTEREST ON INVESTMENTS	40110001-46010	\$59,265	\$135,242			\$0
INTEREST ON INVESTMENTS	45000001-46010	\$151,220	\$36,786			\$0
INTEREST ON INVESTMENTS	45010001-46010	\$20,815	\$15,639			\$0
INTEREST ON INVESTMENTS	45020001-46010	\$8,065	\$29,951			\$0
INTEREST ON INVESTMENTS	47010001-46010	\$9,025	\$26,520			\$0
INTEREST ON INVESTMENTS	47050001-46010		\$230,192		\$0	\$0
INTEREST ON INVESTMENTS	48000001-46010	\$5,420	\$4,528			\$0
INTEREST ON INVESTMENTS	48010001-46010	\$439	\$340			\$0
<b>Total Interest:</b>		<b>\$595,141</b>	<b>\$661,502</b>			<b>\$0</b>
<b>Miscellaneous</b>						
CONTRIBUTION - HH HUMANE ASSOC	40100001-47030	\$2,000,000				\$0
CONTRIBUTION - BLUFFTON FD	40100001-47040		\$167,912			\$0
DONATIONS	45010001-47650	\$21,500				\$0
RENTAL CO PROPERTY- R&C	45020001-47210	\$20,800	\$23,872	-\$11,839		\$11,839
RENTAL CO PROPERTY- EVENTS	45020001-47215	\$100				\$0
DONATIONS	45020001-47650		\$100,000			\$0
<b>Total Miscellaneous:</b>		<b>\$2,042,400</b>	<b>\$291,784</b>	<b>-\$11,839</b>		<b>\$11,839</b>
<b>Other Financing Sources</b>						
Fund Balance	40080001-48910			\$240,263		-\$240,263
Fund Balance	40090001-48910			\$99,300		-\$99,300
Fund Balance	40100001-48910			\$13,591,538		-\$13,591,538
BOND PROCEEDS	40110001-48200	\$11,250,000				\$0
Fund Balance	40110001-48910			\$10,100,041		-\$10,100,041
BOND PROCEEDS	40120001-48200			\$11,775,000		-\$11,775,000
Fund Balance	45010001-48910			\$1,074,249		-\$1,074,249
Fund Balance	45020001-48910			\$1,594,313		-\$1,594,313



Name	Account ID	FY2019 Actuals	FY2020 Actuals	FY2021 Adopted	FY2022 Proposed	FY2021 Adopted vs. FY2022 Proposed (\$ Change)
<b>Total Other Financing Sources:</b>		<b>\$11,250,000</b>		<b>\$38,474,703</b>		<b>-\$38,474,703</b>
<b>Transfers In</b>						
Transfers In	40080001- 494500	\$138,796				\$0
Transfers In	45020001- 494500	\$2,910,000		\$4,235,000		-\$4,235,000
<b>Total Transfers In:</b>		<b>\$3,048,796</b>		<b>\$4,235,000</b>		<b>-\$4,235,000</b>
<b>Total Revenue Source:</b>		<b>\$18,232,806</b>	<b>\$46,447,109</b>	<b>\$42,697,864</b>	<b>\$21,000,000</b>	<b>-\$21,697,864</b>

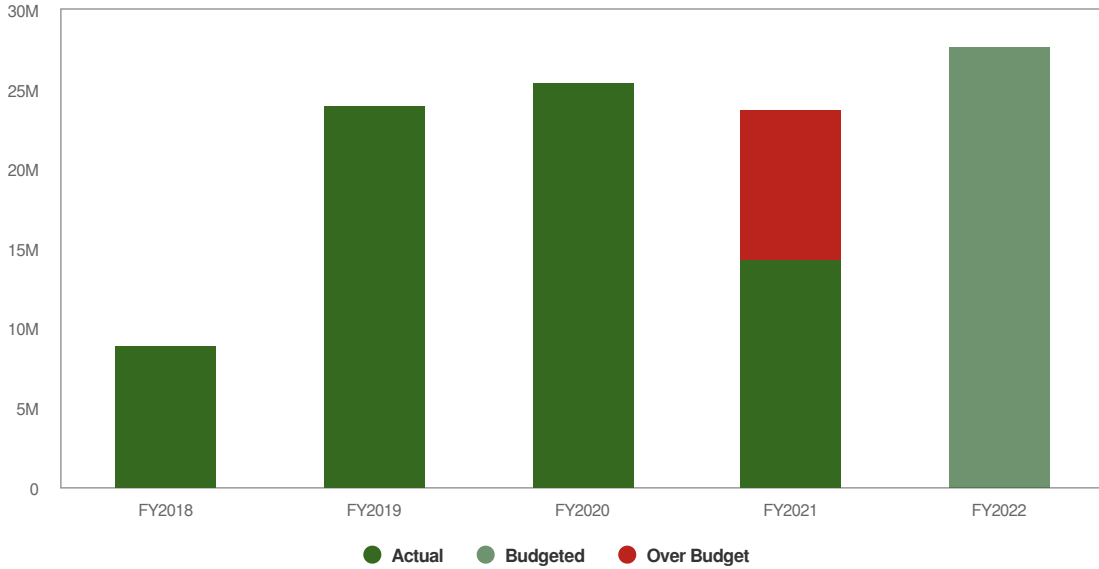


## Debt Service Funds Summary

A summary of Debt Service Fund revenue comparisons for fiscal years 2018 through 2022 can be seen below.

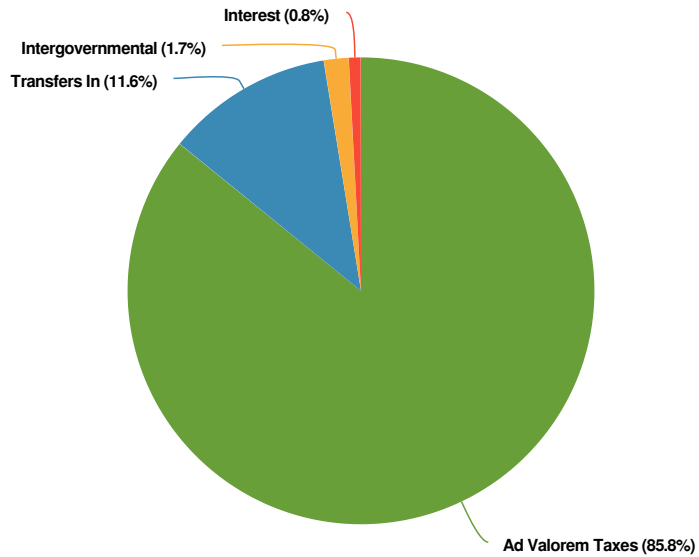
\$27,769,000    \$13,405,595  
(93.33% vs. prior year)

### Debt Service Funds Proposed and Historical Budget vs. Actual

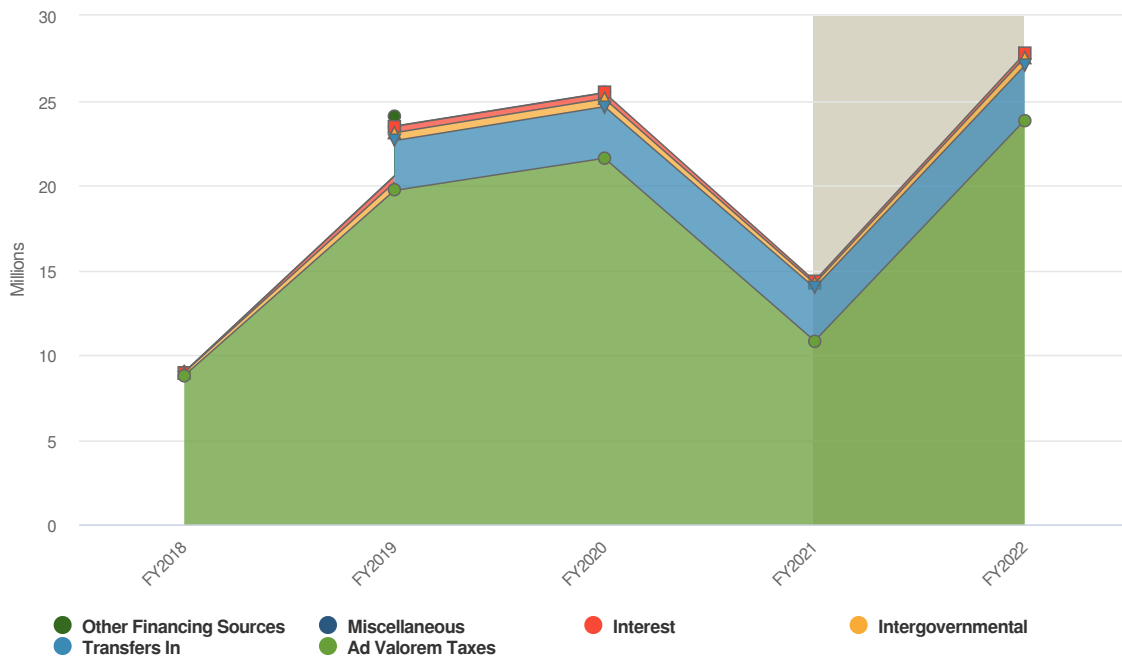


## Revenues by Source

### Projected 2022 Revenues by Source



### Budgeted and Historical 2022 Revenues by Source



Grey background indicates budgeted figures.

Name	Account ID	FY2019 Actuals	FY2020 Actuals	FY2021 Adopted	FY2022 Proposed	FY2021 Adopted vs. FY2022 Proposed (\$ Change)
<b>Revenue Source</b>						
<b>Ad Valorem Taxes</b>						
Current Taxes	20030001-41010	\$8,365,093	\$9,863,996		\$10,527,000	\$10,527,000
Delinquent Taxes	20030001-41020	\$157,385	\$269,853		\$214,000	\$214,000
Automobile Taxes	20030001-41030	\$545,627	\$584,582		\$643,000	\$643,000
Penalties -3% & 7%	20030001-41040	\$35,539	\$50,212		\$43,000	\$43,000
CURRENT TAXES	30000001-41010	\$9,724,403	\$9,863,692	\$10,093,300	\$11,400,000	\$1,306,700
DELINQUENT TAXES	30000001-41020	\$182,995	\$274,212	\$175,000	\$270,000	\$95,000
AUTOMOBILE TAXES	30000001-41030	\$637,216	\$632,859	\$512,000	\$692,000	\$180,000
3% & 7% PENALTIES ON TAX	30000001-41040	\$42,728	\$51,618	\$40,000	\$50,000	\$10,000
<b>Total Ad Valorem Taxes:</b>		<b>\$19,690,986</b>	<b>\$21,591,025</b>	<b>\$10,820,300</b>	<b>\$23,839,000</b>	<b>\$13,018,700</b>
<b>Intergovernmental</b>						
Homestead Exemption	20030001-43015	\$176,253	\$207,618		\$215,000	\$215,000



Name	Account ID	FY2019 Actuals	FY2020 Actuals	FY2021 Adopted	FY2022 Proposed	FY2021 Adopted vs. FY2022 Proposed (\$ Change)
Motor Carrier Payments	20030001-43022	\$19,489	\$8,206			\$0
Payment in Lieu of Taxes	20030001-43041	\$1,382	\$855			\$0
HOMESTEAD EXEMPTION, ETC	30000001-43015	\$204,894	\$207,618	\$200,000	\$208,000	\$8,000
MERCHANTS INVENTORY TAX	30000001-43020	\$38,900	\$38,900	\$38,900	\$38,000	-\$900
MOTOR CARRIER PAYMENTS	30000001-43022	\$22,656	\$8,811	\$20,000	\$18,000	-\$2,000
PAYMENTS IN LIEU OF TAXES	30000001-43040	\$589	\$3	\$500		-\$500
PYMT IN LIEU OF - FEDERAL	30000001-43041	\$1,053	\$853	\$1,000		-\$1,000
<b>Total Intergovernmental:</b>		<b>\$465,217</b>	<b>\$472,863</b>	<b>\$260,400</b>	<b>\$479,000</b>	<b>\$218,600</b>
<b>Interest</b>						
Interest	20030001-46010	\$19,019	\$28,182			\$0
INTEREST ON INVESTMENTS	30000001-46010	\$202,002	\$167,306	\$50,000	\$50,000	\$0
INTEREST - TCL	30000001-46200	\$19,862	\$17,635	\$20,000	\$103,000	\$83,000
INTEREST INCOME - HHI AIRPORT	30000001-46300	\$79,622	\$75,346	\$80,000	\$78,000	-\$2,000
INTEREST ON INVESTMENTS	31000001-46010	\$56,289	\$52,296			\$0
<b>Total Interest:</b>		<b>\$376,793</b>	<b>\$340,765</b>	<b>\$150,000</b>	<b>\$231,000</b>	<b>\$81,000</b>
<b>Miscellaneous</b>						
Property Rental	20030001-47210	\$16,233	\$15,978			\$0
<b>Total Miscellaneous:</b>		<b>\$16,233</b>	<b>\$15,978</b>			<b>\$0</b>
<b>Other Financing Sources</b>						
BOND PREMIUMS	30000001-48240	\$609,072				\$0
<b>Total Other Financing Sources:</b>		<b>\$609,072</b>				<b>\$0</b>
<b>Transfers In</b>						
XFER FM ADMISSIONS FEES FUND	31000001-49218	\$1,800,000	\$962,488	\$1,214,722	\$2,000,000	\$785,278
XFER FM RD IMP FEES - BLF FUND	31000001-49913	\$1,133,980	\$2,076,852	\$1,917,983	\$1,220,000	-\$697,983
<b>Total Transfers In:</b>		<b>\$2,933,980</b>	<b>\$3,039,340</b>	<b>\$3,132,705</b>	<b>\$3,220,000</b>	<b>\$87,295</b>
<b>Total Revenue Source:</b>		<b>\$24,092,280</b>	<b>\$25,459,971</b>	<b>\$14,363,405</b>	<b>\$27,769,000</b>	<b>\$13,405,595</b>



---

# DEPARTMENTS

---



# Administrator

## Mission Statement

The mission of the County Administrator is to:

1. Provide leadership and accountability to County Council and the citizens of Beaufort County in the administration of county programs and services;
2. Implement the directives and policies of County Council in the most efficient manner possible; and
3. Provide support services to county departments in their day-to-day operations of local government.

## Goals and Objectives

1. Create a professional and supportive work environment for county employees by investing in their well-being;
2. Improve the effectiveness and efficiency of county government, especially improving communications with the county organizations and its citizens, and to respond to the needs and concerns of the citizens in a timely and professional way with excellence in customer service; and
3. Promote and ensure transparency in the workplace by hiring a Public Information Officer and implementing a comprehensive set of policies and practices regarding public information.

## Department Description

The County Administrator is the chief administrative officer of the County. This appointed position is responsible for executing the policies, directives and legislative actions of the Council, overseeing the day-to-day operations of County government to ensure fiscal responsibility, administrative effectiveness and operational efficiency, and acting as a focal point for coordination between the County Council and the departments headed by elected and appointed officials. There are ten (10) full-time staff positions within the County Administrator's Office who assist in accomplishing these goals.

## Performance Measures

1. Provide a level of service that the customer recognizes as high in quality and value;
2. Resolve public inquiries within a reasonable time-frame;
  - Total number of customer inquiries/complaints received and resolved by Administration from April 2020 through April 2021: 15
3. Provide leadership that ensures the provision of cost-effective, quality services; and
4. Enhance intergovernmental relations with other municipalities.
  - Number of round-table bimonthly discussions held from April 2020 through April 2021:
    - City of Beaufort: 7
    - Town of Bluffton: 7

## Budget Highlights and Special Notes

Included in the FY 2021-2022 budget is the consolidation of personnel and non-personnel costs for each of the four existing Assistant County Administrators (ACA) as well as one Administrative Assistant for the ACA of Public Safety. Additionally, the County Administrator requests a new position for an ACA of Development and Recreation as well as a conversion from an existing department director to an ACA of Information Technology Infrastructure and Communications. These changes result in an increase from three (3) to ten (10) full-time positions for fiscal year 2022 and going forward.

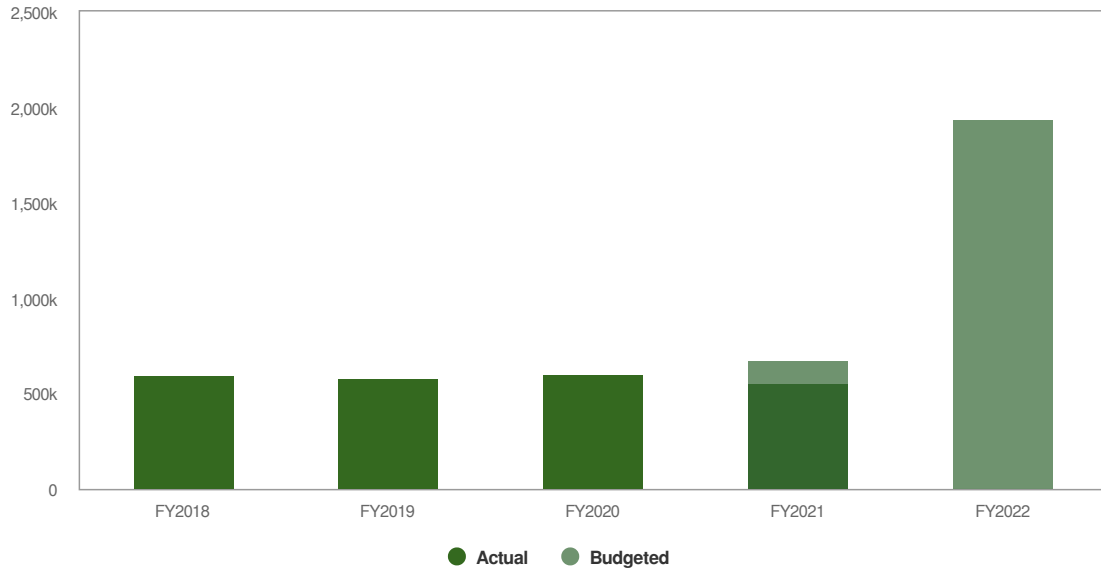
## Expenditures Summary

The chart below contains comparative detail for actual amounts spent for fiscal years 2018, 2019 and 2020, the adopted budgetary amounts for fiscal year 2021 and the proposed budgetary amounts for fiscal year 2022.

**\$1,940,950**    **\$1,264,281**  
(186.84% vs. prior year)

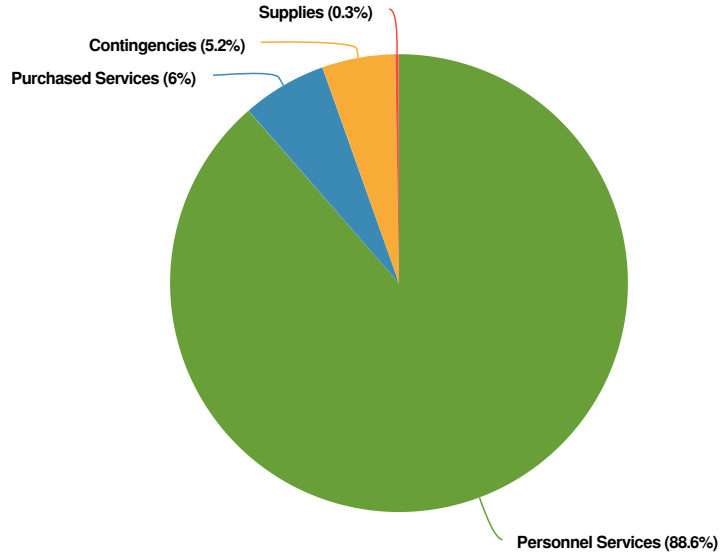


### Administrator's Office Proposed and Historical Budget vs. Actual



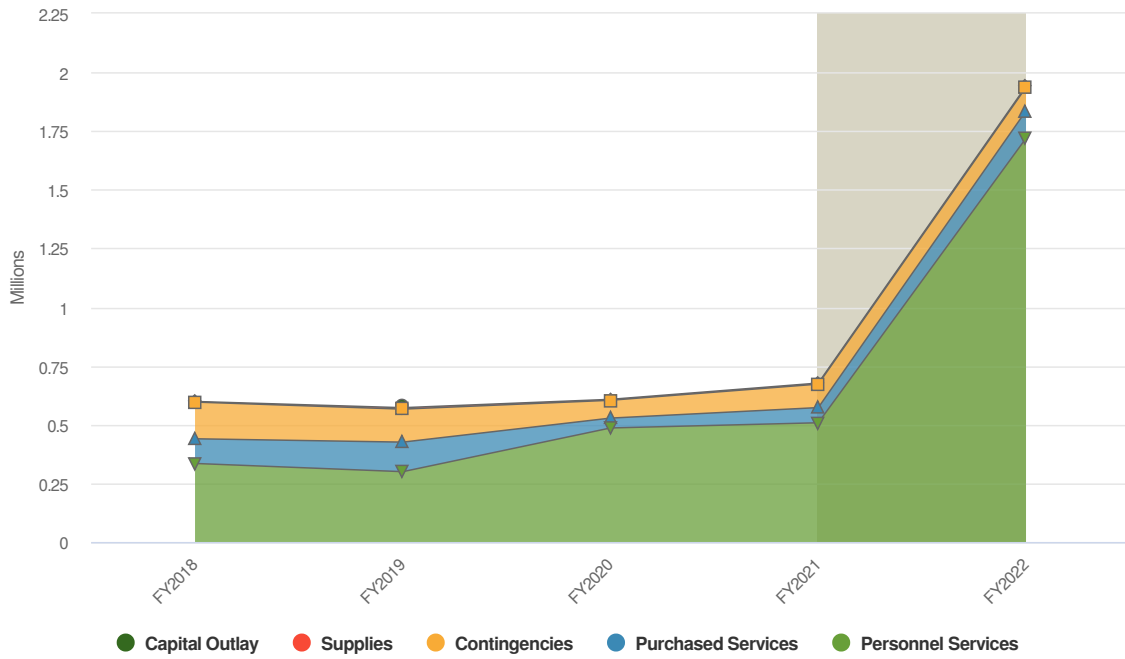
## Expenditures by Expense Type

### Budgeted Expenditures by Expense Type





### Budgeted and Historical Expenditures by Expense Type



Grey background indicates budgeted figures.

Name	Account ID	FY2019 Actuals	FY2020 Actuals	FY2021 Adopted	FY2022 Proposed	FY2021 Adopted vs. FY2022 Proposed (\$ Change)
<b>Expense Objects</b>						
<b>Personnel Services</b>						
<b>General Government</b>						
Salaries & Wages	10001100-50020	\$241,467	\$393,506	\$418,000	\$1,384,195	\$966,195
Overtime	10001100-50060	\$3,961	\$1,518			\$0
Employer FICA	10001100-50100	\$15,032	\$24,127	\$25,916	\$85,820	\$59,904
Employer Medicare	10001100-50110	\$3,516	\$5,642	\$6,060	\$20,071	\$14,011
Employer SC Retirement	10001100-50120	\$35,412	\$60,710	\$57,674	\$202,546	\$144,872
Employer PO Retirement	10001100-50130				\$26,677	\$26,677
<b>Total General Government:</b>		<b>\$299,389</b>	<b>\$485,504</b>	<b>\$507,650</b>	<b>\$1,719,309</b>	<b>\$1,211,659</b>
<b>Total Personnel Services:</b>		<b>\$299,389</b>	<b>\$485,504</b>	<b>\$507,650</b>	<b>\$1,719,309</b>	<b>\$1,211,659</b>
<b>Purchased Services</b>						
<b>General Government</b>						



Name	Account ID	FY2019 Actuals	FY2020 Actuals	FY2021 Adopted	FY2022 Proposed	FY2021 Adopted vs. FY2022 Proposed (\$ Change)
Printing	10001100-51010	\$127	\$115	\$5,000	\$2,000	-\$3,000
Postage	10001100-51030	\$38	\$91	\$250	\$200	-\$50
Licenses & Permits	10001100-51040	\$375		\$605	\$1,000	\$395
Telephone	10001100-51050			\$1,700		-\$1,700
Maintenance Contracts	10001100-51110				\$15,550	\$15,550
Rental of Equipment	10001100-51140	\$766	\$643	\$0	\$1,600	\$1,600
Rental of Buildings	10001100-51150	\$49,900	-\$37,133			\$0
Professional Services	10001100-51160	\$66,000	\$66,586	\$44,000	\$77,000	\$33,000
Books & Subscriptions	10001100-51310	\$4,692	\$8,404	\$9,191	\$9,191	\$0
Education & Training	10001100-51320	\$3,961	\$3,297	\$3,873	\$10,000	\$6,127
<b>Total General Government:</b>		<b>\$125,859</b>	<b>\$42,003</b>	<b>\$64,619</b>	<b>\$116,541</b>	<b>\$51,922</b>
<b>Total Purchased Services:</b>		<b>\$125,859</b>	<b>\$42,003</b>	<b>\$64,619</b>	<b>\$116,541</b>	<b>\$51,922</b>
<b>Supplies</b>						
<b>General Government</b>						
Supplies & Materials	10001100-52010	\$5,130	\$3,248	\$4,000	\$4,500	\$500
Fuels & Lubricants	10001100-52500				\$600	\$600
Equipment, Non-Capital	10001100-52612	\$1,003	\$681	\$400		-\$400
<b>Total General Government:</b>		<b>\$6,134</b>	<b>\$3,929</b>	<b>\$4,400</b>	<b>\$5,100</b>	<b>\$700</b>
<b>Total Supplies:</b>		<b>\$6,134</b>	<b>\$3,929</b>	<b>\$4,400</b>	<b>\$5,100</b>	<b>\$700</b>
<b>Capital Outlay</b>						
<b>General Government</b>						
Land	10001100-54400	\$10,818				\$0
<b>Total General Government:</b>		<b>\$10,818</b>				<b>\$0</b>
<b>Total Capital Outlay:</b>		<b>\$10,818</b>				<b>\$0</b>
<b>Contingencies</b>						
<b>General Government</b>						



Name	Account ID	FY2019 Actuals	FY2020 Actuals	FY2021 Adopted	FY2022 Proposed	FY2021 Adopted vs. FY2022 Proposed (\$ Change)
Contingency	10001100-56000			\$100,000	\$100,000	\$0
Contingency	10001100-56100	\$140,482	\$75,957			\$0
<b>Total General Government:</b>		<b>\$140,482</b>	<b>\$75,957</b>	<b>\$100,000</b>	<b>\$100,000</b>	<b>\$0</b>
<b>Total Contingencies:</b>		<b>\$140,482</b>	<b>\$75,957</b>	<b>\$100,000</b>	<b>\$100,000</b>	<b>\$0</b>
<b>Total Expense Objects:</b>		<b>\$582,681</b>	<b>\$607,393</b>	<b>\$676,669</b>	<b>\$1,940,950</b>	<b>\$1,264,281</b>



# Airports

## Mission Statement

The Hilton Head Island Airport (HXD) provides safe and efficient air service in a coastal resort environment while generating significant economic impact for Beaufort County residents. We do this by empowering our team and engaging our residents on the airport's community impact. Our efforts are for the benefit of all residents and visitors so that they may enjoy a relaxed hometown airport that connects them to the world. The airport is committed to developing and improving its facilities in order to meet the present and future needs of our customers.

The Beaufort Executive Airport (ARW) provides a safe and efficient general aviation service for local aviation enthusiasts and for visitors arriving in Beaufort via private or charter aviation. We accomplish this through skilled customer service provided by our trained aviation line service technicians. Our team respects the inherent privacy of general aviation and provides a service that is recognized for its lowcountry hospitality.

## Goals and Objectives (HXD)

1. Identify full funding for the terminal expansion/renovation project and complete bid phase; and
2. Complete rebranding project.

## Goals and Objectives (ARW)

1. Complete renovations to terminal;
2. Enter into ground leases to develop aircraft hangars; and
3. Conduct an open house event and 5K run at the airport.

## Department Description:

The Airports Department is responsible for planning, operating, and maintaining the county's two airports. Airport operations are administered in accordance with the parameters of applicable local, state, and federal regulations. The Airports Department is made up of twenty (20) employees, sixteen (16) of whom are full-time and four (4) of whom are part-time. At Hilton Head Island Airport, employees operate a Part 139 Certificated Commercial Service Airport, which provides nonstop service to sixteen (16) cities via American Airlines, Delta Airlines and United Airlines. HXD is also equipped with its own Aircraft Rescue and Firefighting Section. At Beaufort Executive Airport, employees provide aircraft fueling services and concierge-type customer service to local and visiting pilots and passengers.

## Performance Measures:

The Hilton Head Island Airport is projected to serve between 400,000 and 500,000 passengers in 2022 and will contribute over \$415,000,000 to the local economy. The Airport plans to put out for bid the terminal renovation/expansion project, whose complete project cost is estimated at \$50,000,000; the construction economic impact is projected to be over \$100,000,000. The Beaufort Executive Airport anticipates serving 6,000 to 10,000 visitors in 2022 and will contribute over \$12,000,000 to the local economy.



# Lady's Island Airport

## Lady's Island Airport

### Revenues

51000001-44801	Fuel Sales, Avgas	(285,000)
51000001-44802	Fuel Sales, Jet Fuel	(262,000)
51000001-44803	Fuel Sales, Jet Fuel (Non-taxable)	(2,000)
51000001-44810	Oil Sales to Others	(4,500)
51000001-44840	Ramp Fees	(12,500)
51000001-44870	Tie Down Fees	(24,500)
51000001-44881	Merchandise Sales	(6,500)
51000001-47100	Commissions, Flight Training	(7,500)
51000001-47132	Commissions, Rental Cars	(1,000)
51000001-47200	Rentals, Property	(28,840)
51000001-47210	Rentals, Hangars	(140,000)
51000001-47220	Rentals, Office	(14,500)
		<u>(788,840)</u>

### Expenses

51000011-50020	Salaries & Wages	145,754
51000011-50060	Overtime	950
51000011-50100	Employer FICA	9,037
51000011-50110	Employer Medicare	2,114
51000011-50120	Employer SC Retirement	24,137
51000011-50140	Employer Group Insurance	6,825
51000011-50150	Employer Workers Comp Ins	5,100
51000011-50160	Employer Tort Liability Ins	1,500
51000011-51000	Advertising	750
51000011-51030	Postage	100
51000011-51040	Licenses & Permits	5,000
51000011-51050	Telephone	3,650
51000011-51060	Electricity	15,000
51000011-51070	Water & Sewer	200
51000011-51110	Maintenance Contracts	11,000
51000011-51120	Equipment Maintenance	500
51000011-52330	Facilities Maintenance	4,650
51000011-51140	Rental of Equipment	20,000
51000011-51160	Professional Services	650
51000011-51210	Non-Professional Services	5,500
51000011-51300	Vehicle Maintenance	170
51000011-51310	Books & Subscriptions	1,500
51000011-51320	Education and Training	1,000
51000011-51500	Insurance, Vehicles	850
51000011-51510	Insurance, Buildings & Contents	16,500
51000011-51540	Insurance, Other	18,200
51000011-51990	Unclassified Operating Exps (SWU Fees)	32,000
51000011-51999	Credit Card Fees	16,500
51000011-52010	Supplies and Materials	1,700
51000011-52011	Purchases, Retail	750
51000011-52050	Uniforms	1,000
51000011-52500	Fuels & Lubricants	2,200
51000011-58000	Purchases, Fuels & Lubricants	375,000
51000011-58030	Purchases, Concessions	5,000
51000011-58500	Depreciation Expense	54,010
		<u>788,797</u>



# Hilton Head Island Airport

## Hilton Head Island Airport

### Revenues

54000001-43680	Town of HHI Revenues (ATAX)	(150,000)
54020001-43730	FAA Grant Revenues	(2,910,000)
54020012-43740	SCAC Grant Revenues	(65,000)
54000001-43780	TSA Reimbursements	(42,500)
54000001-44840	Landing Fees	(325,000)
54010001-44845	Passenger Facility Charges	(535,000)
54000001-44850	Parking Fees	(40,000)
54000001-44860	Taxi/Limo Fees	(7,500)
54000001-44890	Firefighting Fees - Others	(435,000)
54000001-44895	Security Fees (Airlines)	(250,000)
54000001-44896	Security Revenue (Badges)	(20,000)
54000001-47010	Miscellaneous Revenues	(65,000)
54000001-47100	FBO - Ground Lease	(70,500)
54000001-47105	FBO - Concessions	(25,000)
54000001-47110	FBO - Fuel Flow	(535,000)
54000001-47120	Rent -Airline /Common	(465,000)
54000001-47121	Rent - Airline / Assigned Space	(188,000)
54000001-47130	Rental Cars - Counter	(25,000)
54000001-47131	Rental Cars - Ready Spaces	(32,000)
54000001-47132	Rental Cars - Commission	(825,000)
54000001-47140	Rent -Snack Bar/Gift Shop	(17,500)
54000001-47150	Rent - Advertising Space	(20,000)
54000001-47190	Operating Agreements (3%)	(18,000)
54000001-47210	Rental TSA	(19,500)
54000001-47220	Hangar Rental	(115,000)
54000001-47230	Hangar Rental - 60 X 52	(48,000)
54000001-47240	Hangar Rental - 80 X 80	(33,100)
		<u>(7,281,600)</u>

### Expenses

54000011-50020	Salaries & Wages	869,600
54000011-50060	Overtime	50,000
54000011-50100	Employer FICA	53,915
54000011-50110	Employer Medicare	12,610
54000011-50120	Employer SC Retirement	74,005
54000011-50130	Employer PO Retirement	70,000
54000011-50140	Employer Group Insurance	125,000
54000011-50150	Employer Worker's Comp Ins	3,000
54000011-50160	Employer Tort Liability Ins	3,500
54000011-50198	GASB 68 Pension	120,000
54000011-51000	Advertsing	175,000
54000011-51010	Printing	500
54000011-51030	Postage	500
54000011-51040	Licenses & Permits	2,000
54000011-51050	Telephone	15,000
54000011-51060	Electricity	135,000
54000011-51070	Water & Sewer	16,500
54000011-51110	Maintenance Contracts	245,000
54000011-51120	Equipment Maintenance	5,000
54000011-51130	Facilities Maintenance	36,500
54000011-51140	Rental of Equipment	2,000
54000011-51160	Professional Services	205,000
54000011-51170	Non-professional Services	332,000



54000011-51300	Vehicle Maintenance	15,000
54000011-51310	Books & Subscriptions	2,050
54000011-51320	Education & Training	5,500
54000011-51340	Airport Director BIZ Development	32,000
54000011-51370	Air Service Development	30,000
54000011-51500	Insurance, Vehicles	7,500
54000011-51510	Insurance, Buildings & Contents	45,000
54000011-51540	Insurance, Bonding & Other	31,500
54000011-51545	Insurance, Prepaid	50,000
54000011-51990	Unclassified Operating Exps (SWU Fees)	75,000
54000011-52010	Supplies & Materials	36,250
54000011-52050	Uniforms	1,500
54000011-52500	Fuels & Lubricants	6,000
54000011-52610	Equipment, Non-Capital	1,500
54000011-53110	Debt Service, Interest	75,000
54000011-54200	Equipment, Capital	125,000
54020011-54345	FAA GRT 45	300,000
54020011-54346	FAA GRT 46	2,500,000
54000011-54420	Buildings & Improvements	800,000
54000011-58500	Depreciation Expense	545,000
		<u>7,235,430</u>



# Animal Services

## Mission Statement

To maintain public health and safety through the enforcement of laws and ordinances related to animals by promoting responsible pet ownership, promoting adoptions, and reducing pet overpopulation.

## Goals and Objectives

1. Consider the undertaking of an RFP process to determine the feasibility of outsourcing the animal sheltering function of Beaufort County Animal Services (BCAS) through a public-private partnership;
2. Prominently publicize existing spay and neutering programs both on its website and through public education events; and
3. Strengthen the working relationships with all rescue groups.

## Department Description

BCAS entered into an agreement with Hilton Head Humane Association (HHHA) for the joint operation of the new animal campus. In general, BCAS will be responsible for animal control for Beaufort County and HHHA will be responsible for the Adoption Center, Spay and Neuter Clinic and Medical Clinic. The department is comprised of a full-time Director, an Animal Control Supervisor, four (4) Animal Control Officers and two (2) Animal Care Techs.

## Performance Measures

In 2020, BCAS had 1,665 Animal Control cases and took 2,502 animals into our facility. Of those, 2,233 or 89% were classified as live releases and 330 or 13% were euthanized.

## Budget Highlights and Special Notes

The budget focuses on increasing low-cost and free spay and neuter services, rabies prevention, and proactive redemptions, which are proven methods of effective animal control. The effectiveness of low-cost spay and neuter programs have been demonstrated in states, counties and municipalities across the country.

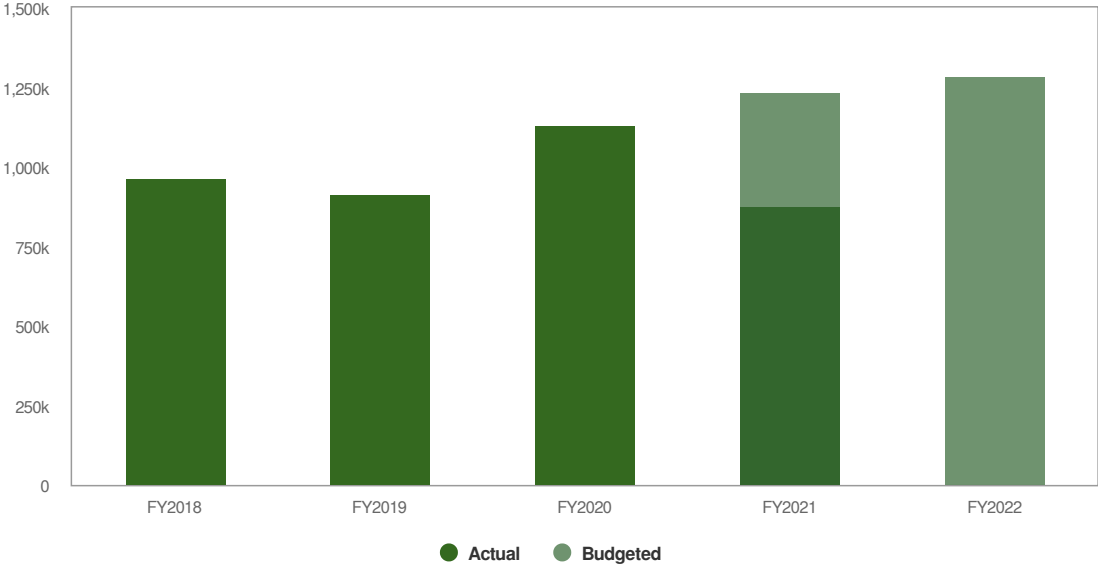
## Expenditures Summary

**\$1,287,016**    **\$50,791**  
(4.11% vs. prior year)



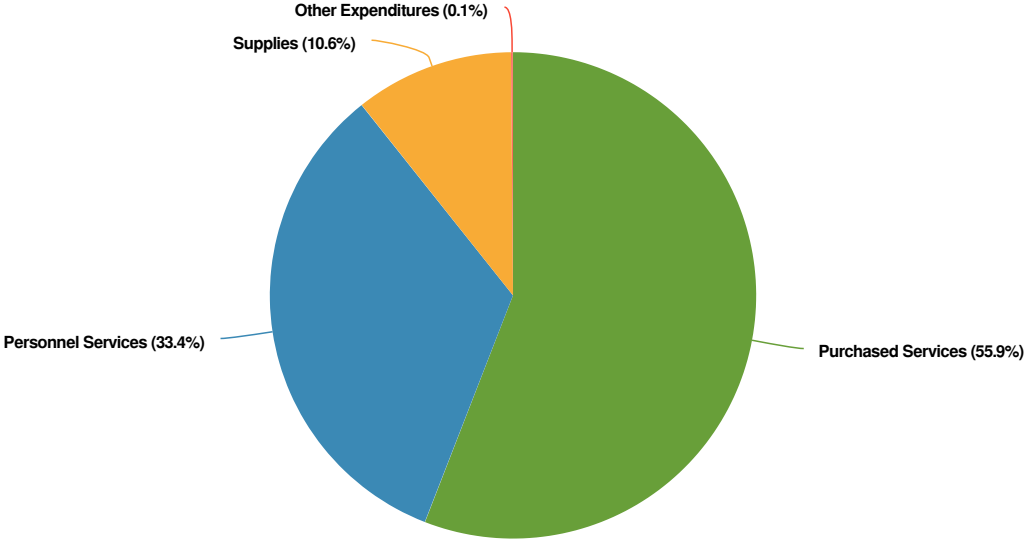


**Animal Services Proposed and Historical Budget vs. Actual**

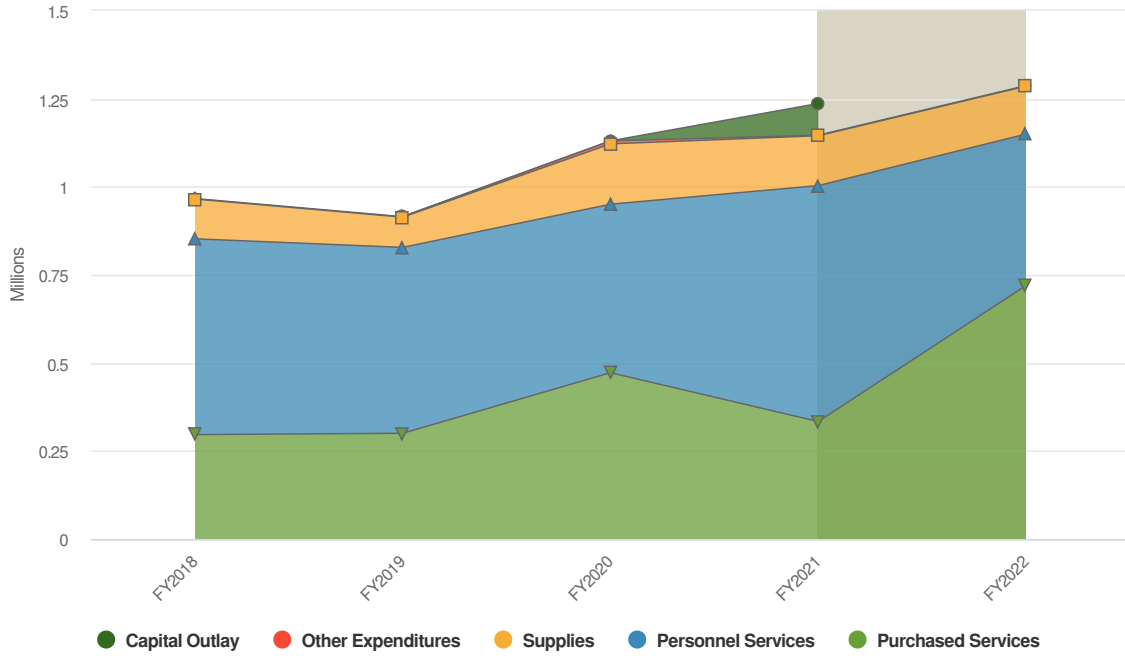


**Expenditures by Expense Type**

**Budgeted Expenditures by Expense Type**



### Budgeted and Historical Expenditures by Expense Type



Grey background indicates budgeted figures.

Name	Account ID	FY2019 Actuals	FY2020 Actuals	FY2021 Adopted	FY2022 Proposed	FY2021 Adopted vs. FY2022 Proposed (\$ Change)
<b>Expense Objects</b>						
<b>Personnel Services</b>						
<b>Public Safety</b>						
Salaries & Wages	10001270-50020	\$419,139	\$369,073	\$545,490	\$336,540	-\$208,950
Overtime	10001270-50060	\$14,098	\$20,593	\$6,000	\$12,000	\$6,000
Employer FICA	10001270-50100	\$25,949	\$23,343	\$34,192	\$20,865	-\$13,327
Employer Medicare	10001270-50110	\$6,069	\$5,460	\$7,997	\$4,880	-\$3,117
Employer SC Retirement	10001270-50120	\$62,501	\$59,868	\$76,146	\$55,731	-\$20,415
<b>Total Public Safety:</b>		<b>\$527,756</b>	<b>\$478,337</b>	<b>\$669,825</b>	<b>\$430,016</b>	<b>-\$239,809</b>
<b>Total Personnel Services:</b>		<b>\$527,756</b>	<b>\$478,337</b>	<b>\$669,825</b>	<b>\$430,016</b>	<b>-\$239,809</b>
<b>Purchased Services</b>						
<b>Public Safety</b>						
Advertising	10001270-51000	\$255	\$18,667	\$0		\$0



Name	Account ID	FY2019 Actuals	FY2020 Actuals	FY2021 Adopted	FY2022 Proposed	FY2021 Adopted vs. FY2022 Proposed (\$ Change)
Printing	10001270-51010	\$3,573	\$2,819	\$4,000	\$2,000	-\$2,000
Postage	10001270-51030	\$367	\$244	\$600	\$600	\$0
Licenses & Permits	10001270-51040	\$3,710	\$4,126	\$4,000	\$4,000	\$0
Telephone	10001270-51050			\$8,000		-\$8,000
Maintenance Contracts	10001270-51110				\$505,000	\$505,000
Equipment Maintenance	10001270-51120	\$1,878	\$2,441	\$4,000	\$2,000	-\$2,000
Facilities Maintenance	10001270-51130	\$9,954	\$17,275	\$8,800	\$15,800	\$7,000
Rental of Equipment	10001270-51140	\$1,218	\$1,429	\$1,000	\$600	-\$400
Professional Services	10001270-51160	\$192,726	\$286,360	\$300,000	\$188,000	-\$112,000
Animal Restitution	10001270-51161	-\$23,158	-\$4,294	-\$2,000		\$2,000
Professional Services	10001270-51165	\$77,856				\$0
Recovery Fees - Adoptions & Spay Neuter	10001270-51166		-\$3,292	-\$2,000		\$2,000
Non-Professional Services	10001270-51170	\$908	\$107,819	\$0		\$0
Vehicle Maintenance	10001270-51300	\$10,565	\$11,006	\$5,000		-\$5,000
Books & Subscriptions	10001270-51310	\$225	\$533	\$0		\$0
Education & Training	10001270-51320	\$476	\$1,138	\$2,000	\$1,500	-\$500
Insurance, Vehicles	10001270-51500		\$4,963			\$0
Tabby House	10001270-51952	\$19,503	\$20,809	\$0		\$0
<b>Total Public Safety:</b>		<b>\$300,056</b>	<b>\$472,043</b>	<b>\$333,400</b>	<b>\$719,500</b>	<b>\$386,100</b>
<b>Total Purchased Services:</b>		<b>\$300,056</b>	<b>\$472,043</b>	<b>\$333,400</b>	<b>\$719,500</b>	<b>\$386,100</b>
<b>Supplies</b>						
<b>Public Safety</b>						
Supplies & Materials	10001270-52010	\$74,298	\$156,216	\$121,500	\$118,000	-\$3,500
Uniforms	10001270-52050	\$1,336	\$2,397	\$5,000	\$3,000	-\$2,000
Recovery Fees - Adoptions & Spay Neuter	10001270-52301	-\$15,350	-\$5,927	-\$5,000		\$5,000
Fuels & Lubricants	10001270-52500	\$24,652	\$18,469	\$20,000	\$15,000	-\$5,000



Name	Account ID	FY2019 Actuals	FY2020 Actuals	FY2021 Adopted	FY2022 Proposed	FY2021 Adopted vs. FY2022 Proposed (\$ Change)
Equipment, Non-Capital	10001270-52612	\$870	\$191			\$0
<b>Total Public Safety:</b>		<b>\$85,807</b>	<b>\$171,347</b>	<b>\$141,500</b>	<b>\$136,000</b>	<b>-\$5,500</b>
<b>Total Supplies:</b>		<b>\$85,807</b>	<b>\$171,347</b>	<b>\$141,500</b>	<b>\$136,000</b>	<b>-\$5,500</b>
<b>Capital Outlay</b>						
<b>Public Safety</b>						
Vehicles	10001270-54000	\$630		\$90,000		-\$90,000
Equipment, Capital	10001270-54200		\$60			\$0
<b>Total Public Safety:</b>		<b>\$630</b>	<b>\$60</b>	<b>\$90,000</b>		<b>-\$90,000</b>
<b>Total Capital Outlay:</b>		<b>\$630</b>	<b>\$60</b>	<b>\$90,000</b>		<b>-\$90,000</b>
<b>Other Expenditures</b>						
<b>Public Safety</b>						
Credit Card Fees	10001270-57900	\$1,349	\$8,409	\$1,500	\$1,500	\$0
<b>Total Public Safety:</b>		<b>\$1,349</b>	<b>\$8,409</b>	<b>\$1,500</b>	<b>\$1,500</b>	<b>\$0</b>
<b>Total Other Expenditures:</b>		<b>\$1,349</b>	<b>\$8,409</b>	<b>\$1,500</b>	<b>\$1,500</b>	<b>\$0</b>
<b>Total Expense Objects:</b>		<b>\$915,598</b>	<b>\$1,130,195</b>	<b>\$1,236,225</b>	<b>\$1,287,016</b>	<b>\$50,791</b>



## Assessor's Office

### Mission Statement

The Beaufort County Assessor's office is dedicated to accurately identifying, listing, appraising and classifying all taxable real property to achieve fairness and equity as required by law.

### Goals and Objectives

1. Educate the public in the areas of real property tax assessment and tax value;
2. Achieve fairness and equity; and
3. Provide exemplary public service.

### Department Description

The Assessor's Office employs forty (40) full-time personnel who work to achieve departmental tasks related to tax assessments of real property in Beaufort County. Staff appraises and determines the valuation of all real property for ad valorem tax purposes and every fifth year, appraises and equalizes (called Quadrennial Reassessments) properties in the County. Review of legal residence special assessment and agricultural use special assessment applications, production of the annually certified assessment roll for ad valorem taxation, maintenance of deed sale transactions and building permits as well as representing the County in property tax appeals to the County Board of Assessment Appeals, the South Carolina Administrative Law Judge Division, the Circuit Court of Appeals and the South Carolina Supreme Court are all conducted by the Assessor's Office.

### Performance Measures

Over 132,000 parcels, including residential, commercial, mobile homes, agricultural, vacant, exempt and non-exempt properties, have been identified, mapped, classified, appraised and assessed by the staff; annual and quadrennial reassessments were also conducted as mandated by the SC Code of Law. Assessor's staff is actively engaged in the following for Tax Year 2021 (part of the FY2022 Budget):

- Reviewing over 12,000 Legal Residency Special Assessment applications;
- Revaluing 14,902 parcels due to deed transfer;
- Identifying, mapping, and appraising over 1,646 new land parcels;
- Site inspections, data entry and valuing new construction, additions, and renovation of structures in the County and Municipalities; and
- Providing annual real estate assessments to the County Auditor.

### Budget highlights and special notes

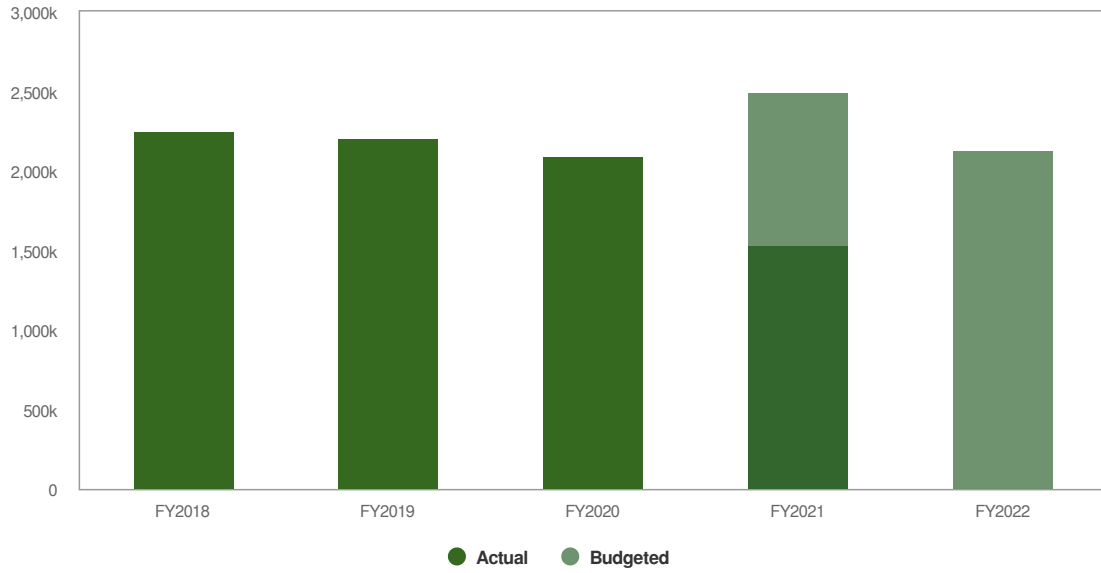
This year's budget will give additional attention to hiring, reorganizing, cross-training, and promoting staff to effectively manage the increasing number of new parcels added to the tax rolls, the valuation of ATIs, new construction, additions and renovations.

## Expenditures Summary

**\$2,132,180** **-\$365,112**  
(-14.62% vs. prior year)

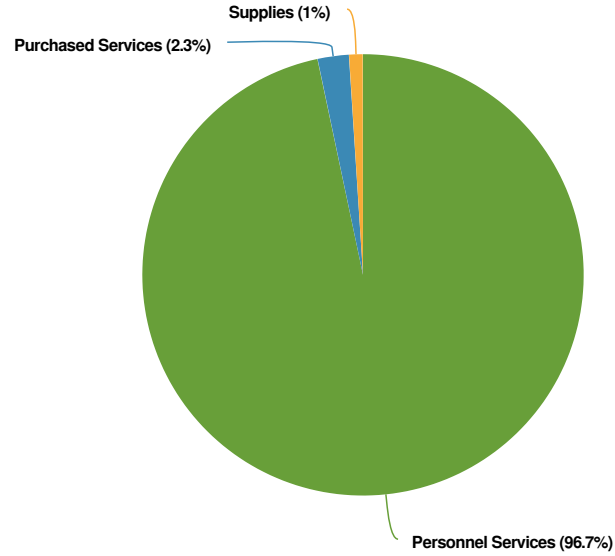


### Assessor's Office Proposed and Historical Budget vs. Actual

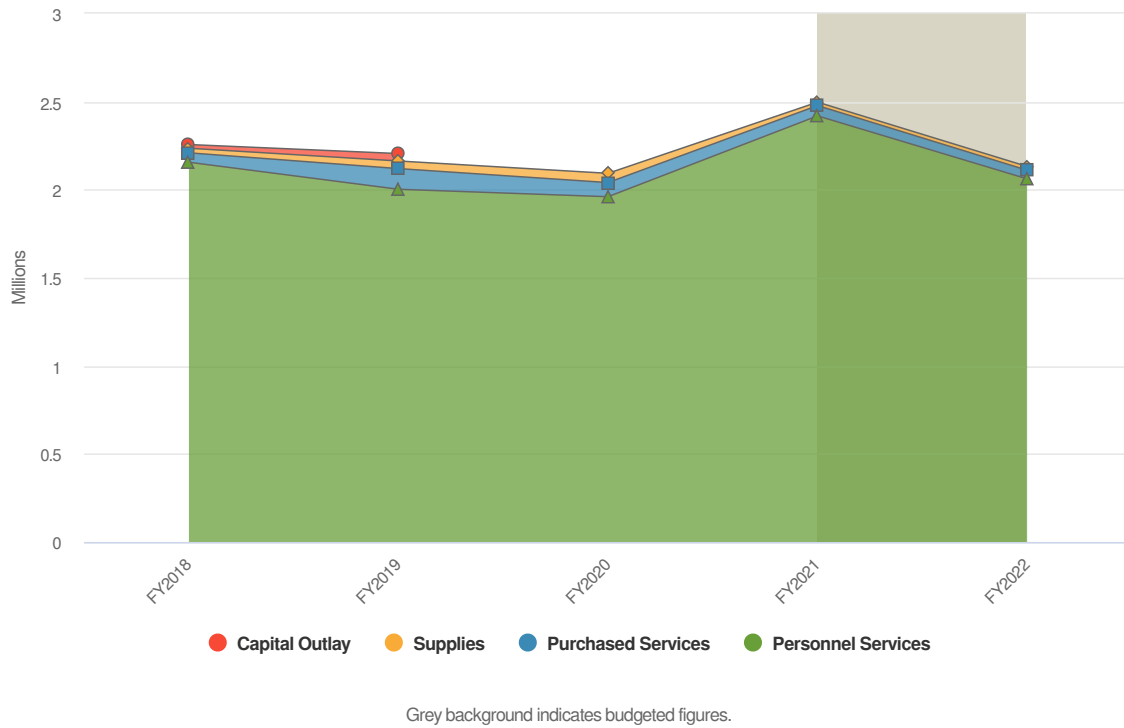


## Expenditures by Expense Type

### Budgeted Expenditures by Expense Type



### Budgeted and Historical Expenditures by Expense Type



Name	Account ID	FY2019 Actuals	FY2020 Actuals	FY2021 Adopted	FY2022 Proposed	FY2021 Adopted vs. FY2022 Proposed (\$ Change)
<b>Expense Objects</b>						
<b>Personnel Services</b>						
<b>General Government</b>						
Salaries & Wages	10001120-50020	\$1,627,810	\$1,596,568	\$1,985,159	\$1,659,833	-\$325,326
Overtime	10001120-50060	\$16,782	\$3,035	\$0		\$0
Employer FICA	10001120-50100	\$97,074	\$94,279	\$126,180	\$102,910	-\$23,270
Employer Medicare	10001120-50110	\$22,703	\$22,049	\$29,510	\$24,068	-\$5,442
Employer SC Retirement	10001120-50120	\$238,173	\$244,368	\$278,413	\$274,869	-\$3,544
<b>Total General Government:</b>		<b>\$2,002,542</b>	<b>\$1,960,300</b>	<b>\$2,419,262</b>	<b>\$2,061,680</b>	<b>-\$357,582</b>
<b>Total Personnel Services:</b>		<b>\$2,002,542</b>	<b>\$1,960,300</b>	<b>\$2,419,262</b>	<b>\$2,061,680</b>	<b>-\$357,582</b>
<b>Purchased Services</b>						
<b>General Government</b>						
Printing	10001120-51010	\$21,007	\$3,519	\$5,000	\$5,000	\$0



Name	Account ID	FY2019 Actuals	FY2020 Actuals	FY2021 Adopted	FY2022 Proposed	FY2021 Adopted vs. FY2022 Proposed (\$ Change)
Postage	10001120-51030	\$48,114	\$7,763	\$6,030	\$10,000	\$3,970
Licenses & Permits	10001120-51040			\$2,500	\$1,500	-\$1,000
Telephone	10001120-51050			\$8,000		-\$8,000
Rental of Equipment	10001120-51140	\$8,046	\$7,368	\$5,500	\$3,000	-\$2,500
Vehicle Maintenance	10001120-51300	\$4,369	\$4,666	\$7,500	\$1,500	-\$6,000
Books & Subscriptions	10001120-51310	\$22,230	\$29,862	\$16,000	\$20,000	\$4,000
Education & Training	10001120-51320	\$13,619	\$17,693	\$8,000	\$8,000	\$0
Insurance, Vehicles	10001120-51500		\$9,448			\$0
<b>Total General Government:</b>		<b>\$117,386</b>	<b>\$80,320</b>	<b>\$58,530</b>	<b>\$49,000</b>	<b>-\$9,530</b>
<b>Total Purchased Services:</b>		<b>\$117,386</b>	<b>\$80,320</b>	<b>\$58,530</b>	<b>\$49,000</b>	<b>-\$9,530</b>
<b>Supplies</b>						
<b>General Government</b>						
Supplies & Materials	10001120-52010	\$13,967	\$11,394	\$8,000	\$11,000	\$3,000
Uniforms	10001120-52050			\$2,500	\$1,500	-\$1,000
Fuels & Lubricants	10001120-52500	\$4,429	\$3,793	\$6,000	\$6,000	\$0
Equipment, Non-Capital	10001120-52612	\$24,851	\$37,304	\$3,000	\$3,000	\$0
<b>Total General Government:</b>		<b>\$43,247</b>	<b>\$52,491</b>	<b>\$19,500</b>	<b>\$21,500</b>	<b>\$2,000</b>
<b>Total Supplies:</b>		<b>\$43,247</b>	<b>\$52,491</b>	<b>\$19,500</b>	<b>\$21,500</b>	<b>\$2,000</b>
<b>Capital Outlay</b>						
<b>General Government</b>						
Vehicles	10001120-54000	\$42,226				\$0
<b>Total General Government:</b>		<b>\$42,226</b>				<b>\$0</b>
<b>Total Capital Outlay:</b>		<b>\$42,226</b>				<b>\$0</b>
<b>Total Expense Objects:</b>		<b>\$2,205,402</b>	<b>\$2,093,111</b>	<b>\$2,497,292</b>	<b>\$2,132,180</b>	<b>-\$365,112</b>





# Auditor's Office

## Mission Statement

To levy taxes on all taxable property in Beaufort County while serving as the taxpayers' advocate to inform, educate, and empower citizens on the property taxing process.

## Department Description

The State Constitution of 1868 gave members of the South Carolina General Assembly the authority to create the first office of County Auditor. By state law, each of the 46 counties in South Carolina has an Auditor's Office. An elected official, the Auditor serves as the County's chief tax billing official. The Auditor has the statutory responsibility of identifying, listing, and levying the millage authorized by the taxing authorities in Beaufort County for real estate, mobile homes, motor vehicles, watercraft, aircraft and business-owned personal property.

The Auditor prepares the official tax duplicate, which lists the owners of taxable property, the real and personal property that they own, and the equalized value of that property. The Auditor provides a copy of the tax book of each class of taxable property to the Treasurer. The delivered tax book produced prior to September 30<sup>th</sup> of each year is the Treasurer's warrant for the collection of taxes.

The duties of the Auditor are outlined in Title 12, Chapter 39 of the South Carolina Code of Law. Other responsibilities of the Auditor's Office include:

- Adding new taxable assets to the tax rolls;
- Working directly with a taxpayer to exempt, reduce, or withdraw property taxes;
- Generating abatements to issue refunds to taxpayers for overpayments;
- Calculating the debt millage for the County, fire districts, and school district; and
- Speaking publicly to inform, educate, and empower the citizenry to control their taxes as state law permits.

## Performance Measures

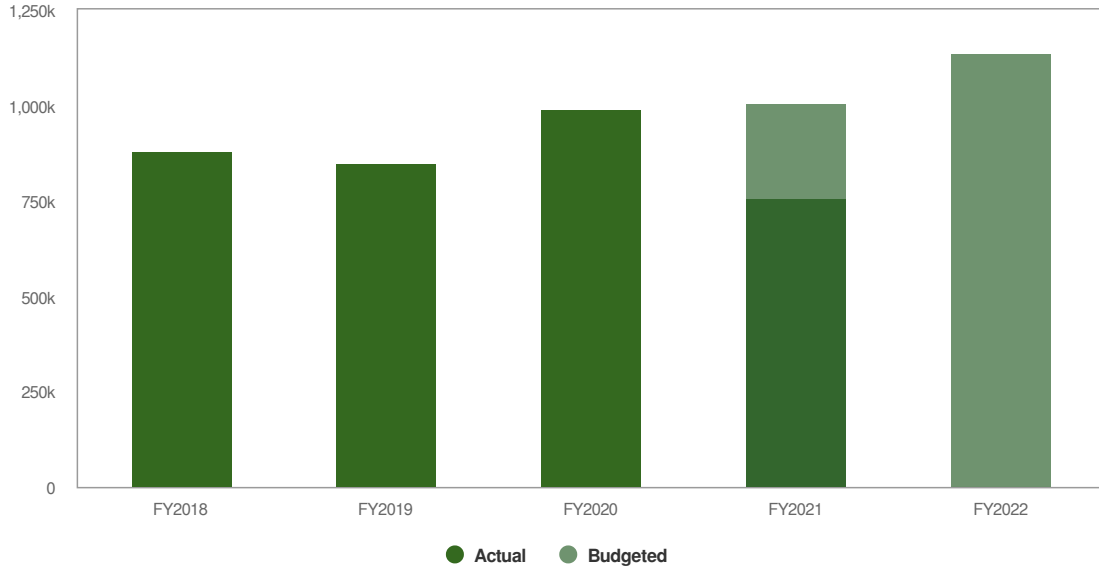
The Auditor's Office creates more than 375,000 tax notices per year that generate more than \$450 million dollars in revenue for the County, which is collected by the Beaufort County Treasurer's Office. During the budget assist, taxing authorities with tax revenue projections based on the taxable property asset based in the County and by statute establish the debt millage for the County and school district.

## Expenditures Summary

**\$1,136,470**    **\$130,841**  
(13.01% vs. prior year)

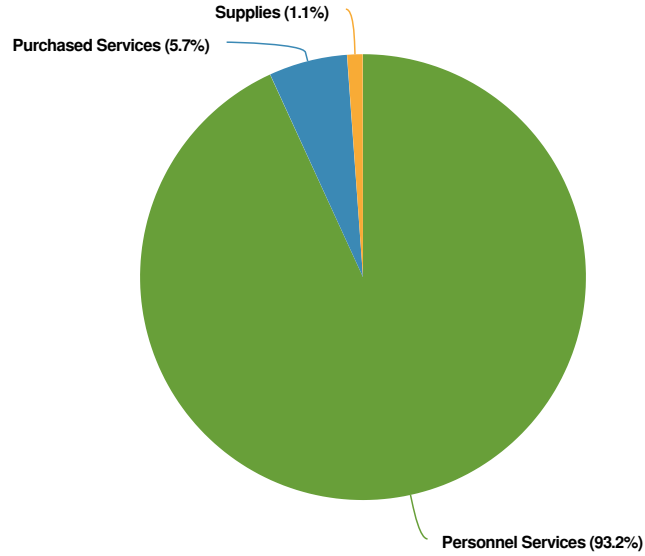


### Auditor Proposed and Historical Budget vs. Actual

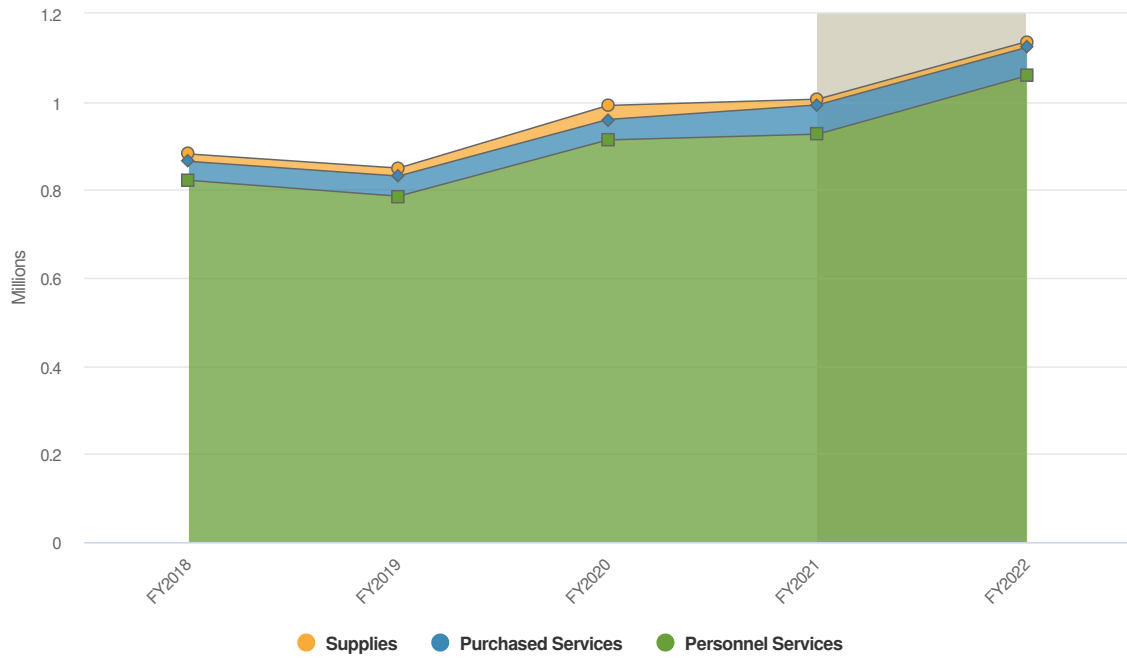


### Expenditures by Expense Type

#### Budgeted Expenditures by Expense Type



### Budgeted and Historical Expenditures by Expense Type



Grey background indicates budgeted figures.

Name	Account ID	FY2019 Actuals	FY2020 Actuals	FY2021 Adopted	FY2022 Proposed	FY2021 Adopted vs. FY2022 Proposed (\$ Change)
<b>Expense Objects</b>						
<b>Personnel Services</b>						
<b>General Government</b>						
Salaries & Wages	10001010-50020	\$638,741	\$741,679	\$760,715	\$850,830	\$90,115
Overtime	10001010-50060	\$5,888	\$3,548	\$2,000	\$2,000	\$0
Employer FICA	10001010-50100	\$38,773	\$44,891	\$47,289	\$52,751	\$5,462
Employer Medicare	10001010-50110	\$9,068	\$10,499	\$11,059	\$12,337	\$1,278
Employer SC Retirement	10001010-50120	\$92,757	\$112,511	\$105,052	\$140,898	\$35,846
<b>Total General Government:</b>		<b>\$785,227</b>	<b>\$913,128</b>	<b>\$926,115</b>	<b>\$1,058,816</b>	<b>\$132,701</b>
<b>Total Personnel Services:</b>		<b>\$785,227</b>	<b>\$913,128</b>	<b>\$926,115</b>	<b>\$1,058,816</b>	<b>\$132,701</b>
<b>Purchased Services</b>						
<b>General Government</b>						
Advertising	10001010-51000	\$449	\$49	\$1,000	\$1,000	\$0



Name	Account ID	FY2019 Actuals	FY2020 Actuals	FY2021 Adopted	FY2022 Proposed	FY2021 Adopted vs. FY2022 Proposed (\$ Change)
Printing	10001010-51010	\$3,443	\$1,252	\$19,000	\$19,000	\$0
Postage	10001010-51030	\$24,452	\$26,268	\$32,000	\$32,640	\$640
Telephone	10001010-51050			\$3,000		-\$3,000
Rental of Equipment	10001010-51140	\$1,359	\$2,199	\$2,264	\$2,264	\$0
Professional Services	10001010-51160	\$482		\$1,000	\$1,000	\$0
Vehicle Maintenance	10001010-51300	\$3,325	\$1,132	\$500	\$1,000	\$500
Books & Subscriptions	10001010-51310	\$4,981	\$3,234	\$4,000	\$4,000	\$0
Education & Training	10001010-51320	\$7,371	\$10,677	\$3,750	\$3,750	\$0
Insurance, Vehicles	10001010-51500		\$1,619			\$0
<b>Total General Government:</b>		<b>\$45,862</b>	<b>\$46,429</b>	<b>\$66,514</b>	<b>\$64,654</b>	<b>-\$1,860</b>
<b>Total Purchased Services:</b>		<b>\$45,862</b>	<b>\$46,429</b>	<b>\$66,514</b>	<b>\$64,654</b>	<b>-\$1,860</b>
<b>Supplies</b>						
<b>General Government</b>						
Supplies & Materials	10001010-52010	\$15,012	\$20,638	\$7,500	\$7,500	\$0
Fuels & Lubricants	10001010-52500	\$1,208	\$923	\$500	\$500	\$0
Equipment, Non-Capital	10001010-52612	\$1,837	\$10,281	\$5,000	\$5,000	\$0
<b>Total General Government:</b>		<b>\$18,057</b>	<b>\$31,842</b>	<b>\$13,000</b>	<b>\$13,000</b>	<b>\$0</b>
<b>Total Supplies:</b>		<b>\$18,057</b>	<b>\$31,842</b>	<b>\$13,000</b>	<b>\$13,000</b>	<b>\$0</b>
<b>Total Expense Objects:</b>		<b>\$849,146</b>	<b>\$991,398</b>	<b>\$1,005,629</b>	<b>\$1,136,470</b>	<b>\$130,841</b>



# Beaufort County Alcohol and Drug Abuse Department (BCADAD)

## Mission Statement

Our mission is to reduce the negative impact of alcohol and drugs in Beaufort County by providing its citizens with trauma-informed prevention, intervention, treatment, and recovery services.

## FY22 Goals and Objectives

1. Develop Department of Transportation (DOT) services to community employers.
  - a. Two (2) staff to be trained, tested, and certified as DOT assessors by August 31, 2021;
  - b. Advertise BCADAD services on the DOT website by September 30, 2021; and
  - c. Enhance BCADAD Marketing Plan to market at least three (3) industry representatives to alert them to the BCADAD services by June 30, 2022.
  
2. Enhance medication assisted treatment services either directly or through contract with a medical provider.
  - a. Apply for HRSA and SAMHSA Grants for \$3.65 million dollars by the start of the FY22 year; and
  - b. Negotiate with Comp Health to enhance medical and medication services to use either the SC-DAODAS State Opioid Response Grant or a HRSA/SAMHSA Grant to increase the scope of service beyond the use of only Suboxone by August 31, 2021, or Hire a grant funded Advanced Practice Registered Nurse with prescriptive authority to practice directly through BCADAD by October 31, 2021 (if awarded a HRSA or SAMHSA grant).

## Department Description:

The department has sixteen (16) full-time staff. The department has three (3) vacant, funded positions and two (2) vacant, unfunded. The department has administrative, clinical, and prevention components. We were established in 1974 under South Carolina law (Act 301 of 1973) to provide prevention, intervention, and/or to help individuals and families troubled by alcohol, tobacco or other drug related problems. The department now provides prevention, intervention, treatment, and recovery services. This department provides counseling to adolescents and adults from assessment to referral to Intensive Outpatient Services. The department has two locations; one in Beaufort and the other in Bluffton. Both locations are also Narcan distribution sites for patients and their support sources, or the community at large.

## Performance measures:

- a. Fifty-five percent (55%) of all patients will complete services, which is our goal. The national average is approximately 50% when you average residential, adolescent, and adult programs;
- b. The additional Adolescent Counselor requested will serve a minimum of 60 adolescents in the "Right Choices" program; and
- c. Provide Alcohol and Drug Treatment Services to 1,000 Adolescents and Adults during FY22.

## Budget highlights and special notes:

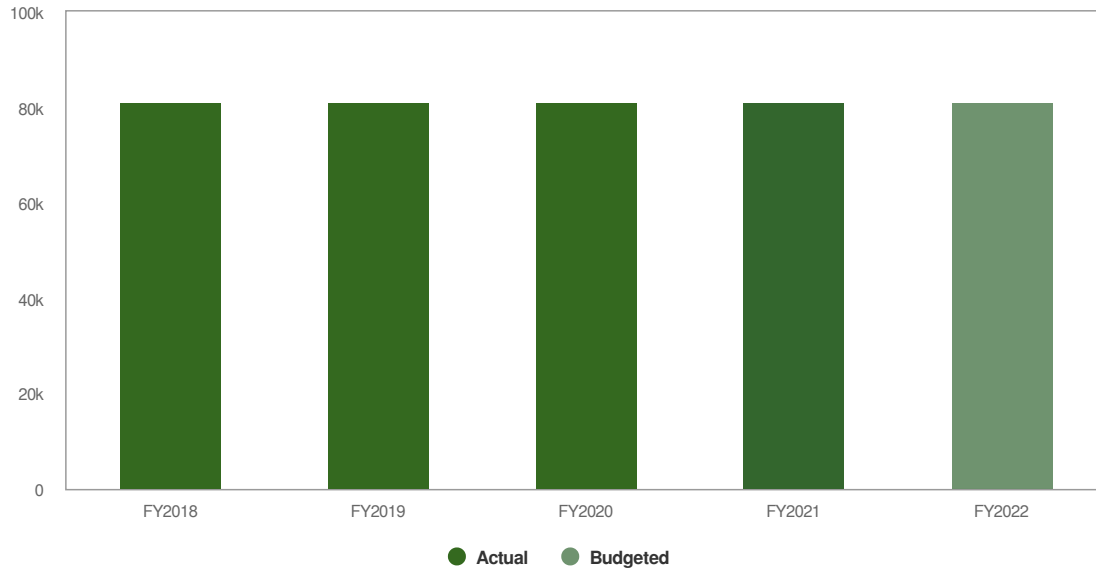
Our proposed budget is \$1,620,907, which is a reduction of \$124,407 from FY21. Grants requests that have been submitted are not reflected in our current budget with the exception of recurrent funds received to pay for three (3) current grant funded staff. The department has not yet been notified if recurrent funding will be provided.

## Expenditures Summary

**\$81,000** \$0  
(0% vs. prior year)

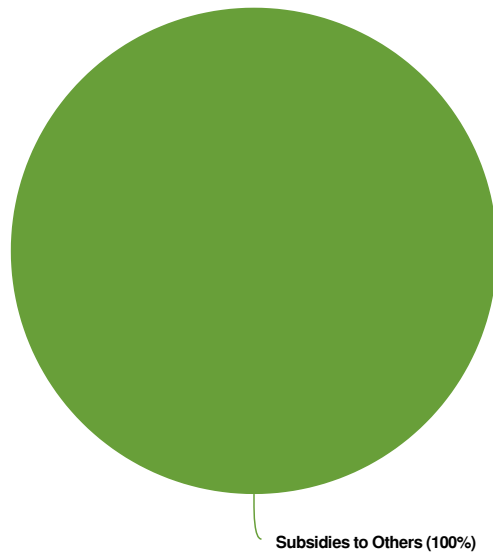


## Beaufort County Alcohol and Drug Abuse Department (BCADAD) Proposed and Historical Budget vs. Actual

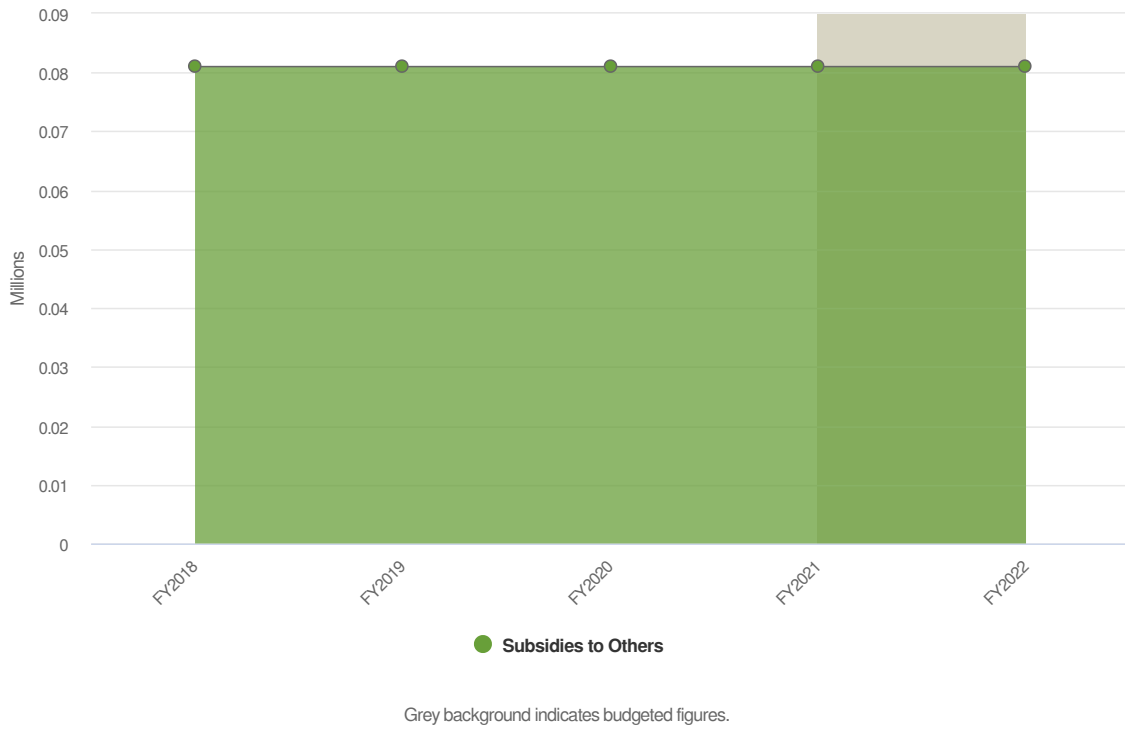


## Expenditures by Expense Type

### Budgeted Expenditures by Expense Type



### Budgeted and Historical Expenditures by Expense Type



Name	Account ID	FY2019 Actuals	FY2020 Actuals	FY2021 Adopted	FY2022 Proposed	FY2021 Adopted vs. FY2022 Proposed (\$ Change)
<b>Expense Objects</b>						
<b>Subsidies to Others</b>						
<b>Public Health</b>						
Direct Subsidies	10001498-55000	\$81,000	\$81,000	\$81,000	\$81,000	\$0
<b>Total Public Health:</b>		<b>\$81,000</b>	<b>\$81,000</b>	<b>\$81,000</b>	<b>\$81,000</b>	<b>\$0</b>
<b>Total Subsidies to Others:</b>		<b>\$81,000</b>	<b>\$81,000</b>	<b>\$81,000</b>	<b>\$81,000</b>	<b>\$0</b>
<b>Total Expense Objects:</b>		<b>\$81,000</b>	<b>\$81,000</b>	<b>\$81,000</b>	<b>\$81,000</b>	<b>\$0</b>



# Beaufort County Sheriff's Office

## Elected Office

The Beaufort County Sheriff's Office (BCSO) includes the divisions Emergency Management, Communications, and Traffic Management.

## Mission Statement

The primary mission of the Sheriff's Office is to provide a safe and secure environment for all Beaufort County residents and visitors.

## Goals and Objectives

The goals and objectives of this law enforcement agency will be accomplished through the enforcement of state and local laws along with community-involved policing.

## Elected Office Description

BCSO is a full-time law enforcement agency employing 341 full-time employees. The Communications Center received approximately 860,000 calls for service during the 2020 calendar year.

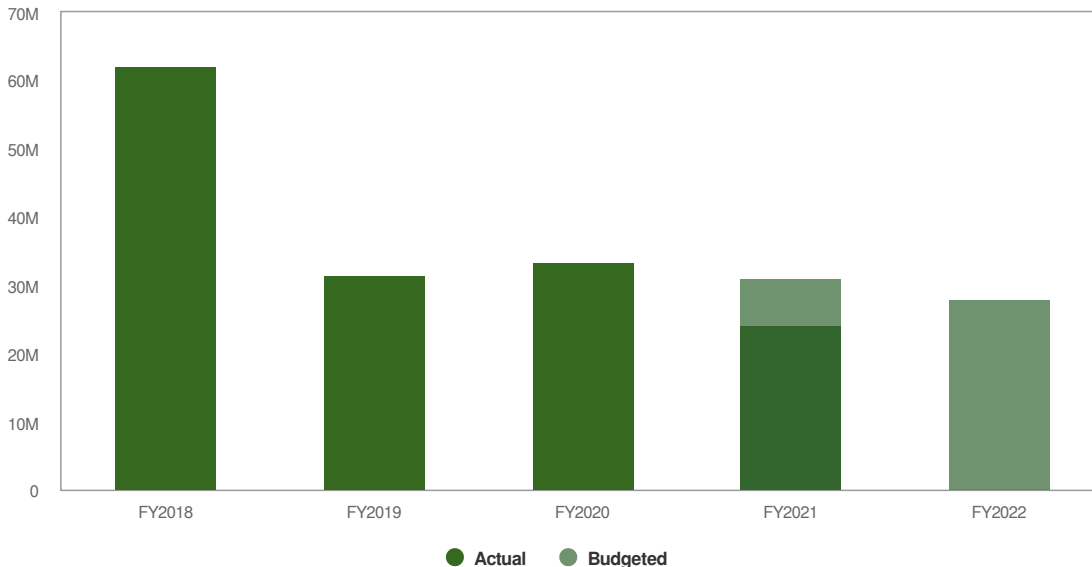
## Performance measures

The delivery of service indicated above is measured by our ability to quickly respond and provide law enforcement services that significantly improve the safety, well-being and quality of life for Beaufort County's residents and its visitors.

## Expenditures Summary

**\$27,947,144** **-\$3,128,937**  
(-10.07% vs. prior year)

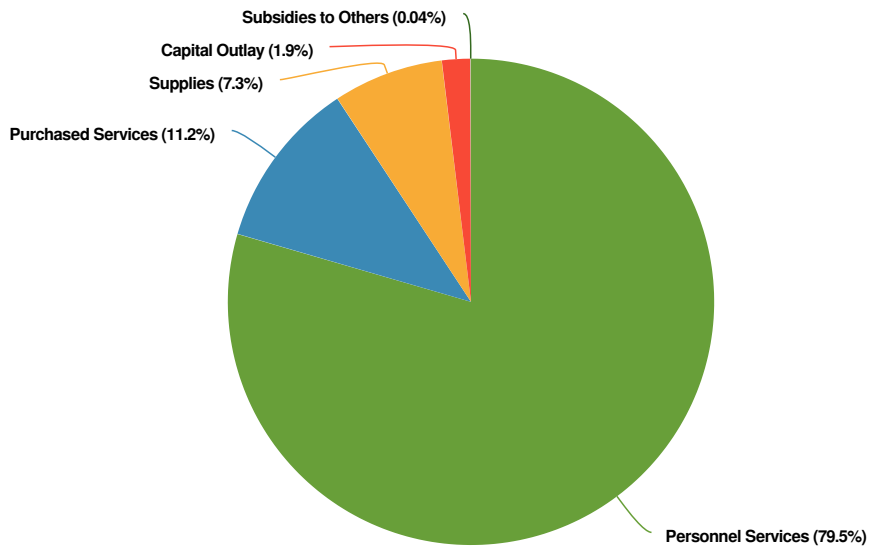
Beaufort County Sheriff's Office Proposed and Historical Budget vs. Actual



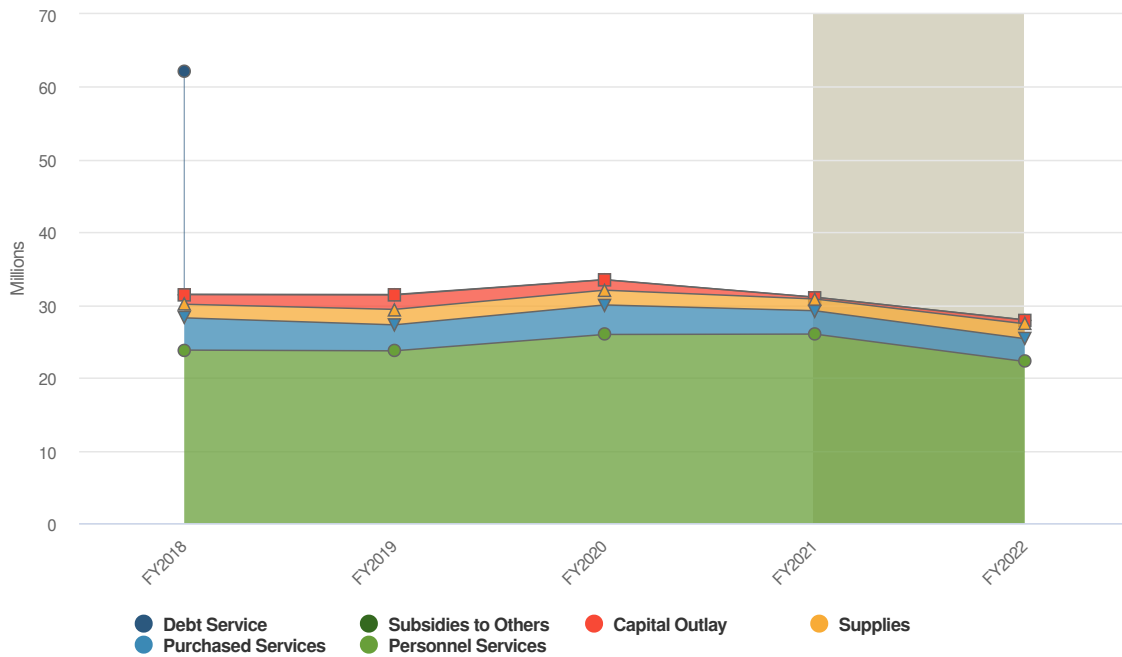


# Expenditures by Expense Type

## Budgeted Expenditures by Expense Type



## Budgeted and Historical Expenditures by Expense Type



Grey background indicates budgeted figures.



Name	Account ID	FY2019 Actuals	FY2020 Actuals	FY2021 Adopted	FY2022 Proposed	FY2021 Adopted vs. FY2022 Proposed (\$ Change)
<b>Expense Objects</b>						
<b>Personnel Services</b>						
<b>Public Safety</b>						
Salaries & Wages	10001200-50020	\$421	\$58			\$0
Overtime	10001200-50060		\$26			\$0
Employer FICA	10001200-50100	\$25	\$5			\$0
Employer Medicare	10001200-50110	\$6	\$1			\$0
Employer SC Retirement	10001200-50120		\$13			\$0
Employer PO Retirement	10001200-50130	\$73				\$0
Salaries & Wages	10001201-50020	\$5,372,694	\$6,091,906	\$6,189,365	\$6,218,153	\$28,788
Overtime	10001201-50060	\$213,090	\$158,381	\$165,429	\$161,177	-\$4,252
Overtime - Training	10001201-50080	\$4,227	\$4,304	\$4,500	\$5,896	\$1,396
Other Salaries & Wages	10001201-50091	\$450				\$0
Employer FICA	10001201-50100	\$335,284	\$374,789	\$394,277	\$395,884	\$1,607
Employer Medicare	10001201-50110	\$78,456	\$87,851	\$92,210	\$92,586	\$376
Employer SC Retirement	10001201-50120	\$186,713	\$232,074	\$220,085	\$263,621	\$43,536
Employer PO Retirement	10001201-50130	\$737,749	\$859,949	\$967,827	\$855,639	-\$112,188
Employee Recognition Award	10001201-50500	\$1,503	\$965	\$675	\$1,345	\$670
Salaries & Wages	10001202-50020	\$5,737,781	\$5,937,628	\$6,237,788	\$6,151,865	-\$85,923
Overtime	10001202-50060	\$325,136	\$283,768	\$342,022	\$277,034	-\$64,988
Overtime - Training	10001202-50080	\$44,575	\$33,338	\$36,750	\$36,750	\$0
Other Salaries & Wages	10001202-50091	\$228				\$0
Employer FICA	10001202-50100	\$367,355	\$376,067	\$403,714	\$400,637	-\$3,077
Employer Medicare	10001202-50110	\$85,890	\$87,952	\$94,417	\$93,697	-\$720
Employer SC Retirement	10001202-50120		\$554			\$0
Employer PO Retirement	10001202-50130	\$1,041,675	\$1,127,945	\$1,263,017	\$1,189,577	-\$73,440
Employee Recognition Award	10001202-50500		\$359	\$370	\$350	-\$20



Name	Account ID	FY2019 Actuals	FY2020 Actuals	FY2021 Adopted	FY2022 Proposed	FY2021 Adopted vs. FY2022 Proposed (\$ Change)
Salaries & Wages	10001203-50020	\$632,472	\$618,210	\$634,257	\$671,510	\$37,253
Overtime	10001203-50060	\$1,611				\$0
Overtime - Training	10001203-50080	\$634		\$0		\$0
Employer FICA	10001203-50100	\$38,111	\$37,247	\$39,324	\$41,634	\$2,310
Employer Medicare	10001203-50110	\$8,913	\$8,711	\$9,197	\$9,737	\$540
Employer PO Retirement	10001203-50130	\$108,436	\$111,642	\$122,031	\$122,484	\$453
Salaries & Wages	10001204-50020	\$2,356,058	\$2,518,100	\$2,555,862		-\$2,555,862
Overtime	10001204-50060	\$173,555	\$152,084	\$182,607		-\$182,607
Overtime - Training	10001204-50080	\$20,439	\$25,573	\$26,000		-\$26,000
Employer FICA	10001204-50100	\$153,031	\$162,427	\$166,498		-\$166,498
Employer Medicare	10001204-50110	\$35,813	\$37,945	\$38,939		-\$38,939
Employer SC Retirement	10001204-50120	\$15,796	\$19,407	\$19,770		-\$19,770
Employer PO Retirement	10001204-50130	\$415,969	\$463,922	\$493,193		-\$493,193
Employee Recognition Award	10001204-50500		\$216	\$220		-\$220
Salaries & Wages	10001205-50020	\$461,477	\$626,658	\$789,632	\$610,829	-\$178,803
Overtime	10001205-50060	\$35,348	\$29,973	\$43,927	\$55,391	\$11,464
Overtime - Training	10001205-50080	\$2,927	\$6,534	\$5,500	\$5,500	\$0
Personnel Cost Reimbursement	10001205-50090	-\$12,553	-\$4,613	\$0		\$0
Employer FICA	10001205-50100	\$30,226	\$39,839	\$53,538	\$46,647	-\$6,891
Employer Medicare	10001205-50110	\$7,069	\$9,318	\$12,252	\$10,640	-\$1,612
Employer PO Retirement	10001205-50130	\$85,231	\$120,254	\$150,657	\$122,522	-\$28,135
Employee Recognition Award	10001205-50500	\$117				\$0
Salaries & Wages	10001210-50020	\$485,834	\$538,660	\$522,389	\$526,127	\$3,738
Overtime	10001210-50060	\$7,371	\$7,705	\$7,418	\$7,640	\$222
Employer FICA	10001210-50100	\$29,963	\$33,169	\$32,848	\$33,394	\$546
Employer Medicare	10001210-50110	\$7,008	\$7,758	\$7,682	\$7,740	\$58



Name	Account ID	FY2019 Actuals	FY2020 Actuals	FY2021 Adopted	FY2022 Proposed	FY2021 Adopted vs. FY2022 Proposed (\$ Change)
Employer SC Retirement	10001210-50120	\$14,004	\$16,595	\$23,121	\$22,376	-\$745
Employer PO Retirement	10001210-50130	\$67,403	\$79,038	\$75,072	\$71,129	-\$3,943
Employee Recognition Awards	10001210-50500		\$349			\$0
Salaries & Wages	10001211-50020	\$476,258	\$623,788			\$0
Overtime	10001211-50060	\$288,954	\$312,199			\$0
Personnel Cost Reimbursement	10001211-50090	-\$29,395				\$0
Employer FICA	10001211-50100	\$46,402	\$56,911			\$0
Employer Medicare	10001211-50110	\$10,852	\$13,310			\$0
Employer SC Retirement	10001211-50120	\$47,968	\$67,298			\$0
Employer PO Retirement	10001211-50130	\$75,125	\$91,790			\$0
Salaries & Wages	10001212-50020	\$19,529	\$17,922	\$19,623		-\$19,623
Employer FICA	10001212-50100	\$1,170	\$1,071	\$1,181		-\$1,181
Employer Medicare	10001212-50110	\$274	\$252	\$279		-\$279
Employer PO Retirement	10001212-50130	\$3,317	\$3,269	\$3,564		-\$3,564
Salaries & Wages	10001220-50020	\$1,778,693	\$1,978,957	\$2,011,288	\$2,147,197	\$135,909
Overtime	10001220-50060	\$265,244	\$326,842	\$349,645	\$364,823	\$15,178
Employer FICA	10001220-50100	\$122,065	\$137,695	\$146,378	\$155,745	\$9,367
Employer Medicare	10001220-50110	\$28,547	\$32,203	\$34,234	\$36,424	\$2,190
Employer SC Retirement	10001220-50120	\$296,489	\$355,033	\$390,970	\$390,870	-\$100
Employer PO Retirement	10001220-50130	\$45				\$0
Employee Recognition Award	10001220-50500		\$56	\$55	\$400	\$345
Salaries & Wages	10001240-50020	\$436,194	\$481,021	\$477,782	\$491,352	\$13,570
Overtime	10001240-50060	\$7,796	\$5,917	\$6,803	\$7,053	\$250
Employer FICA	10001240-50100	\$26,806	\$29,425	\$30,044	\$30,901	\$857
Employer Medicare	10001240-50110	\$6,269	\$6,882	\$6,094	\$6,282	\$188
Employer SC Retirement	10001240-50120	\$55,446	\$64,649	\$80,247	\$67,416	-\$12,831



Name	Account ID	FY2019 Actuals	FY2020 Actuals	FY2021 Adopted	FY2022 Proposed	FY2021 Adopted vs. FY2022 Proposed (\$ Change)
Employer PO Retirement	10001240-50130	\$11,087	\$12,084	\$12,378	\$11,881	-\$497
<b>Total Public Safety:</b>		<b>\$23,690,730</b>	<b>\$25,943,228</b>	<b>\$25,994,945</b>	<b>\$22,219,855</b>	<b>-\$3,775,090</b>
<b>Total Personnel Services:</b>		<b>\$23,690,730</b>	<b>\$25,943,228</b>	<b>\$25,994,945</b>	<b>\$22,219,855</b>	<b>-\$3,775,090</b>
<b>Purchased Services</b>						
<b>Public Safety</b>						
Postage	10001200-51030	\$2,725	\$831	\$900	\$670	-\$230
Equipment Maintenance	10001200-51120	\$15,087				\$0
Professional Services	10001200-51160		\$37	\$0	\$1,500	\$1,500
Vehicle Maintenance	10001200-51300	\$7,539	\$6,353	\$3,375	\$2,650	-\$725
Books & Subscriptions	10001200-51310	\$2,000	\$2,000	\$2,000	\$2,200	\$200
Education & Training	10001200-51320	\$193	\$353	\$200	\$1,000	\$800
Insurance, Vehicles	10001200-51500		\$7,231			\$0
Advertising	10001201-51000	\$3,880	\$1,760	\$2,200	\$2,112	-\$88
Printing	10001201-51010	\$4,364	\$961	\$1,200	\$6,406	\$5,206
Postage	10001201-51030	\$9,247	\$9,333	\$9,400	\$13,419	\$4,019
Licenses & Permits	10001201-51040			\$0	\$200	\$200
Telephone	10001201-51050	\$46,330	\$36,823	\$37,600	\$44,106	\$6,506
Maintenance Contracts	10001201-51110	\$44,945	\$90,510	\$1,472,131	\$151,137	-\$1,320,994
Equipment Maintenance	10001201-51120	\$11,677	\$8,301	\$6,848	\$22,300	\$15,452
Rental of Equipment	10001201-51140	\$13,360	\$13,820	\$12,900	\$13,150	\$250
Professional Services	10001201-51160	\$8,354	\$7,540	\$21,300	\$16,670	-\$4,630
Non-Professional Services	10001201-51170	\$42,490	\$75,197	\$42,000	\$49,000	\$7,000
Vehicle Maintenance	10001201-51300	\$173,579	\$137,275	\$90,276	\$15,000	-\$75,276
Books & Subscriptions	10001201-51310	\$14,234	\$20,604	\$22,162	\$25,893	\$3,731
Education & Training	10001201-51320	\$54,284	\$33,938	\$5,000	\$15,000	\$10,000
Travel	10001201-5132A	\$28	\$301	\$300	\$300	\$0



Name	Account ID	FY2019 Actuals	FY2020 Actuals	FY2021 Adopted	FY2022 Proposed	FY2021 Adopted vs. FY2022 Proposed (\$ Change)
Insurance, Vehicles	10001201-51500		\$66,289			\$0
Bonding	10001201-51530	\$3,395	\$930	\$930	\$1,950	\$1,020
Other Salaries & Wages	10001201-51990		-\$479			\$0
Printing	10001202-51010	\$3,873	\$2,076	\$2,321	\$5,300	\$2,979
Postage	10001202-51030	\$126	\$101	\$101		-\$101
Telephone	10001202-51050	\$39,952	\$46,702	\$47,546	\$47,546	\$0
Maintenance Contracts	10001202-51110	\$27,438	\$19,635	\$20,224	\$7,500	-\$12,724
Equipment Maintenance	10001202-51120	\$1,429	\$1,336	\$1,651		-\$1,651
Facilities Maintenance	10001202-51130	\$775				\$0
Rental of Equipment	10001202-51140	\$420		\$0	\$900	\$900
Rental of Buildings	10001202-51150	\$26,400	\$26,400	\$26,400	\$30,591	\$4,191
Non-Professional Services	10001202-51170	\$2,478	\$7,541	\$7,100	\$22,350	\$15,250
Vehicle Maintenance	10001202-51300	\$388,242	\$372,713	\$292,599	\$151,566	-\$141,033
Books & Subscriptions	10001202-51310	\$4,773	\$4,137	\$4,198	\$3,500	-\$698
Education & Training	10001202-51320	\$38,436	\$38,139	\$5,000	\$15,000	\$10,000
Travel	10001202-5132A	\$2,913	\$1,108	\$750	\$750	\$0
Insurance, Vehicles	10001202-51500		\$117,716			\$0
Bonding	10001202-51530	\$100	\$2,945	\$2,950	\$2,950	\$0
Other Salaries & Wages	10001202-51990		-\$50			\$0
K-9 Unit	10001202-51991	\$23,244	\$5,855	\$4,225	\$12,760	\$8,535
Special Response Team	10001202-51992			\$0	\$740	\$740
Hostage Negotiation Team	10001202-51996	\$316		\$0	\$2,286	\$2,286
Postage	10001203-51030		\$184			\$0
Telephone	10001203-51050	\$3,115	\$1,518	\$1,606	\$1,606	\$0
Maintenance Contracts	10001203-51110	\$75,185	\$76,500	\$78,413	\$82,000	\$3,587
Equipment Maintenance	10001203-51120	\$155	\$150	\$155	\$1,200	\$1,045



Name	Account ID	FY2019 Actuals	FY2020 Actuals	FY2021 Adopted	FY2022 Proposed	FY2021 Adopted vs. FY2022 Proposed (\$ Change)
Rental of Buildings	10001203-51150		\$700			\$0
Professional Services	10001203-51160	\$27,466	\$22,406	\$27,438	\$11,500	-\$15,938
Non-Professional Services	10001203-51170		\$1,612	\$1,650	\$1,100	-\$550
Vehicle Maintenance	10001203-51300	\$4,122	\$7,405	\$5,973	\$400	-\$5,573
Books & Subscriptions	10001203-51310	\$1,556	\$1,600	\$1,920	\$1,600	-\$320
Education & Training	10001203-51320	\$12,061	\$6,366	\$5,000	\$15,000	\$10,000
Insurance, Vehicles	10001203-51500		\$2,139			\$0
Printing	10001204-51010	\$191	\$198	\$0		\$0
Telephone	10001204-51050	\$14,580	\$15,654	\$16,047		-\$16,047
Maintenance Contracts	10001204-51110	\$558	\$260	\$260		-\$260
Rental of Equipment	10001204-51140		\$727	\$745		-\$745
Rental of Buildings	10001204-51150	\$32,668	\$460	\$460		-\$460
Professional Services	10001204-51160	\$2,336				\$0
Professional Services	10001204-51170	\$8,261	\$722	\$744		-\$744
Vehicle Maintenance	10001204-51300	\$89,601	\$49,227	\$52,218		-\$52,218
Books & Subscriptions	10001204-51310	\$965	\$1,568	\$1,600		-\$1,600
Education & Training	10001204-51320	\$17,977	\$12,070	\$5,000		-\$5,000
Insurance, Vehicles	10001204-51500		\$29,011			\$0
K-9 Unit	10001204-51991	\$503		\$400		-\$400
Advertising	10001205-51000				\$150	\$150
Printing	10001205-51010		\$779	\$0	\$300	\$300
Postage	10001205-51030	\$200	\$133	\$137	\$350	\$213
Telephone	10001205-51050	\$5,105	\$4,889	\$4,850	\$8,250	\$3,400
Maintenance Contracts	10001205-51110	\$17,774	\$6,085	\$8,558	\$12,000	\$3,442
Equipment Maintenance	10001205-51120	\$1,830	\$787	\$800	\$5,500	\$4,700
Non-Professional Services	10001205-51170	\$977	\$2,427	\$2,000	\$5,000	\$3,000



Name	Account ID	FY2019 Actuals	FY2020 Actuals	FY2021 Adopted	FY2022 Proposed	FY2021 Adopted vs. FY2022 Proposed (\$ Change)
Vehicle Maintenance	10001205-51300	\$49,186	\$41,548	\$42,679	\$5,000	-\$37,679
Books & Subscriptions	10001205-51310	\$2,564	\$1,275	\$1,225	\$5,200	\$3,975
Education & Training	10001205-51320	\$13,767	\$11,214	\$5,000	\$5,000	\$0
Undercover Funds	10001205-51330	\$15,000	\$10,000			\$0
Insurance, Vehicles	10001205-51500		\$30,211			\$0
K-9 Unit	10001205-51991	\$4,550			\$1,500	\$1,500
SWAT	10001205-51992				\$25,000	\$25,000
Printing	10001210-51010	\$613	\$1,843	\$1,850	\$500	-\$1,350
Postage	10001210-51030	\$370	\$267	\$270		-\$270
Telephone	10001210-51050	\$7,089	\$7,369	\$7,429	\$7,800	\$371
Maintenance Contracts	10001210-51110	\$15,702	\$27,424	\$28,247	\$28,166	-\$81
Equipment Maintenance	10001210-51120	\$88,488	\$156,061	\$117,690	\$0	-\$117,690
Equipment Maintenance (Aviation)	10001210-51121				\$115,000	\$115,000
Rental of Equipment	10001210-51140	\$2,966	\$2,990	\$0	\$3,000	\$3,000
Professional Services	10001210-51160		\$7,500	\$0		\$0
Non-Professional Services	10001210-51170		\$49,650	\$980	\$11,100	\$10,120
Vehicle Maintenance	10001210-51300	\$6,689	\$15,636	\$9,988	\$325	-\$9,663
Books & Subscriptions	10001210-51310	\$5,550	\$8,442	\$8,200	\$8,240	\$40
Education & Training	10001210-51320	\$9,596	\$10,100	\$5,000	\$5,000	\$0
Insurance, Vehicles	10001210-51500		\$6,151			\$0
Insurance, Buildings & Contents	10001210-51510		\$505			\$0
Equipment Maintenance	10001211-51120		\$6,565			\$0
Facilities Maintenance	10001211-51130		\$118,896	\$0		\$0
Rental of Equipment	10001211-51140	\$2,626	\$4,504			\$0
Rental of Buildings	10001211-51150	\$500	\$600			\$0
Professional Services	10001211-51160	\$3,379	\$10,903			\$0





Name	Account ID	FY2019 Actuals	FY2020 Actuals	FY2021 Adopted	FY2022 Proposed	FY2021 Adopted vs. FY2022 Proposed (\$ Change)
Non-Professional Services	10001211-51170	\$1,868	\$8,800	\$0		\$0
Education & Training	10001211-51320	\$19,691	\$56,750			\$0
Printing	10001220-51010	\$196	\$304	\$313		-\$313
Postage	10001220-51030		\$34			\$0
Licenses & Permits	10001220-51040		\$18,625	\$18,625	\$18,625	\$0
Telephone	10001220-51050	\$94,151	\$85,559	\$88,961	\$91,634	\$2,673
Maintenance Contracts	10001220-51110	\$1,732,342	\$1,726,107	\$385,117	\$1,821,532	\$1,436,415
Equipment Maintenance	10001220-51120	\$2,958	\$1,918	\$852	\$50,300	\$49,448
Rental of Equipment	10001220-51140	\$2,888	\$3,342	\$2,796	\$4,100	\$1,304
Professional Services	10001220-51160	\$3,977	\$13,165	\$14,065	\$23,200	\$9,135
Non-Professional Services	10001220-51170	\$1,875		\$0		\$0
Vehicle Maintenance	10001220-51300	\$10,133	\$5,245	\$4,771	\$1,000	-\$3,771
Books & Subscriptions	10001220-51310	\$2,509	\$1,743	\$1,750	\$8,500	\$6,750
Education & Training	10001220-51320	\$16,750	\$11,638	\$6,145	\$8,000	\$1,855
Insurance, Vehicles	10001220-51500		\$896			\$0
Insurance, Buildings & Contents	10001220-51510		\$94,531			\$0
Postage	10001240-51030	\$119	\$136	\$140	\$200	\$60
Licenses & Permits	10001240-51040		\$665			\$0
Telephone	10001240-51050	\$45,279	\$28,832	\$33,514	\$45,000	\$11,486
Equipment Maintenance	10001240-51120	\$52,428	\$36,786	\$39,000	\$12,000	-\$27,000
Non-Professional Services	10001240-51170	\$9,464		\$15,000	\$150	-\$14,850
Vehicle Maintenance	10001240-51300	\$11,078	\$18,713	\$13,572	\$3,000	-\$10,572
Books & Subscriptions	10001240-51310		\$200	\$200	\$200	\$0
Education & Training	10001240-51320	\$2,650	\$74	\$500		-\$500
Insurance, Vehicles	10001240-51500		\$6,244			\$0
<b>Total Public Safety:</b>		<b>\$3,574,799</b>	<b>\$4,061,796</b>	<b>\$3,215,640</b>	<b>\$3,142,630</b>	<b>-\$73,010</b>



Name	Account ID	FY2019 Actuals	FY2020 Actuals	FY2021 Adopted	FY2022 Proposed	FY2021 Adopted vs. FY2022 Proposed (\$ Change)
<b>Total Purchased Services:</b>		<b>\$3,574,799</b>	<b>\$4,061,796</b>	<b>\$3,215,640</b>	<b>\$3,142,630</b>	<b>-\$73,010</b>
<b>Supplies</b>						
<b>Public Safety</b>						
Supplies & Materials	10001200-52010	\$1,859	\$398	\$400	\$500	\$100
Uniforms	10001200-52050		\$1,040			\$0
Supplies & Materials	10001201-52010	\$112,817	\$109,703	\$76,150	\$90,800	\$14,650
Uniforms	10001201-52050	\$131,558	\$77,787	\$71,000	\$115,733	\$44,733
Fuels & Lubricants	10001201-52500	\$131,212	\$114,323	\$0	\$110,000	\$110,000
Equipment, Non-Capital	10001201-52612	\$94,486	\$233,537	\$47,000	\$220,000	\$173,000
Supplies & Materials	10001202-52010	\$25,650	\$12,477	\$13,014	\$20,382	\$7,368
Uniforms	10001202-52050	\$189,030	\$138,169	\$137,764	\$185,310	\$47,546
Fuels & Lubricants	10001202-52500	\$382,473	\$344,226	\$394,458	\$394,958	\$500
Equipment, Non-Capital	10001202-52612	\$45,876	\$85,446	\$10,645	\$96,365	\$85,720
Supplies & Materials	10001203-52010	\$143,481	\$101,513	\$109,073	\$180,000	\$70,927
Uniforms	10001203-52050	\$7,141	\$6,363	\$7,450	\$12,800	\$5,350
Fuels & Lubricants	10001203-52500	\$11,705	\$6,952	\$7,800	\$9,000	\$1,200
Equipment, Non-Capital	10001203-52612	\$6,794	\$17,196	\$0	\$38,200	\$38,200
Supplies & Materials	10001204-52010	\$6,743	\$15,138	\$12,965		-\$12,965
Uniforms	10001204-52050	\$62,956	\$17,968	\$20,919		-\$20,919
Fuels & Lubricants	10001204-52500	\$150,945	\$126,149	\$139,399		-\$139,399
Equipment, Non-Capital	10001204-52612	\$12,355	\$26,229	\$0		\$0
Supplies & Materials	10001205-52010	\$45,663	\$82,046	\$56,450	\$6,450	-\$50,000
Uniforms	10001205-52050	\$20,360	\$12,025	\$13,000	\$22,972	\$9,972
Fuels & Lubricants	10001205-52500	\$15,740	\$18,374	\$17,771	\$24,000	\$6,229
Equipment, Non-Capital	10001205-52612	\$3,872	\$2,566	\$125	\$15,270	\$15,145
Supplies & Materials	10001210-52010	\$13,303	\$28,242	\$29,200	\$40,700	\$11,500



Name	Account ID	FY2019 Actuals	FY2020 Actuals	FY2021 Adopted	FY2022 Proposed	FY2021 Adopted vs. FY2022 Proposed (\$ Change)
Uniforms	10001210-52050	\$1,705	\$3,482	\$4,326	\$8,980	\$4,654
Fuels & Lubricants	10001210-52500	\$11,128	\$7,922	\$9,422	\$9,422	\$0
Equipment, Non-Capital	10001210-52612	\$9,909	\$19,697	\$3,268	\$14,800	\$11,532
Supplies & Materials	10001211-52010	\$3,559	\$4,157	\$0		\$0
Fuels & Lubricants	10001211-52500	\$689	\$1,913			\$0
Equipment, Non-Capital	10001211-52612	\$2,201	\$908			\$0
Supplies & Materials	10001220-52010	\$13,152	\$11,855	\$13,600	\$9,200	-\$4,400
Uniforms	10001220-52050	\$15,419	\$3,011	\$5,000	\$17,500	\$12,500
Fuels & Lubricants	10001220-52500	\$630	\$604	\$795	\$795	\$0
Equipment, Non-Capital	10001220-52612	\$8,080	\$10,096	\$2,629	\$2,379	-\$250
Supplies & Materials	10001240-52010	\$129,303	\$78,456	\$92,950	\$90,000	-\$2,950
Uniforms	10001240-52050	\$2,643	\$2,822	\$2,700	\$4,095	\$1,395
Fuels & Lubricants	10001240-52500	\$14,984	\$12,099	\$13,943	\$13,943	\$0
Equipment, Non-Capital	10001240-52612	\$298,156	\$295,030	\$304,127	\$295,325	-\$8,802
<b>Total Public Safety:</b>		<b>\$2,127,575</b>	<b>\$2,029,920</b>	<b>\$1,617,343</b>	<b>\$2,049,879</b>	<b>\$432,536</b>
<b>Total Supplies:</b>		<b>\$2,127,575</b>	<b>\$2,029,920</b>	<b>\$1,617,343</b>	<b>\$2,049,879</b>	<b>\$432,536</b>
<b>Capital Outlay</b>						
<b>Public Safety</b>						
Vehicles	10001201-54000	\$185,882	\$175,521	\$0		\$0
Equipment, Capital	10001201-54200	\$8,783	\$95,371	\$181,230		-\$181,230
Buildings & Improvements	10001201-54420			\$0	\$112,400	\$112,400
Vehicles	10001202-54000	\$639,774	\$291,073		\$412,380	\$412,380
Equipment, Capital	10001202-54200	\$23,006	\$20,258	\$18,423	\$0	-\$18,423
Equipment, Capital	10001203-54200	\$5,268	\$44,247	\$10,000	\$0	-\$10,000
Buildings & Improvements	10001203-54420		\$31,392	\$0		\$0
Vehicles	10001204-54000	\$122,395	\$129,716			\$0



Name	Account ID	FY2019 Actuals	FY2020 Actuals	FY2021 Adopted	FY2022 Proposed	FY2021 Adopted vs. FY2022 Proposed (\$ Change)
Equipment, Capital	10001204-54200		\$10,705	\$5,000		-\$5,000
Vehicles	10001205-54000	\$42,883	-\$217			\$0
Equipment, Capital	10001205-54200	\$63,485		\$0		\$0
Vehicles	10001210-54000	\$40,630				\$0
Equipment, Capital	10001210-54200	\$68,530	\$64,134	\$15,000		-\$15,000
Equipment, Capital	10001211-54200	\$20,477	\$245,585			\$0
Vehicles	10001220-54000	\$158,215				\$0
Equipment, Capital	10001220-54200	\$597,722	\$178,306	\$8,500	\$0	-\$8,500
Vehicles	10001240-54000		\$43,319			\$0
Equipment, Capital	10001240-54200	\$9,169	\$104,440			\$0
<b>Total Public Safety:</b>		<b>\$1,986,218</b>	<b>\$1,433,849</b>	<b>\$238,153</b>	<b>\$524,780</b>	<b>\$286,627</b>
<b>Total Capital Outlay:</b>		<b>\$1,986,218</b>	<b>\$1,433,849</b>	<b>\$238,153</b>	<b>\$524,780</b>	<b>\$286,627</b>
<b>Subsidies to Others</b>						
<b>Public Safety</b>						
Direct Subsidies	10001210-55000	\$10,000	\$10,000	\$10,000	\$10,000	\$0
Direct Subsidies	10001220-55000	\$50,000				\$0
<b>Total Public Safety:</b>		<b>\$60,000</b>	<b>\$10,000</b>	<b>\$10,000</b>	<b>\$10,000</b>	<b>\$0</b>
<b>Total Subsidies to Others:</b>		<b>\$60,000</b>	<b>\$10,000</b>	<b>\$10,000</b>	<b>\$10,000</b>	<b>\$0</b>
<b>Total Expense Objects:</b>		<b>\$31,439,322</b>	<b>\$33,478,794</b>	<b>\$31,076,081</b>	<b>\$27,947,144</b>	<b>-\$3,128,937</b>



## Broadcast Services

### Mission Statement

The County Channel supports Beaufort County's priority of open government by not only providing transparency into its proceedings on cable television and the internet, but also by giving the public access to information and a variety of programming about government services, public safety, arts and culture, education, local happenings, current events, and the environment.

### Goals and Objectives

1. To complete the Swagit transition and build viewership;
2. To enhance our weather coverage with daily weather graphics and a more active hurricane coverage response with maps and analysis; and
3. Complete the addition of Bluffton Town Council to Broadcast, Video-On-Demand and streaming systems.

### Department Description

Broadcast Services provides television and online coverage of most county meetings both live, replayed and online. We also provide Audio/Visual assistance to the Department of Special Needs (DSN), Libraries, County Courthouse and assist with the EMD in Emergency Situations. In addition to meetings, we also provide coverage of community events.

### Performance measures

Broadcast Services has five (5) full-time employees. We serve three (3) cable companies with a combined viewership of 189,000 residents. We use Swagit analytics, YouTube analytics and Facebook Analytics to evaluate performance. We also get analytics through Live 365 for County Channel Radio.

### Budget highlights and special notes

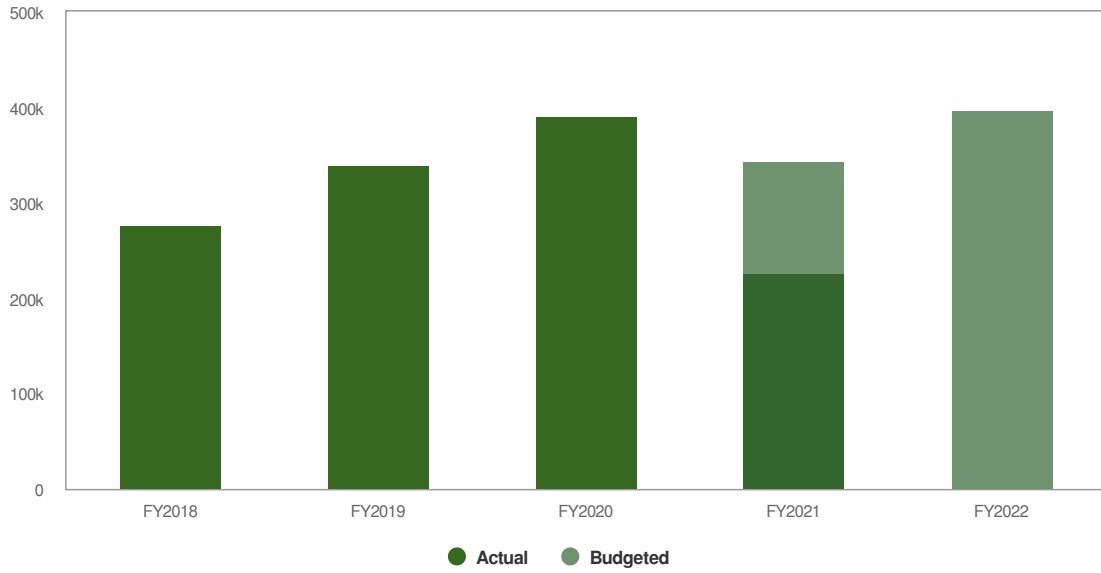
Broadcast Services has included additional funds to support A/V support for the Council Chambers and Executive Conference Room (ECR). Professional services have also increased as we require more funds for Video-On-Demand and licensing. We are currently upgrading our switchers from Windows 7 to Current Operating Systems.

## Expenditures Summary

**\$398,429**    **\$53,967**  
(15.67% vs. prior year)

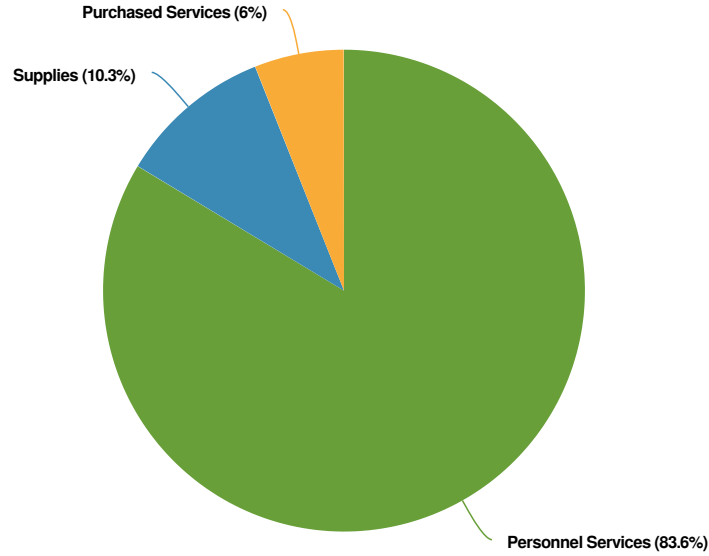


### Broadcast Services Proposed and Historical Budget vs. Actual

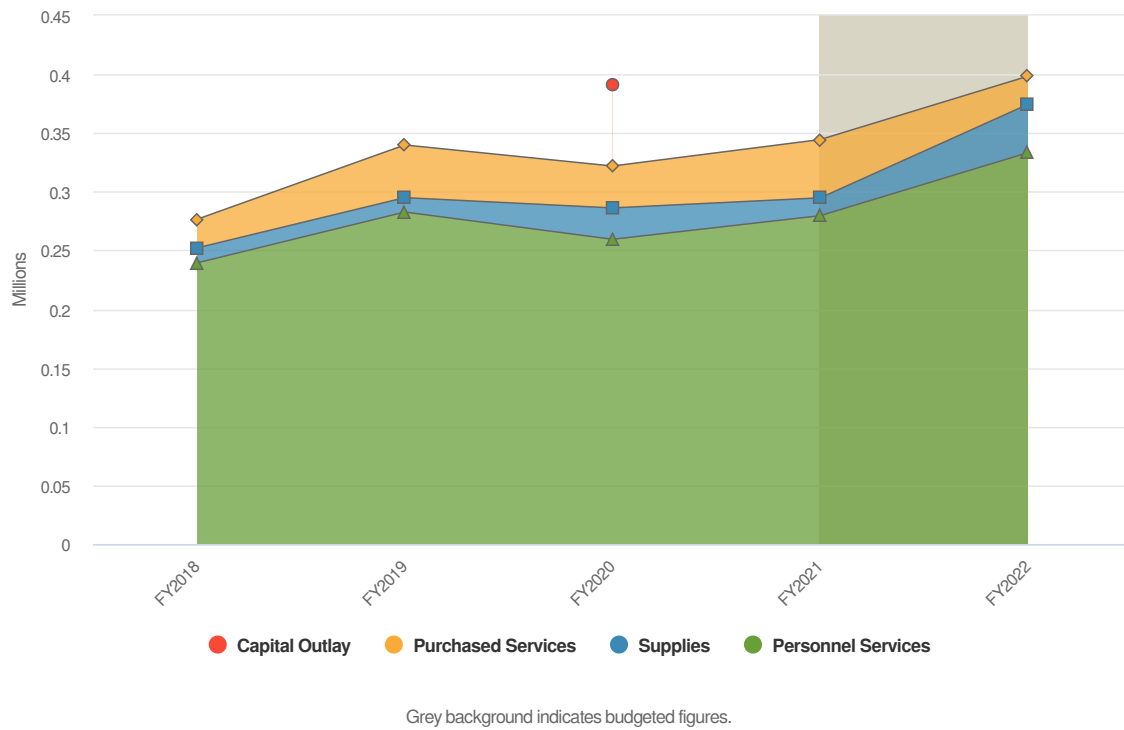


### Expenditures by Expense Type

#### Budgeted Expenditures by Expense Type



### Budgeted and Historical Expenditures by Expense Type



Name	Account ID	FY2019 Actuals	FY2020 Actuals	FY2021 Adopted	FY2022 Proposed	FY2021 Adopted vs. FY2022 Proposed (\$ Change)
<b>Expense Objects</b>						
<b>Personnel Services</b>						
<b>General Government</b>						
Salaries & Wages	10001102-50020	\$232,129	\$211,021	\$230,379	\$260,318	\$29,939
Overtime	10001102-50060		\$679	\$0	\$8,000	\$8,000
Employer FICA	10001102-50100	\$13,966	\$12,709	\$14,283	\$16,636	\$2,353
Employer Medicare	10001102-50110	\$3,266	\$2,972	\$3,340	\$3,891	\$551
Employer SC Retirement	10001102-50120	\$33,357	\$32,126	\$31,632	\$44,434	\$12,802
<b>Total General Government:</b>		<b>\$282,718</b>	<b>\$259,507</b>	<b>\$279,634</b>	<b>\$333,279</b>	<b>\$53,645</b>
<b>Total Personnel Services:</b>		<b>\$282,718</b>	<b>\$259,507</b>	<b>\$279,634</b>	<b>\$333,279</b>	<b>\$53,645</b>
<b>Purchased Services</b>						
<b>General Government</b>						
Postage	10001102-51030	\$222	\$168	\$250	\$250	\$0



Name	Account ID	FY2019 Actuals	FY2020 Actuals	FY2021 Adopted	FY2022 Proposed	FY2021 Adopted vs. FY2022 Proposed (\$ Change)
Telephone	10001102-51050			\$8,175		-\$8,175
Equipment Maintenance	10001102-51120	\$11,246	\$2,310	\$9,500	\$9,500	\$0
Rental of Equipment	10001102-51140	\$996	\$965	\$1,000	\$1,000	\$0
Professional Services	10001102-51160	\$28,596	\$25,922	\$27,000	\$12,000	-\$15,000
Interns, Students, Trainees	10001102-51180		\$25	\$25	\$500	\$475
Vehicle Maintenance	10001102-51300	\$3,310	\$1,860	\$3,200	\$200	-\$3,000
Books & Subscriptions	10001102-51310	\$490	\$391	\$500	\$500	\$0
Insurance, Vehicles	10001102-51500		\$4,052			\$0
<b>Total General Government:</b>		<b>\$44,859</b>	<b>\$35,693</b>	<b>\$49,650</b>	<b>\$23,950</b>	<b>-\$25,700</b>
<b>Total Purchased Services:</b>		<b>\$44,859</b>	<b>\$35,693</b>	<b>\$49,650</b>	<b>\$23,950</b>	<b>-\$25,700</b>
<b>Supplies</b>						
<b>General Government</b>						
Supplies & Materials	10001102-52010	\$7,938	\$3,263	\$3,478	\$4,000	\$522
Fuels & Lubricants	10001102-52500	\$2,259	\$1,316	\$4,000	\$4,000	\$0
Equipment, Non-Capital	10001102-52612	\$2,059	\$22,135	\$7,700	\$33,200	\$25,500
<b>Total General Government:</b>		<b>\$12,257</b>	<b>\$26,714</b>	<b>\$15,178</b>	<b>\$41,200</b>	<b>\$26,022</b>
<b>Total Supplies:</b>		<b>\$12,257</b>	<b>\$26,714</b>	<b>\$15,178</b>	<b>\$41,200</b>	<b>\$26,022</b>
<b>Capital Outlay</b>						
<b>General Government</b>						
Vehicles	10001102-54000		\$23,641			\$0
Equipment, Capital	10001102-54200		\$45,550			\$0
<b>Total General Government:</b>			<b>\$69,191</b>			<b>\$0</b>
<b>Total Capital Outlay:</b>			<b>\$69,191</b>			<b>\$0</b>
<b>Total Expense Objects:</b>		<b>\$339,835</b>	<b>\$391,105</b>	<b>\$344,462</b>	<b>\$398,429</b>	<b>\$53,967</b>





# Building Codes

## Mission Statement

Protect the lives and safety of the residents and visitors of Beaufort County, promoting and contributing to economic growth within our community; To effectively enforce all state-mandated building codes and other development related to local ordinances to ensure the public's health and welfare from hazards arising from the construction and use of buildings and structures; Provide professional services to our customers that will encourage selection of Beaufort County as the preferred location to live, work and invest while preserving the exceptional quality of life that exists in our community.

## Goals and Objectives

1. Create an online secure portal for contractor services (Inspection scheduling, online access to all active permit inspection results, online tracking of the permit application process);
2. Create an online permit application portal for permit applications and payment; and
3. Transition to internal Energov permit application approval/tracking system and field inspection system.

## Department Description

The Building Codes Department (IAS Accredited) enforces all local and state-wide mandated construction codes through the issuance of permits, plan reviews, and site inspections. The department exists to protect the public's safety, general welfare and property from hazards arising from the construction and use of buildings and structures; protect the environment and preserve the natural beauty of the lowcountry. In addition, the Building Codes Department assesses and collects all unincorporated county impact fees and administers the county's participation in the National Flood Insurance/CRS Programs. The Building Codes Department has fourteen (14) full-time positions: Director; Deputy Director; Senior Inspector; Commercial Plans Examiner; Residential Plans Examiner; two (2) Commercial Combination Inspectors; three (3) Residential Combination Inspectors; Floodplain Coordinator; Administrative Specialist; and two (2) Administrative Technicians.

## Performance measures

The following numbers are based on data from calendar year 2020.

- Total Permit Sales: 4,545
- Total Permit Revenue: \$1,198,960
- Total Plan Reviews: 1,095
- Total Site Inspections: 13,744

## Budget highlights and special notes:

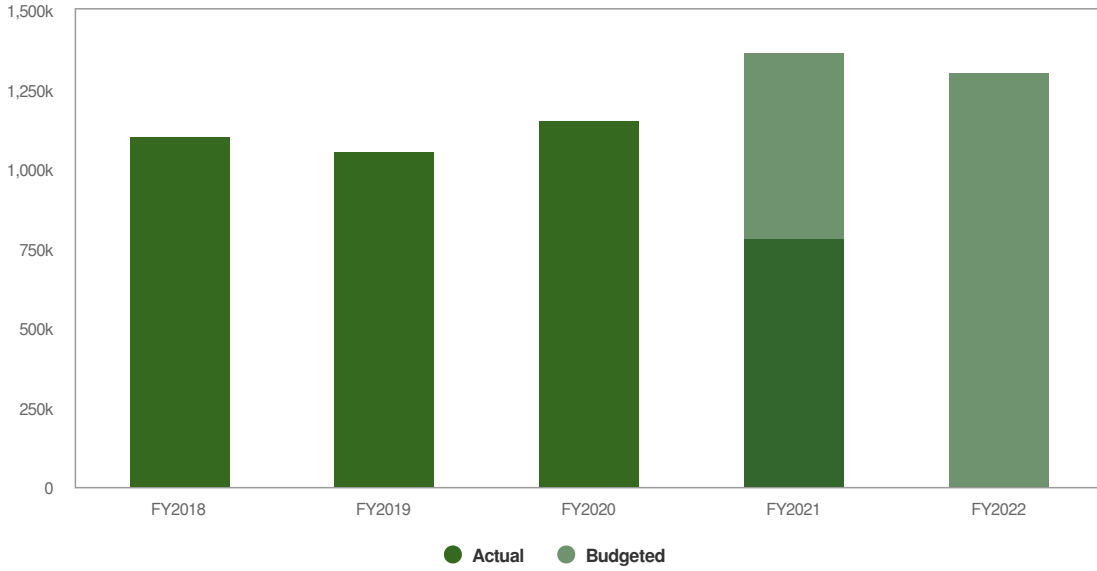
The Building Codes Department budget proposal includes funding for line items that facilitate the success of our mission. Budget expenditures include personnel, transportation, technology, communication, and administrative costs, all of which are essential to the performance of our mandated duties.

## Expenditures Summary

**\$1,307,052** **-\$62,099**  
(-4.54% vs. prior year)

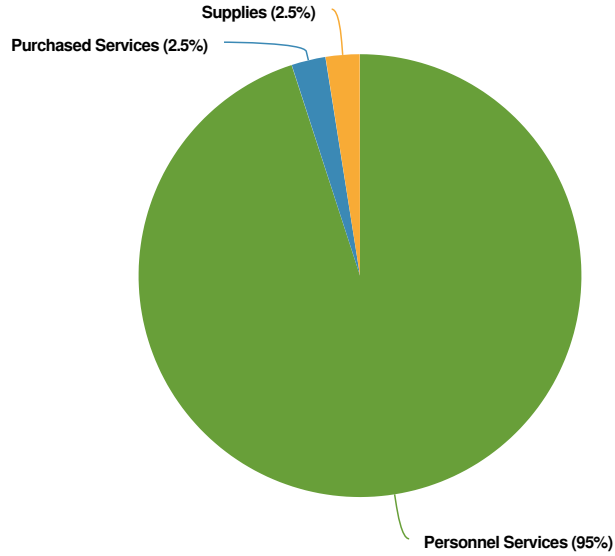


### Building Codes Proposed and Historical Budget vs. Actual

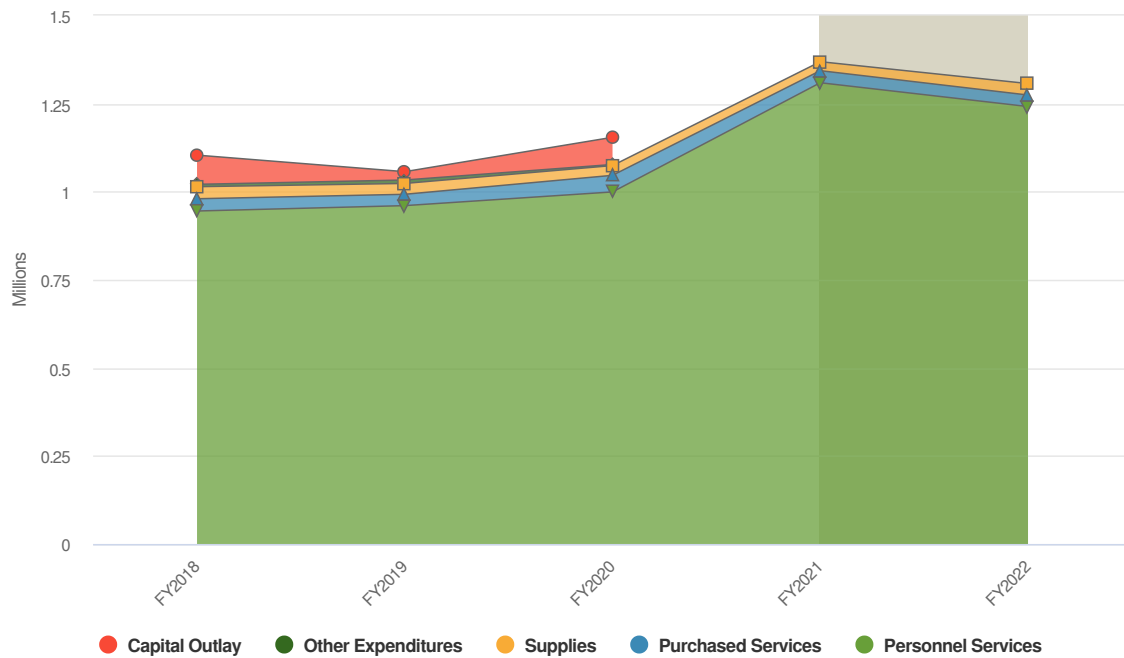


### Expenditures by Expense Type

#### Budgeted Expenditures by Expense Type



### Budgeted and Historical Expenditures by Expense Type



Grey background indicates budgeted figures.

Name	Account ID	FY2019 Actuals	FY2020 Actuals	FY2021 Adopted	FY2022 Proposed	FY2021 Adopted vs. FY2022 Proposed (\$ Change)
<b>Expense Objects</b>						
<b>Personnel Services</b>						
<b>General Government</b>						
Salaries & Wages	10001260-50020	\$785,733	\$812,686	\$1,073,162	\$999,175	-\$73,987
Overtime	10001260-50060	\$435		\$550	\$550	\$0
Employer FICA	10001260-50100	\$47,224	\$48,862	\$66,568	\$61,983	-\$4,585
Employer Medicare	10001260-50110	\$11,044	\$11,427	\$15,569	\$14,496	-\$1,073
Employer SC Retirement	10001260-50120	\$96,306	\$104,623	\$123,973	\$165,554	\$41,581
Employer PO Retirement	10001260-50130	\$19,751	\$21,803	\$29,565		-\$29,565
<b>Total General Government:</b>		<b>\$960,493</b>	<b>\$999,400</b>	<b>\$1,309,387</b>	<b>\$1,241,758</b>	<b>-\$67,629</b>
<b>Total Personnel Services:</b>		<b>\$960,493</b>	<b>\$999,400</b>	<b>\$1,309,387</b>	<b>\$1,241,758</b>	<b>-\$67,629</b>
<b>Purchased Services</b>						
<b>General Government</b>						



Name	Account ID	FY2019 Actuals	FY2020 Actuals	FY2021 Adopted	FY2022 Proposed	FY2021 Adopted vs. FY2022 Proposed (\$ Change)
Advertising	10001260-51000	\$4,000	\$4,286	\$1,000	\$4,300	\$3,300
Printing	10001260-51010	\$1,128	\$578	\$2,250	\$2,500	\$250
Postage	10001260-51030	\$1,650	\$1,352	\$4,850	\$6,500	\$1,650
Telephone	10001260-51050			\$7,540		-\$7,540
Equipment Maintenance	10001260-51120			\$474	\$474	\$0
Rental of Equipment	10001260-51140	\$3,596	\$3,624	\$2,000	\$2,000	\$0
Professional Services	10001260-51160	\$1,274	\$1,791	\$2,000	\$3,420	\$1,420
Vehicle Maintenance	10001260-51300	\$9,874	\$8,929	\$6,500	\$350	-\$6,150
Books & Subscriptions	10001260-51310	\$7,684	\$9,079	\$4,500	\$6,500	\$2,000
Education & Training	10001260-51320	\$3,012	\$4,876	\$3,150	\$6,700	\$3,550
Insurance, Vehicles	10001260-51500		\$12,615			\$0
<b>Total General Government:</b>		<b>\$32,218</b>	<b>\$47,131</b>	<b>\$34,264</b>	<b>\$32,744</b>	<b>-\$1,520</b>
<b>Total Purchased Services:</b>		<b>\$32,218</b>	<b>\$47,131</b>	<b>\$34,264</b>	<b>\$32,744</b>	<b>-\$1,520</b>
<b>Supplies</b>						
<b>General Government</b>						
Supplies & Materials	10001260-52010	\$8,056	\$7,797	\$5,500	\$8,800	\$3,300
Uniforms	10001260-52050	\$2,790	\$2,699	\$3,000	\$4,000	\$1,000
Fuels & Lubricants	10001260-52500	\$19,614	\$17,195	\$17,000	\$19,000	\$2,000
Equipment, Non-Capital	10001260-52612	\$319			\$750	\$750
<b>Total General Government:</b>		<b>\$30,778</b>	<b>\$27,691</b>	<b>\$25,500</b>	<b>\$32,550</b>	<b>\$7,050</b>
<b>Total Supplies:</b>		<b>\$30,778</b>	<b>\$27,691</b>	<b>\$25,500</b>	<b>\$32,550</b>	<b>\$7,050</b>
<b>Capital Outlay</b>						
<b>General Government</b>						
Vehicles	10001260-54000	\$22,933	\$76,537			\$0
Equipment, Capital	10001260-54200	\$750	\$690			\$0
<b>Total General Government:</b>		<b>\$23,683</b>	<b>\$77,227</b>			<b>\$0</b>



Name	Account ID	FY2019 Actuals	FY2020 Actuals	FY2021 Adopted	FY2022 Proposed	FY2021 Adopted vs. FY2022 Proposed (\$ Change)
<b>Total Capital Outlay:</b>		<b>\$23,683</b>	<b>\$77,227</b>			<b>\$0</b>
<b>Other Expenditures</b>						
<b>General Government</b>						
Credit Card Fees	10001260-57900	\$9,762	\$3,054			\$0
<b>Total General Government:</b>		<b>\$9,762</b>	<b>\$3,054</b>			<b>\$0</b>
<b>Total Other Expenditures:</b>		<b>\$9,762</b>	<b>\$3,054</b>			<b>\$0</b>
<b>Total Expense Objects:</b>		<b>\$1,056,934</b>	<b>\$1,154,502</b>	<b>\$1,369,151</b>	<b>\$1,307,052</b>	<b>-\$62,099</b>



# Business Service Center

## Mission Statement

The Business Service Center strives to exceed customer expectations and provide excellence in all aspects of services provided to our customers.

## Goals and Objectives

1. Upgrade of licensing and compliance to State of South Carolina standardization requirements;
2. Create online access to licensing and taxation in order to provide a customer-friendly experience of obtaining and renewing business licenses; and
3. Increase field inspections by 5% through the end of 2022.

## Department Description

The Business Services Center is responsible for the administration, collection, regulation and enforcement within the unincorporated boundaries of Beaufort County for the Business License Tax ordinance, Accommodation Tax ordinance, Hospitality Tax ordinance and countywide administration, collection, regulation and enforcement of the Admission Fee ordinance. The Business Services Center has four (4) staff members, including the director. They maintain two offices; one in Beaufort, which operates five days a week, and one in Bluffton, which operates two days a week.

## Performance Measures

The following is based on data compiled from calendar year 2020:

- Total Business License Revenue: \$2,291,766
- Total Local Accommodations Tax Revenue: \$1,228,093
- Total Hospitality Tax Revenue: \$2, 309,961
- Total Local Admission Fee Revenue: \$2,422,722
- Total New Businesses Opened: 633

## Budget Highlights and Special Notes

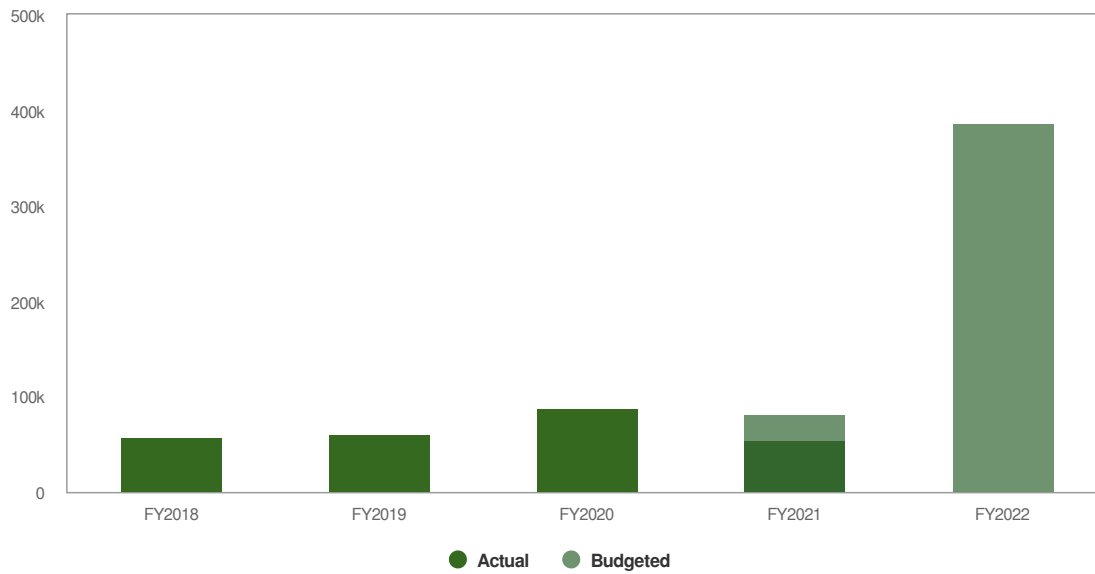
Recognizing that businesses are always changing and growing in the unincorporated boundaries of Beaufort County, the Business License Department needs to have a presence within the business community. One way this is accomplished is by inspecting business areas to verify business activity and compliance. Being out in the field along with manning two office locations presents a special challenge due to the existing size of the staff. Therefore, our budget request reflects a remedy to this situation so that we may be proactive, instead of reactive, in order to further provide seamless, customer-friendly experiences for businesses and increased collections for the county.

## Expenditures Summary

**\$387,329**      **\$305,999**  
(376.24% vs. prior year)

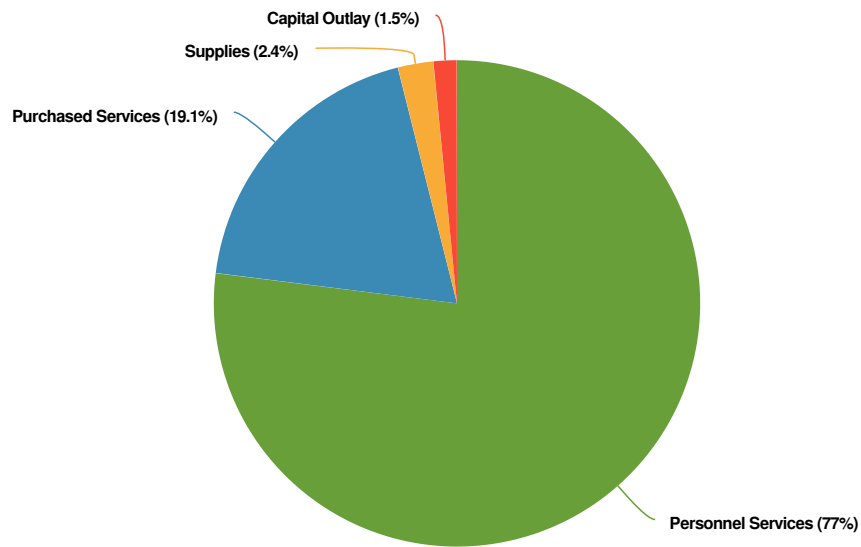


### Business Service Center Proposed and Historical Budget vs. Actual

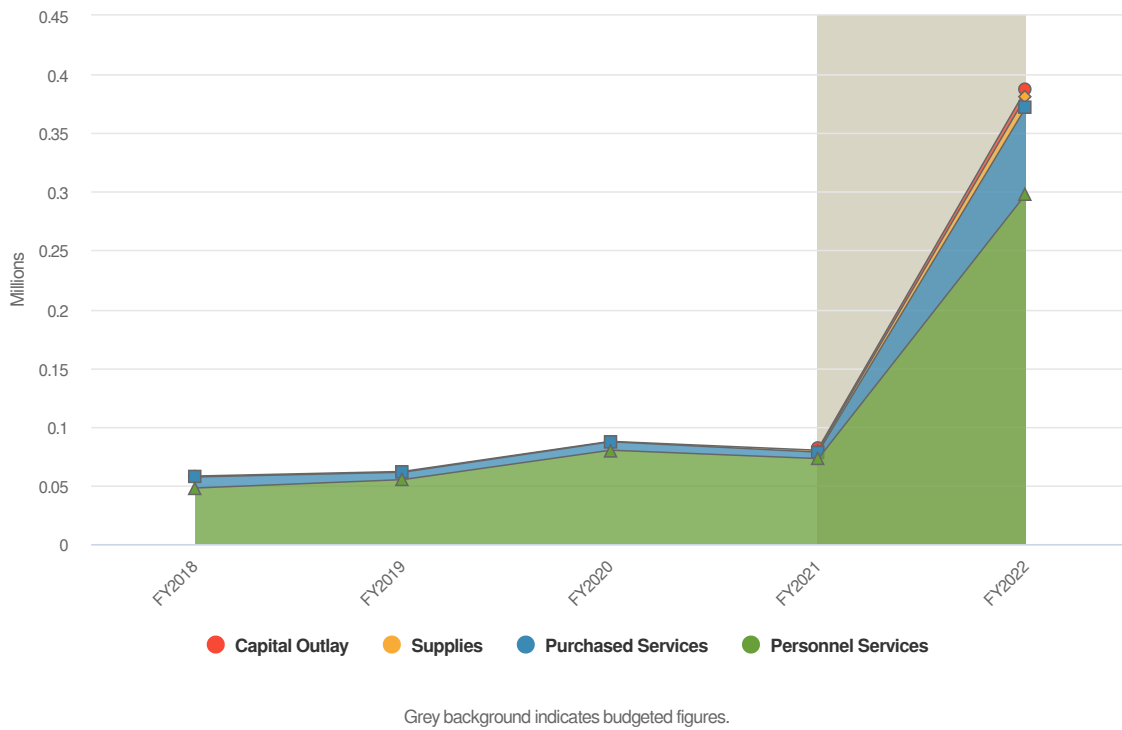


### Expenditures by Expense Type

#### Budgeted Expenditures by Expense Type



### Budgeted and Historical Expenditures by Expense Type



Name	Account ID	FY2019 Actuals	FY2020 Actuals	FY2021 Adopted	FY2022 Proposed	FY2021 Adopted vs. FY2022 Proposed (\$ Change)
<b>Expense Objects</b>						
<b>Personnel Services</b>						
<b>General Government</b>						
Salaries & Wages	10001134-50020	\$45,062	\$65,588	\$59,801	\$240,100	\$180,299
Overtime	10001134-50060	\$11	\$50			\$0
Employer FICA	10001134-50100	\$2,730	\$3,969	\$3,707	\$14,886	\$11,179
Employer Medicare	10001134-50110	\$638	\$928	\$1,435	\$3,482	\$2,047
Employer SC Retirement	10001134-50120	\$6,380	\$9,340	\$7,797	\$39,761	\$31,964
<b>Total General Government:</b>		<b>\$54,820</b>	<b>\$79,875</b>	<b>\$72,740</b>	<b>\$298,229</b>	<b>\$225,489</b>
<b>Total Personnel Services:</b>		<b>\$54,820</b>	<b>\$79,875</b>	<b>\$72,740</b>	<b>\$298,229</b>	<b>\$225,489</b>
<b>Purchased Services</b>						
<b>General Government</b>						
Advertising	10001134-51000			\$200	\$1,200	\$1,000





Name	Account ID	FY2019 Actuals	FY2020 Actuals	FY2021 Adopted	FY2022 Proposed	FY2021 Adopted vs. FY2022 Proposed (\$ Change)
Printing	10001134-51010	\$355	\$425	\$800	\$2,600	\$1,800
Postage	10001134-51030	\$4,663	\$4,957	\$800	\$4,500	\$3,700
Telephone	10001134-51050			\$75		-\$75
Maintenance Contracts	10001134-51110				\$48,000	\$48,000
Equipment Maintenance	10001134-51120	\$157		\$100	\$1,700	\$1,600
Rental of Equipment	10001134-51140	\$540	\$544	\$200	\$2,400	\$2,200
Professional Services	10001134-51160			\$2,500	\$10,500	\$8,000
Vehicle Maintenance	10001134-51300	\$227	\$185	\$250	\$400	\$150
Books & Subscriptions	10001134-51310	\$18	\$20	\$200	\$200	\$0
Education & Training	10001134-51320	\$304	\$265	\$350	\$2,450	\$2,100
Insurance, Vehicles	10001134-51500		\$770			\$0
<b>Total General Government:</b>		<b>\$6,263</b>	<b>\$7,165</b>	<b>\$5,475</b>	<b>\$73,950</b>	<b>\$68,475</b>
<b>Total Purchased Services:</b>		<b>\$6,263</b>	<b>\$7,165</b>	<b>\$5,475</b>	<b>\$73,950</b>	<b>\$68,475</b>
<b>Supplies</b>						
<b>General Government</b>						
Supplies & Materials	10001134-52010	\$615	\$362	\$700	\$2,550	\$1,850
Fuels & Lubricants	10001134-52500	\$43	\$25	\$790	\$500	-\$290
Equipment, Non-Capital	10001134-52612	\$26		\$125	\$6,100	\$5,975
<b>Total General Government:</b>		<b>\$684</b>	<b>\$386</b>	<b>\$1,615</b>	<b>\$9,150</b>	<b>\$7,535</b>
<b>Total Supplies:</b>		<b>\$684</b>	<b>\$386</b>	<b>\$1,615</b>	<b>\$9,150</b>	<b>\$7,535</b>
<b>Capital Outlay</b>						
<b>General Government</b>						
Equipment, Capital	10001134-54200			\$1,500	\$6,000	\$4,500
<b>Total General Government:</b>				<b>\$1,500</b>	<b>\$6,000</b>	<b>\$4,500</b>
<b>Total Capital Outlay:</b>				<b>\$1,500</b>	<b>\$6,000</b>	<b>\$4,500</b>
<b>Total Expense Objects:</b>		<b>\$61,768</b>	<b>\$87,427</b>	<b>\$81,330</b>	<b>\$387,329</b>	<b>\$305,999</b>



# Capital Projects

## Mission Statement

The mission of the Capital Projects Department is to be good stewards on behalf of Beaufort County citizens by providing leadership and professional engineering oversight of design, development, management and delivery of Beaufort County's Capital Improvement Program.

## Goals and Objectives

1. Successfully complete all FY22 projects with respect to cost, schedule, and performance;
2. Ensure the timely delivery of high quality capital construction projects to provide the highest return on investment for Beaufort County taxpayers; and
3. Provide transparent project information through monthly updates located at [Capital Improvement Projects \(beaufortcountysc.gov\)](https://www.beaufortcountysc.gov/capital-projects/Capital%20Improvement%20Projects/index.html) (<https://www.beaufortcountysc.gov/capital-projects/Capital%20Improvement%20Projects/index.html>)

## Department Description

The Capital Projects Department provides professional engineering oversight of design, development, management and delivery of Beaufort County's Capital Improvement Program (CIP). The department supports all Beaufort County departments by delivering construction management to deliver infrastructure, parks, and waterfront structures for Beaufort County. The department is a team of five (5) full-time staff consisting of two (2) Construction Managers, one (1) Administrative Specialist, one (1) Administrative Assistant, and a Director.

## Performance measures

1. Financial responsibility to ensure projects stay within their allocated budget;
2. Timely delivery of projects; and
3. Ensuring projects are delivered in accordance with approved plans and specifications.

## Budget highlights and special notes

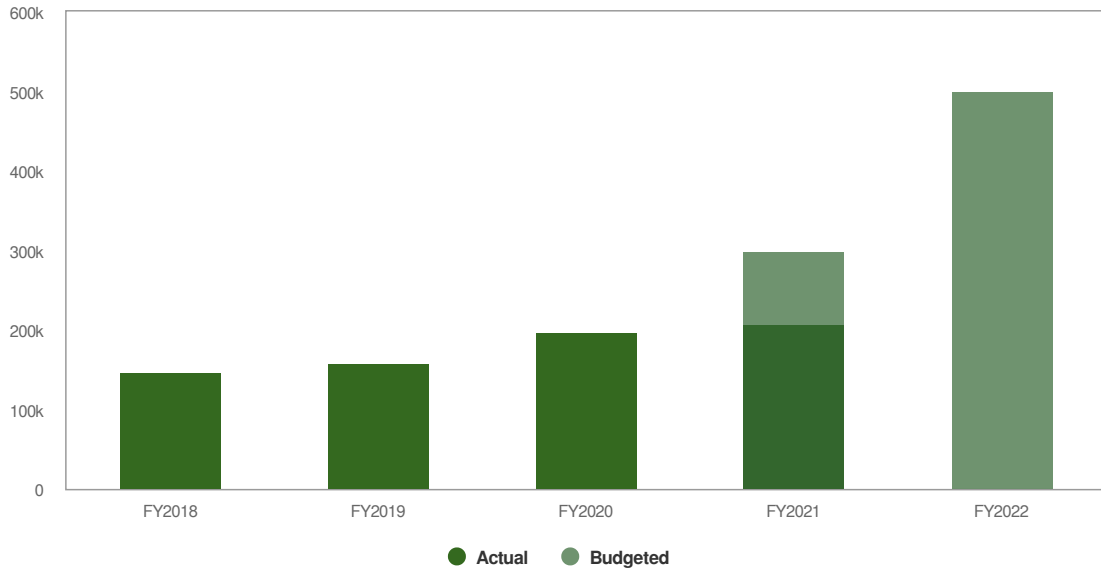
The Capital Projects Department only has an operational budget. Projects are funded from other departments and capital revenue funds.

## Expenditures Summary

**\$499,816**    **\$199,651**  
(66.51% vs. prior year)

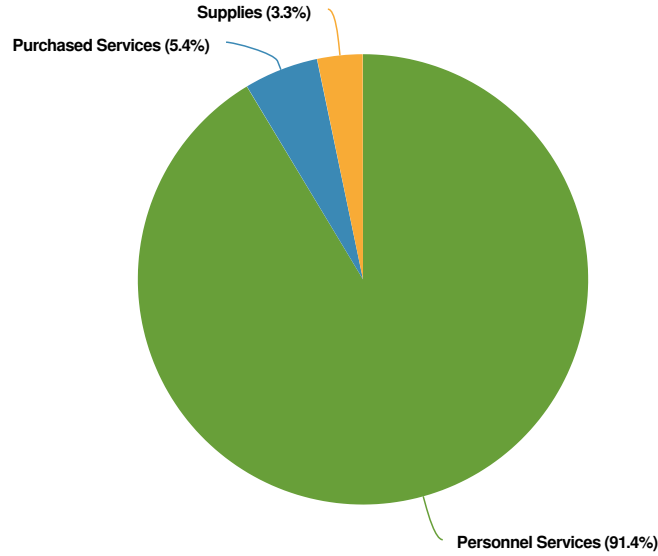


### Capital Projects Proposed and Historical Budget vs. Actual

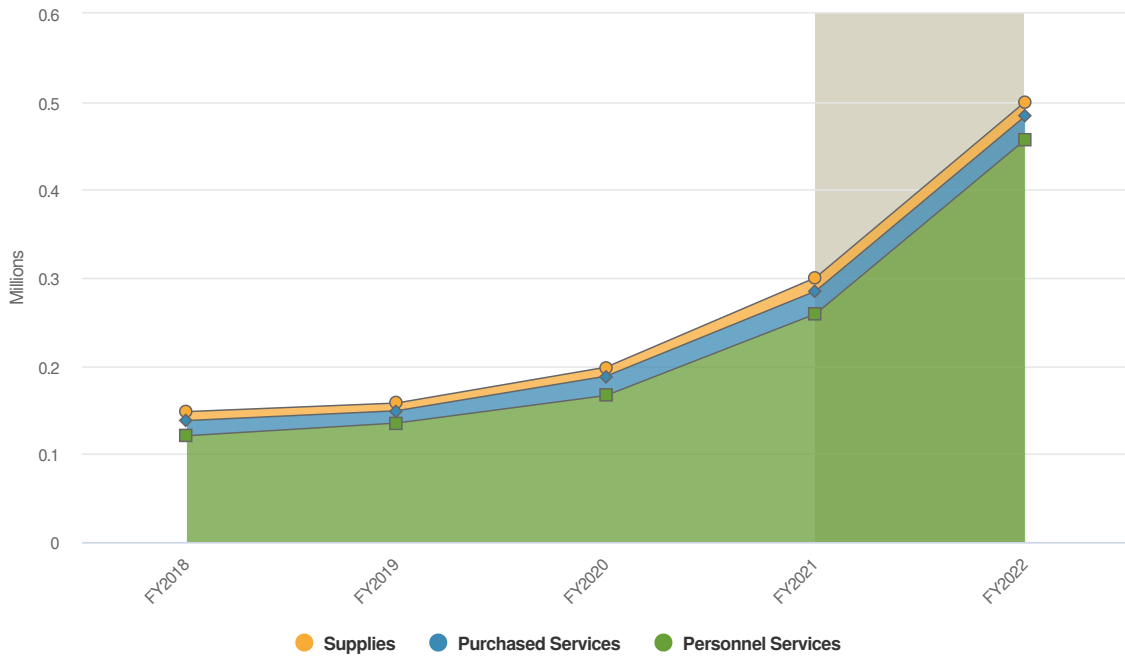


### Expenditures by Expense Type

#### Budgeted Expenditures by Expense Type



### Budgeted and Historical Expenditures by Expense Type



Grey background indicates budgeted figures.

Name	Account ID	FY2019 Actuals	FY2020 Actuals	FY2021 Adopted	FY2022 Proposed	FY2021 Adopted vs. FY2022 Proposed (\$ Change)
<b>Expense Objects</b>						
<b>Personnel Services</b>						
<b>Public Works</b>						
Salaries & Wages	10001330-50020	\$110,645	\$135,449	\$213,163	\$367,720	\$154,557
Employer FICA	10001330-50100	\$6,687	\$8,240	\$13,216	\$22,800	\$9,584
Employer Medicare	10001330-50110	\$1,564	\$1,928	\$3,091	\$5,332	\$2,241
Employer SC Retirement	10001330-50120	\$16,155	\$20,723	\$29,525	\$60,894	\$31,369
<b>Total Public Works:</b>		<b>\$135,051</b>	<b>\$166,340</b>	<b>\$258,995</b>	<b>\$456,746</b>	<b>\$197,751</b>
<b>Total Personnel Services:</b>		<b>\$135,051</b>	<b>\$166,340</b>	<b>\$258,995</b>	<b>\$456,746</b>	<b>\$197,751</b>
<b>Purchased Services</b>						
<b>Public Works</b>						
Advertising	10001330-51000			\$1,100	\$500	-\$600
Printing	10001330-51010	\$618	\$350	\$400	\$500	\$100
Postage	10001330-51030	\$96	\$92	\$230	\$230	\$0



Name	Account ID	FY2019 Actuals	FY2020 Actuals	FY2021 Adopted	FY2022 Proposed	FY2021 Adopted vs. FY2022 Proposed (\$ Change)
Telephone	10001330-51050			\$3,000		-\$3,000
Rental of Equipment	10001330-51140	\$3,766	\$3,822	\$3,800	\$3,800	\$0
Rental of Buildings	10001330-51150	\$3,750	\$3,600	\$0	\$2,400	\$2,400
Professional Services	10001330-51160	\$81	\$4,934	\$10,000	\$15,000	\$5,000
Vehicle Maintenance	10001330-51300	\$2,162	\$2,769	\$3,200	\$200	-\$3,000
Books & Subscriptions	10001330-51310	\$995	\$1,870	\$2,140	\$2,140	\$0
Education & Training	10001330-51320	\$2,470	\$1,328	\$2,000	\$2,000	\$0
Insurance, Vehicles	10001330-51500		\$3,148			\$0
<b>Total Public Works:</b>		<b>\$13,939</b>	<b>\$21,914</b>	<b>\$25,870</b>	<b>\$26,770</b>	<b>\$900</b>
<b>Total Purchased Services:</b>		<b>\$13,939</b>	<b>\$21,914</b>	<b>\$25,870</b>	<b>\$26,770</b>	<b>\$900</b>
<b>Supplies</b>						
<b>Public Works</b>						
Supplies & Materials	10001330-52010	\$5,801	\$6,063	\$8,000	\$8,000	\$0
Uniforms	10001330-52050	\$1,222	\$626	\$1,800	\$1,800	\$0
Fuels & Lubricants	10001330-52500	\$1,210	\$1,024	\$3,000	\$3,000	\$0
Equipment, Non-Capital	10001330-52612	\$555	\$2,525	\$2,500	\$3,500	\$1,000
<b>Total Public Works:</b>		<b>\$8,789</b>	<b>\$10,238</b>	<b>\$15,300</b>	<b>\$16,300</b>	<b>\$1,000</b>
<b>Total Supplies:</b>		<b>\$8,789</b>	<b>\$10,238</b>	<b>\$15,300</b>	<b>\$16,300</b>	<b>\$1,000</b>
<b>Total Expense Objects:</b>		<b>\$157,779</b>	<b>\$198,492</b>	<b>\$300,165</b>	<b>\$499,816</b>	<b>\$199,651</b>



# Clerk of Court

## Mission Statement

To provide high quality support for the Civil, Criminal and Family Courts in a timely manner while remaining committed to excellence, respect, and integrity in all aspects of our operations and conduct. We strive to reflect the highest ethical standards in our relationships with the citizens of Beaufort County.

## Department Description

Each county has a popularly elected Clerk of Court who serves a four-year term. The Clerk of Court serves both the Circuit Court and the Family Court. The Clerks of Court are charged with docket management, receipt of fees, fines and costs, maintenance of all court records, and submission of reports to a variety of state and federal agencies. In Circuit Court, the Clerk of Court is responsible for both criminal and civil matters, and some of these duties include receipt of criminal warrants and transmission to the solicitor, receipt of bail, compilation of trial lists, jury management and staffing the courtroom while the court is in session. Among the duties a Clerk of Court is responsible for in Family Court are issuance of Rules to Show Cause in cases where court orders have not been followed and filing of Orders of Protection and transmittal of these orders to the appropriate local law enforcement agencies. Our department consists of nine (9) Family Court staff members, thirteen (13) Circuit Court staff members and five (5) part-time bailiffs.

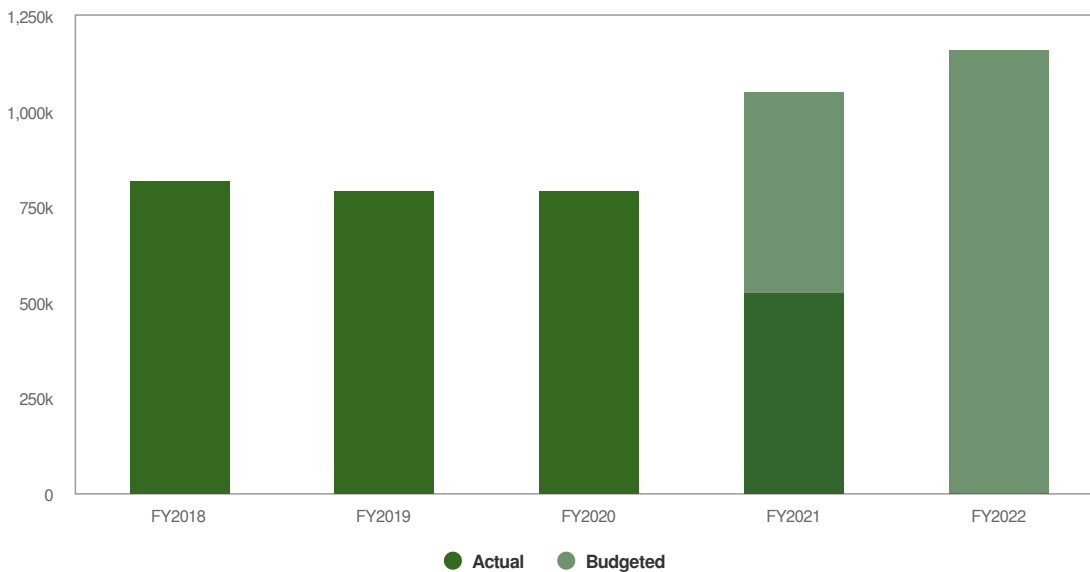
## Performance Measures

Currently, there are approximately 4,100 general sessions cases, 2,000 civil cases, 1,000 domestic cases and over 6,000 child support cases pending in Beaufort County that are managed by staff. We summon 1,100 to 1,500 jurors monthly to report for Circuit Court jury duty. Document filings each month number in the 1000s.

## Expenditures Summary

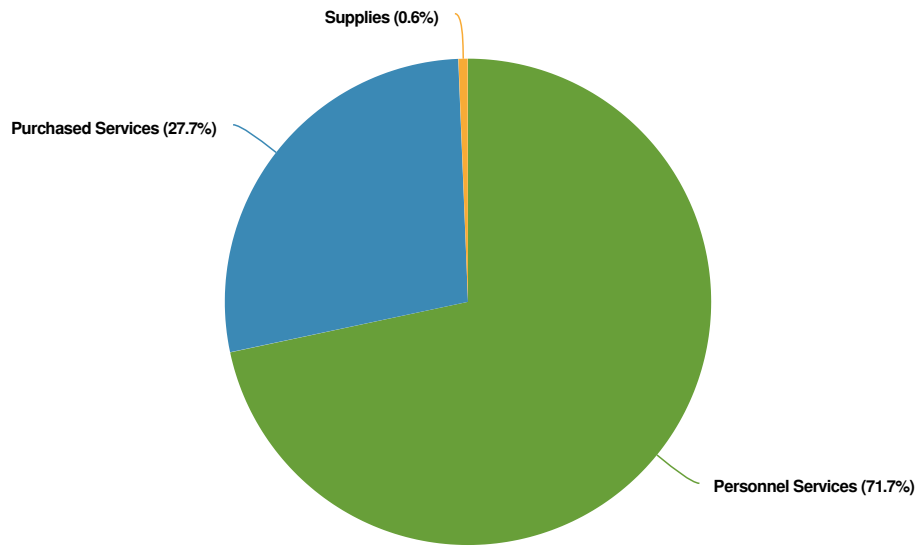
**\$1,161,730** **\$106,834**  
(10.13% vs. prior year)

Clerk of Court Proposed and Historical Budget vs. Actual

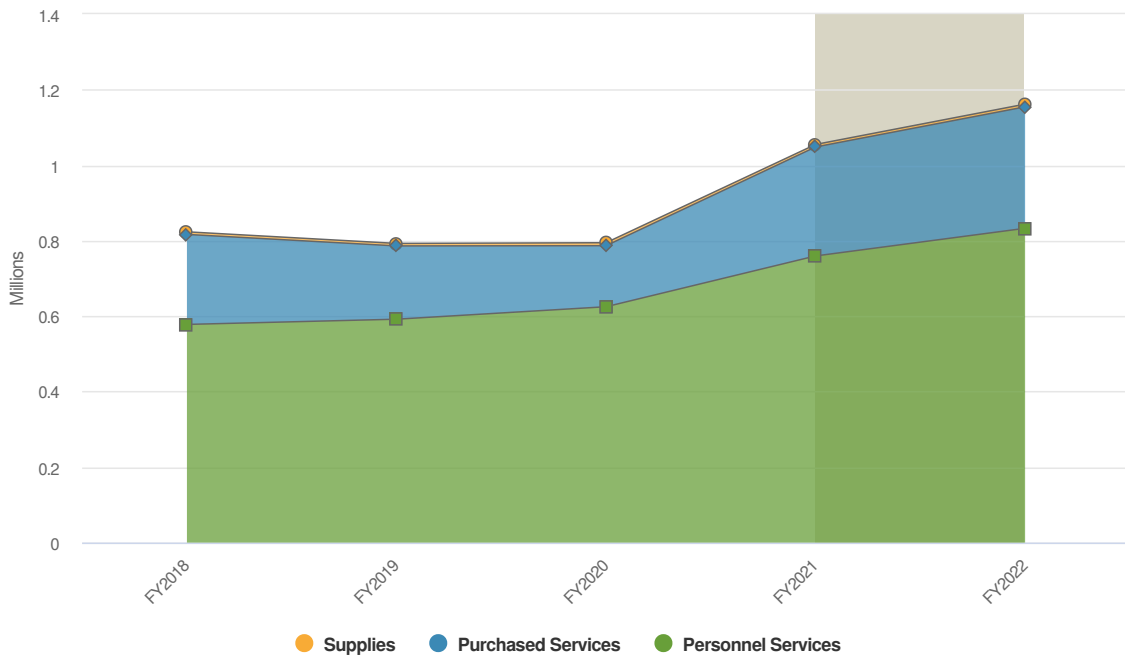


# Expenditures by Expense Type

## Budgeted Expenditures by Expense Type



## Budgeted and Historical Expenditures by Expense Type



Grey background indicates budgeted figures.



Name	Account ID	FY2019 Actuals	FY2020 Actuals	FY2021 Adopted	FY2022 Proposed	FY2021 Adopted vs. FY2022 Proposed (\$ Change)
<b>Expense Objects</b>						
<b>Personnel Services</b>						
<b>General Government</b>						
Salaries & Wages	10001030-50020	\$488,577	\$510,311	\$624,949	\$670,178	\$45,229
Employer FICA	10001030-50100	\$28,552	\$29,915	\$38,747	\$41,551	\$2,804
Employer Medicare	10001030-50110	\$6,678	\$6,996	\$9,062	\$9,718	\$656
Employer SC Retirement	10001030-50120	\$68,040	\$77,649	\$86,688	\$111,250	\$24,562
<b>Total General Government:</b>		<b>\$591,846</b>	<b>\$624,872</b>	<b>\$759,446</b>	<b>\$832,697</b>	<b>\$73,251</b>
<b>Total Personnel Services:</b>		<b>\$591,846</b>	<b>\$624,872</b>	<b>\$759,446</b>	<b>\$832,697</b>	<b>\$73,251</b>
<b>Purchased Services</b>						
<b>General Government</b>						
Printing	10001030-51010	\$3,679	\$4,102	\$4,027	\$4,027	\$0
Postage	10001030-51030	\$14,649	\$12,577	\$17,721	\$17,721	\$0
Telephone	10001030-51050			\$2,558		-\$2,558
Maintenance Contracts	10001030-51110				\$35,641	\$35,641
Equipment Maintenance	10001030-51120			\$500	\$500	\$0
Rental of Equipment	10001030-51140	\$3,763	\$3,793	\$7,500	\$7,500	\$0
Professional Services	10001030-51160	\$105		\$4,000	\$4,000	\$0
Books & Subscriptions	10001030-51310	\$1,893	\$2,099	\$2,500	\$2,500	\$0
Education & Training	10001030-51320	\$1,856	\$1,343	\$1,500	\$1,500	\$0
Juror & Witness Fees	10001030-51340	\$168,223	\$137,851	\$248,444	\$248,444	\$0
<b>Total General Government:</b>		<b>\$194,169</b>	<b>\$161,764</b>	<b>\$288,750</b>	<b>\$321,833</b>	<b>\$33,083</b>
<b>Total Purchased Services:</b>		<b>\$194,169</b>	<b>\$161,764</b>	<b>\$288,750</b>	<b>\$321,833</b>	<b>\$33,083</b>
<b>Supplies</b>						
<b>General Government</b>						
Supplies & Materials	10001030-52010	\$6,642	\$7,844	\$6,700	\$6,700	\$0
Equipment, Non-Capital	10001030-52612				\$500	\$500





Name	Account ID	FY2019 Actuals	FY2020 Actuals	FY2021 Adopted	FY2022 Proposed	FY2021 Adopted vs. FY2022 Proposed (\$ Change)
<b>Total General Government:</b>		\$6,642	\$7,844	\$6,700	\$7,200	\$500
<b>Total Supplies:</b>		\$6,642	\$7,844	\$6,700	\$7,200	\$500
<b>Total Expense Objects:</b>		\$792,657	\$794,481	\$1,054,896	\$1,161,730	\$106,834



## Code Enforcement

### Mission Statement

The mission of the Code Enforcement Department is to:

- Effectively and efficiently enforce the County's Ordinances to ensure the public's health, welfare and safety;
- Protect the environment and preserve the natural beauty of the Lowcountry; and
- Educate our citizens in the importance of maintaining Beaufort County's character.

### Goals and Objectives

- Establish a program to assist property owners in removing derelict/abandoned homes; and
- Improve our quarterly Code Enforcement meetings with the municipalities by adding additional agencies.

### Department Description

The Code Enforcement Department currently has three (3) full-time Officers, a vacant position for an additional Officer and a Department Director. The duties of the department are to enforce the County ordinances along with educating the citizens of the department's mission and goals for the community. The Code Enforcement Officers patrol all areas of unincorporated Beaufort County on a daily basis to ensure residents are abiding by the ordinances adopted by County Council. Complaints are driven by officers in the field as well as by citizens. Our office provides several alternatives to filing a complaint. Citizens can file a complaint by phone, email, in person or by sending a citizen gram through the County's website.

### Performance measures

The goal of the department is willful compliance. In 2020, our office received 114 complaints from citizens and issued a total number of 1,196 notices for violations ranging from trash and litter to junked and abandoned vehicles. The officers conducted over 2,000 site inspections and collected over 400 illegal signs.

### Budget highlights and special notes:

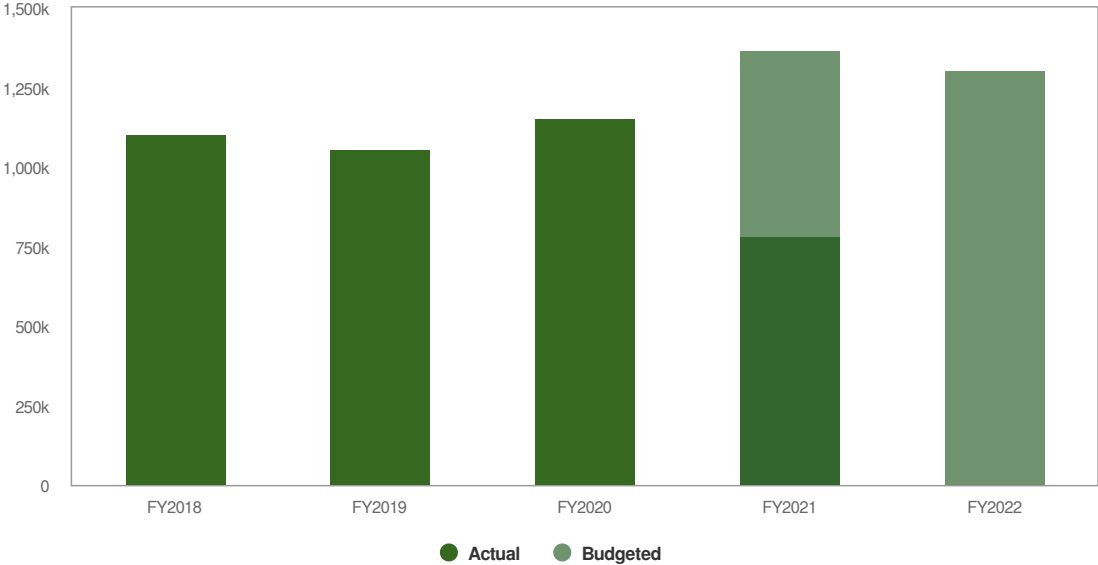
This budget is highlighted by a conservative approach to beautifying the County through ordinance education. Beaufort County is a large area with diverse communities that interpret the ordinances differently. The current staff of only four (4) officers can only break the surface of education and compliance.

## Expenditures Summary

**\$1,307,052** **-\$62,099**  
(-4.54% vs. prior year)

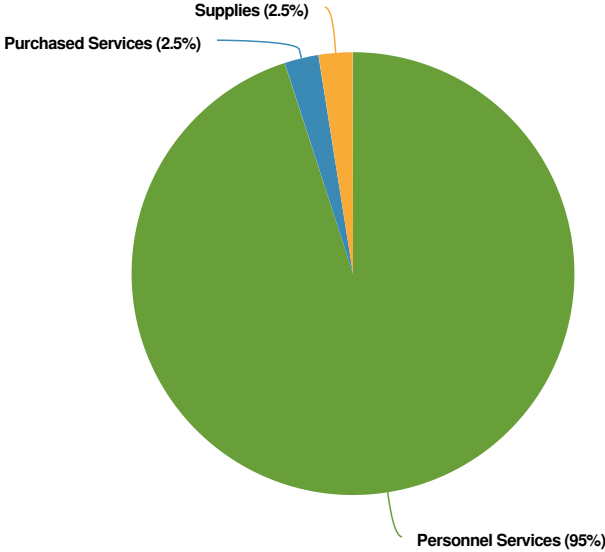


**Code Enforcement Proposed and Historical Budget vs. Actual**

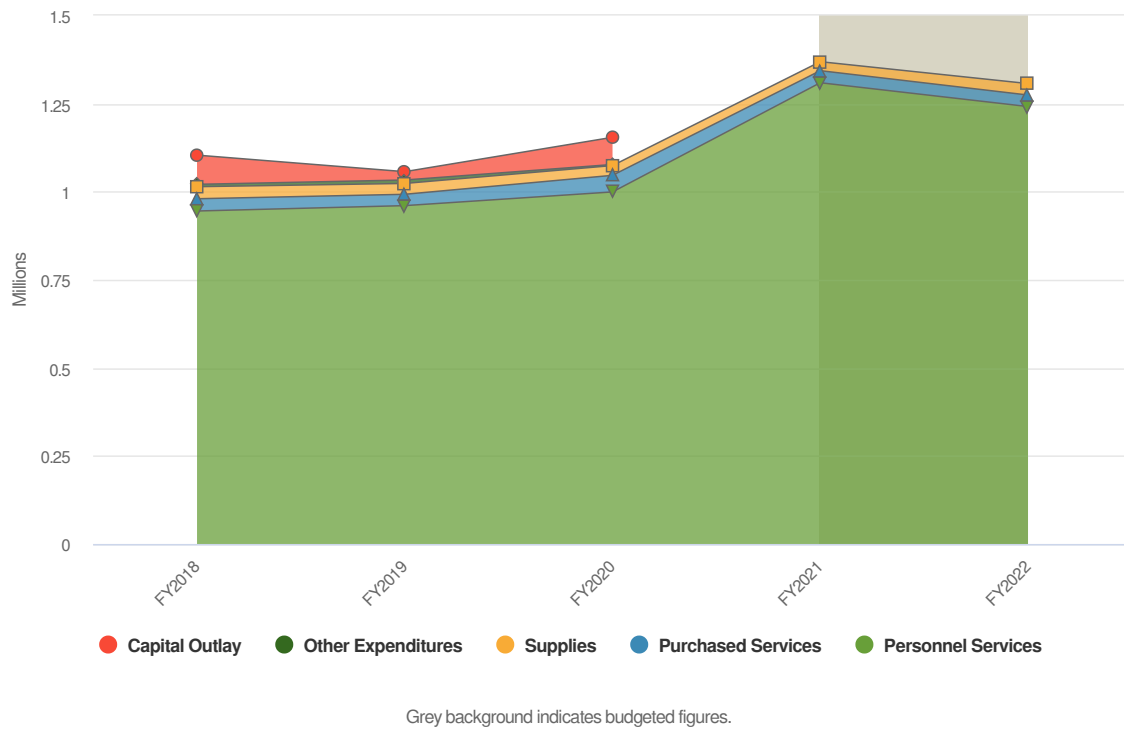


**Expenditures by Expense Type**

**Budgeted Expenditures by Expense Type**



### Budgeted and Historical Expenditures by Expense Type



Name	Account ID	FY2019 Actuals	FY2020 Actuals	FY2021 Adopted	FY2022 Proposed	FY2021 Adopted vs. FY2022 Proposed (\$ Change)
<b>Expense Objects</b>						
<b>Personnel Services</b>						
<b>General Government</b>						
Salaries & Wages	10001260-50020	\$785,733	\$812,686	\$1,073,162	\$999,175	-\$73,987
Overtime	10001260-50060	\$435		\$550	\$550	\$0
Employer FICA	10001260-50100	\$47,224	\$48,862	\$66,568	\$61,983	-\$4,585
Employer Medicare	10001260-50110	\$11,044	\$11,427	\$15,569	\$14,496	-\$1,073
Employer SC Retirement	10001260-50120	\$96,306	\$104,623	\$123,973	\$165,554	\$41,581
Employer PO Retirement	10001260-50130	\$19,751	\$21,803	\$29,565		-\$29,565
<b>Total General Government:</b>		<b>\$960,493</b>	<b>\$999,400</b>	<b>\$1,309,387</b>	<b>\$1,241,758</b>	<b>-\$67,629</b>
<b>Total Personnel Services:</b>		<b>\$960,493</b>	<b>\$999,400</b>	<b>\$1,309,387</b>	<b>\$1,241,758</b>	<b>-\$67,629</b>
<b>Purchased Services</b>						
<b>General Government</b>						



Name	Account ID	FY2019 Actuals	FY2020 Actuals	FY2021 Adopted	FY2022 Proposed	FY2021 Adopted vs. FY2022 Proposed (\$ Change)
Advertising	10001260-51000	\$4,000	\$4,286	\$1,000	\$4,300	\$3,300
Printing	10001260-51010	\$1,128	\$578	\$2,250	\$2,500	\$250
Postage	10001260-51030	\$1,650	\$1,352	\$4,850	\$6,500	\$1,650
Telephone	10001260-51050			\$7,540		-\$7,540
Equipment Maintenance	10001260-51120			\$474	\$474	\$0
Rental of Equipment	10001260-51140	\$3,596	\$3,624	\$2,000	\$2,000	\$0
Professional Services	10001260-51160	\$1,274	\$1,791	\$2,000	\$3,420	\$1,420
Vehicle Maintenance	10001260-51300	\$9,874	\$8,929	\$6,500	\$350	-\$6,150
Books & Subscriptions	10001260-51310	\$7,684	\$9,079	\$4,500	\$6,500	\$2,000
Education & Training	10001260-51320	\$3,012	\$4,876	\$3,150	\$6,700	\$3,550
Insurance, Vehicles	10001260-51500		\$12,615			\$0
<b>Total General Government:</b>		<b>\$32,218</b>	<b>\$47,131</b>	<b>\$34,264</b>	<b>\$32,744</b>	<b>-\$1,520</b>
<b>Total Purchased Services:</b>		<b>\$32,218</b>	<b>\$47,131</b>	<b>\$34,264</b>	<b>\$32,744</b>	<b>-\$1,520</b>
<b>Supplies</b>						
<b>General Government</b>						
Supplies & Materials	10001260-52010	\$8,056	\$7,797	\$5,500	\$8,800	\$3,300
Uniforms	10001260-52050	\$2,790	\$2,699	\$3,000	\$4,000	\$1,000
Fuels & Lubricants	10001260-52500	\$19,614	\$17,195	\$17,000	\$19,000	\$2,000
Equipment, Non-Capital	10001260-52612	\$319			\$750	\$750
<b>Total General Government:</b>		<b>\$30,778</b>	<b>\$27,691</b>	<b>\$25,500</b>	<b>\$32,550</b>	<b>\$7,050</b>
<b>Total Supplies:</b>		<b>\$30,778</b>	<b>\$27,691</b>	<b>\$25,500</b>	<b>\$32,550</b>	<b>\$7,050</b>
<b>Capital Outlay</b>						
<b>General Government</b>						
Vehicles	10001260-54000	\$22,933	\$76,537			\$0
Equipment, Capital	10001260-54200	\$750	\$690			\$0
<b>Total General Government:</b>		<b>\$23,683</b>	<b>\$77,227</b>			<b>\$0</b>



Name	Account ID	FY2019 Actuals	FY2020 Actuals	FY2021 Adopted	FY2022 Proposed	FY2021 Adopted vs. FY2022 Proposed (\$ Change)
<b>Total Capital Outlay:</b>		<b>\$23,683</b>	<b>\$77,227</b>			<b>\$0</b>
<b>Other Expenditures</b>						
<b>General Government</b>						
Credit Card Fees	10001260-57900	\$9,762	\$3,054			\$0
<b>Total General Government:</b>		<b>\$9,762</b>	<b>\$3,054</b>			<b>\$0</b>
<b>Total Other Expenditures:</b>		<b>\$9,762</b>	<b>\$3,054</b>			<b>\$0</b>
<b>Total Expense Objects:</b>		<b>\$1,056,934</b>	<b>\$1,154,502</b>	<b>\$1,369,151</b>	<b>\$1,307,052</b>	<b>-\$62,099</b>



# County Council

## Mission Statement

The mission of the Clerk to Council's Office is to preserve the legislative history of Beaufort County Council and to be committed to serving as the link between residents, local governing bodies, and agencies of government at all levels. This office pledges to be ever mindful of its neutrality and impartiality with respect to local government matters and to place service to County Council and the public as its first priority. The Clerk to Council's Office is dedicated to innovative processes and continued preservation of official County Records.

## Goals and Objectives

- Ensure all County Council records are maintained accurately and safely;
- Publish agendas, minutes, ordinances, resolutions, proclamations, and contracts on the County website in a timely manner;
- Continue to update and improve Council's portion of the County webpage; and
- Pursue educational opportunities that will enhance employees' knowledge base as technology grows.

## Department Description:

Staff consists of the Clerk to Council, a Senior Administrative Assistant, and an Administrative Assistant. The department is responsible for preparing agendas and transcribing minutes for regular and special County Council meetings as well as Council Committee meetings; preparing agenda packets for distribution prior to each of these meetings; publishing all legally-required notices; maintaining an updated list of upcoming agenda items for Council; providing clerical support to all eleven (11) elected County Council members including preparation and administration of County Council's Budget; coordinating recruitment, appointment and resignations for the County's Boards and Commissions; developing and maintaining an annual calendar of all County Council meetings and events; maintaining the official records of Council; providing information and research records for the public and staff; and maintaining and updating the Beaufort County Municipal Code.

## Performance measures:

In 2020, Council held 91 Committee and Council meetings. County Council passed 49 Ordinances, 28 Resolutions, and issued 12 Proclamations. Advertisements were placed for 52 public hearings. On average, the Clerk personally responds to and manages approximately 750 emails monthly.

## Budget highlights and special notes:

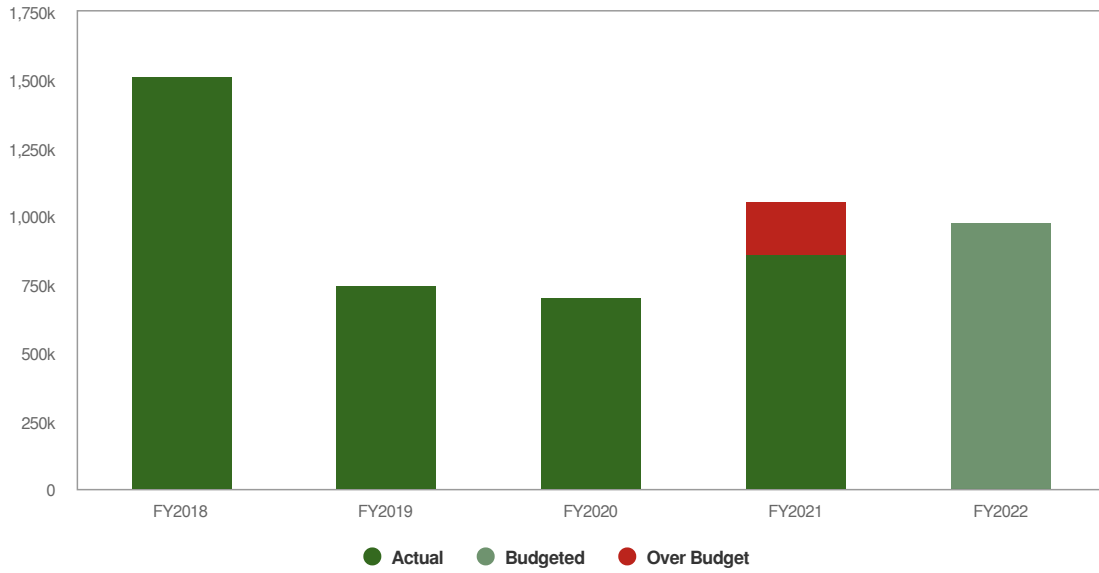
The submitted department budget will provide the resources necessary to effectively carry out the above functions.

## Expenditures Summary

**\$977,085**    **\$111,044**  
(12.82% vs. prior year)

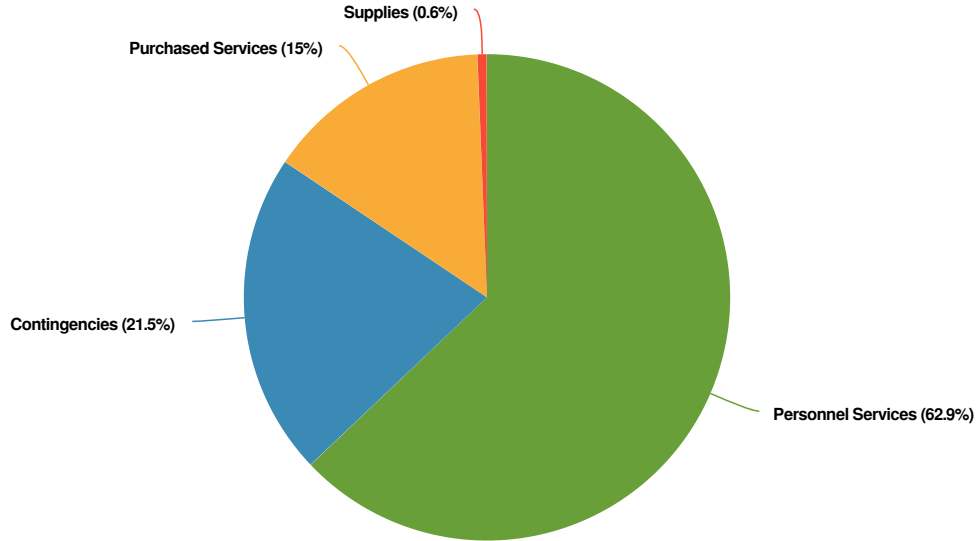


### County Council Proposed and Historical Budget vs. Actual



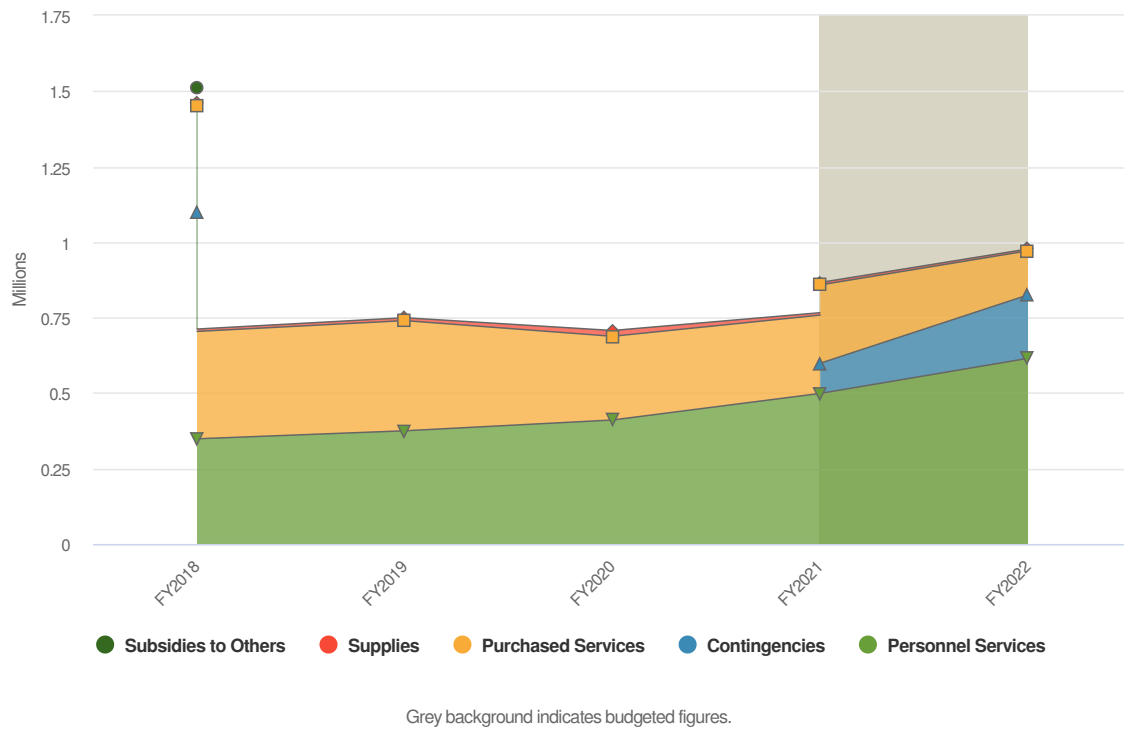
### Expenditures by Expense Type

#### Budgeted Expenditures by Expense Type





### Budgeted and Historical Expenditures by Expense Type



Name	Account ID	FY2019 Actuals	FY2020 Actuals	FY2021 Adopted	FY2022 Proposed	FY2021 Adopted vs. FY2022 Proposed (\$ Change)
<b>Expense Objects</b>						
<b>Personnel Services</b>						
<b>General Government</b>						
Stipends	10001000-50011	\$51,560	\$42,097	\$55,000		-\$55,000
Salaries & Wages	10001000-50020	\$248,247	\$290,522	\$373,195	\$490,000	\$116,805
Overtime	10001000-50060	\$8,043	\$1,427	\$2,000	\$2,000	\$0
Employer FICA	10001000-50100	\$17,846	\$19,663	\$18,311	\$30,380	\$12,069
Employer Medicare	10001000-50110	\$4,174	\$4,599	\$4,286	\$7,105	\$2,819
Employer SC Retirement	10001000-50120	\$44,382	\$48,784	\$41,800	\$81,340	\$39,540
Employer PO Retirement	10001000-50130	\$617	\$3,511	\$4,075	\$4,000	-\$75
<b>Total General Government:</b>		<b>\$374,870</b>	<b>\$410,603</b>	<b>\$498,667</b>	<b>\$614,825</b>	<b>\$116,158</b>
<b>Total Personnel Services:</b>		<b>\$374,870</b>	<b>\$410,603</b>	<b>\$498,667</b>	<b>\$614,825</b>	<b>\$116,158</b>
<b>Purchased Services</b>						



Name	Account ID	FY2019 Actuals	FY2020 Actuals	FY2021 Adopted	FY2022 Proposed	FY2021 Adopted vs. FY2022 Proposed (\$ Change)
<b>General Government</b>						
Advertising	10001000-51000	\$2,625	\$2,165	\$1,500	\$2,000	\$500
Printing	10001000-51010	\$1,434	\$273	\$500	\$500	\$0
Postage	10001000-51030	\$62	\$402	\$250	\$250	\$0
Telephone	10001000-51050			\$15,714		-\$15,714
Rental of Equipment	10001000-51140	\$1,185	\$1,195	\$1,320	\$1,320	\$0
Professional Services	10001000-51160	\$277,919	\$197,181	\$190,000	\$80,000	-\$110,000
Books & Subscriptions	10001000-51310	\$37,599	\$40,818	\$37,589	\$49,590	\$12,001
Education & Training	10001000-51320	\$44,090	\$35,201	\$12,500	\$12,500	\$0
<b>Total General Government:</b>		<b>\$364,914</b>	<b>\$277,235</b>	<b>\$259,373</b>	<b>\$146,160</b>	<b>-\$113,213</b>
<b>Total Purchased Services:</b>		<b>\$364,914</b>	<b>\$277,235</b>	<b>\$259,373</b>	<b>\$146,160</b>	<b>-\$113,213</b>
<b>Supplies</b>						
<b>General Government</b>						
Supplies & Materials	10001000-52010	\$9,441	\$17,299	\$8,000	\$5,100	-\$2,900
Equipment, Non-Capital	10001000-52612	\$106	\$1,887		\$1,000	\$1,000
<b>Total General Government:</b>		<b>\$9,547</b>	<b>\$19,186</b>	<b>\$8,000</b>	<b>\$6,100</b>	<b>-\$1,900</b>
<b>Total Supplies:</b>		<b>\$9,547</b>	<b>\$19,186</b>	<b>\$8,000</b>	<b>\$6,100</b>	<b>-\$1,900</b>
<b>Contingencies</b>						
<b>General Government</b>						
Contingency	10001000-56100			\$100,000	\$210,000	\$110,000
<b>Total General Government:</b>				<b>\$100,000</b>	<b>\$210,000</b>	<b>\$110,000</b>
<b>Total Contingencies:</b>				<b>\$100,000</b>	<b>\$210,000</b>	<b>\$110,000</b>
<b>Total Expense Objects:</b>		<b>\$749,331</b>	<b>\$707,024</b>	<b>\$866,041</b>	<b>\$977,085</b>	<b>\$111,044</b>



# Beaufort County Coroner

## Mission Statement

Our mission is to have compassion for the living and respect for the dead. Everyone is loved by somebody and each death should be handled with dignity.

## Goals and Objectives

1. Establish a final resting place for unclaimed decedents;
2. Update the fleet of vehicles; and
3. Obtain departmental accreditation as well as form a standards of operation manual.

## Department Description

The Coroner's Office is responsible for investigating all suspicious, violent, sudden, and unexpected deaths which occur in Beaufort County. The county spreads from Hilton Head to Fripp Island, including the cities of Beaufort, Bluffton, Port Royal, military installations, and a part of Yemassee. This includes all deaths by homicide, suicide, accident, and natural deaths, which occur outside a hospital or within the first 24 hours of arrival at the hospital or an invasive procedure. The coroner must also authorize any cremation of decedents who died in Beaufort County based on supporting documentation from the cremation facility. We currently have, in addition to the Coroner, three (3) deputy coroners, one (1) administrative deputy, and four (4) part-time employees who serve as transporters.

## Performance measures

Manner	2010	2011	2012	2013	2014	2015	2016	2017	2018
Accidents-Auto	24	20	26	17	26	20	30	30	24
Accidents-Other	30	24	25	29	32	23	26	57	41
Homicides	6	8	14	4	4	19	11	8	12
Domestic Violence	0	1	1	0	0	0	1	1	0
Suicides	19	16	23	26	20	20	18	21	26
Drowning	7	8	6	10	7	4	5	4	3
Children Younger than 18	26	*18	*25	*16	*19	*18	*23	*18	*12
Autopsies	71	67	108	96	112	103	114	136	121
Toxicology Only	19	9	4	5	2	3	4	0	1
<b>Total</b>	<b>1022</b>	<b>1031</b>	<b>1105</b>	<b>1227</b>	<b>1262</b>	<b>1214</b>	<b>1309</b>	<b>1334</b>	<b>1376</b>

\*Includes stillborn and fetal deaths

## Budget highlights and special notes:

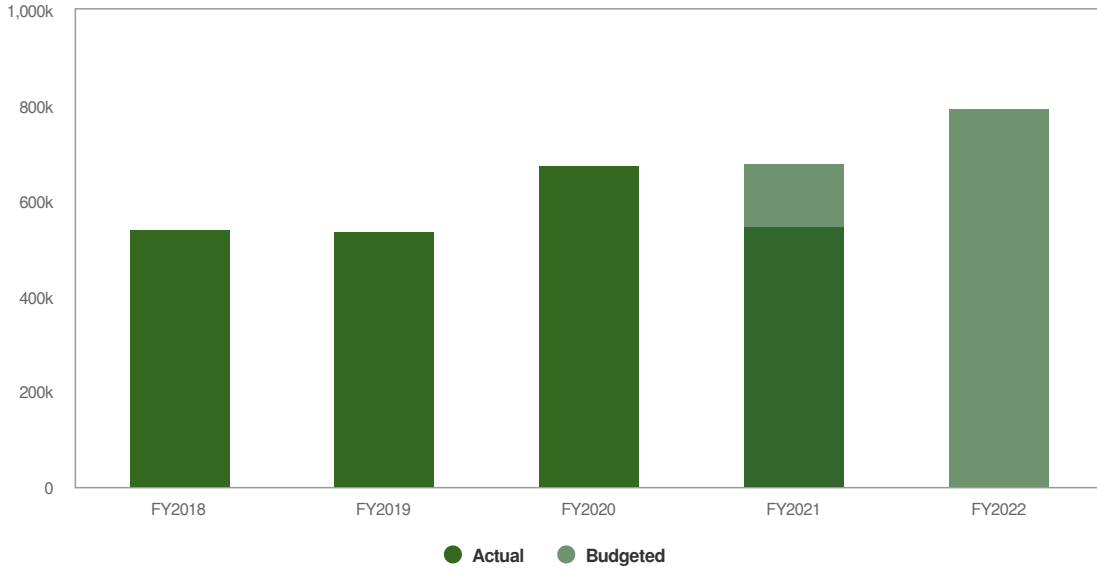
Due to an increase in population as well as an increase in drug overdoses, we have seen a significant increase in our call volume. Additionally, because our county is a retirement area, which includes numerous assisted living facilities, we have more elderly deaths and unclaimed bodies.

## Expenditures Summary

**\$794,875** **\$117,124**  
(17.28% vs. prior year)

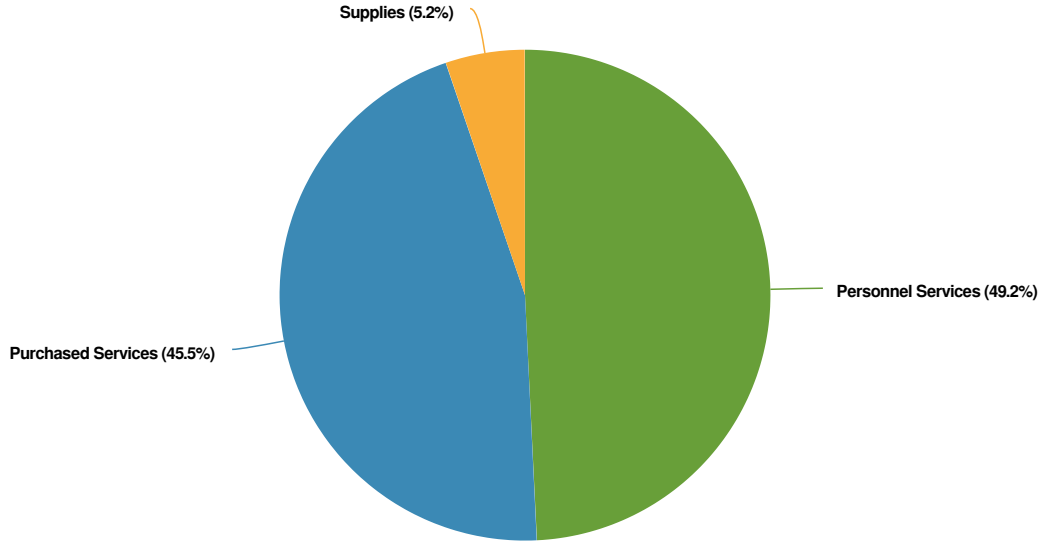


### Coroner Proposed and Historical Budget vs. Actual

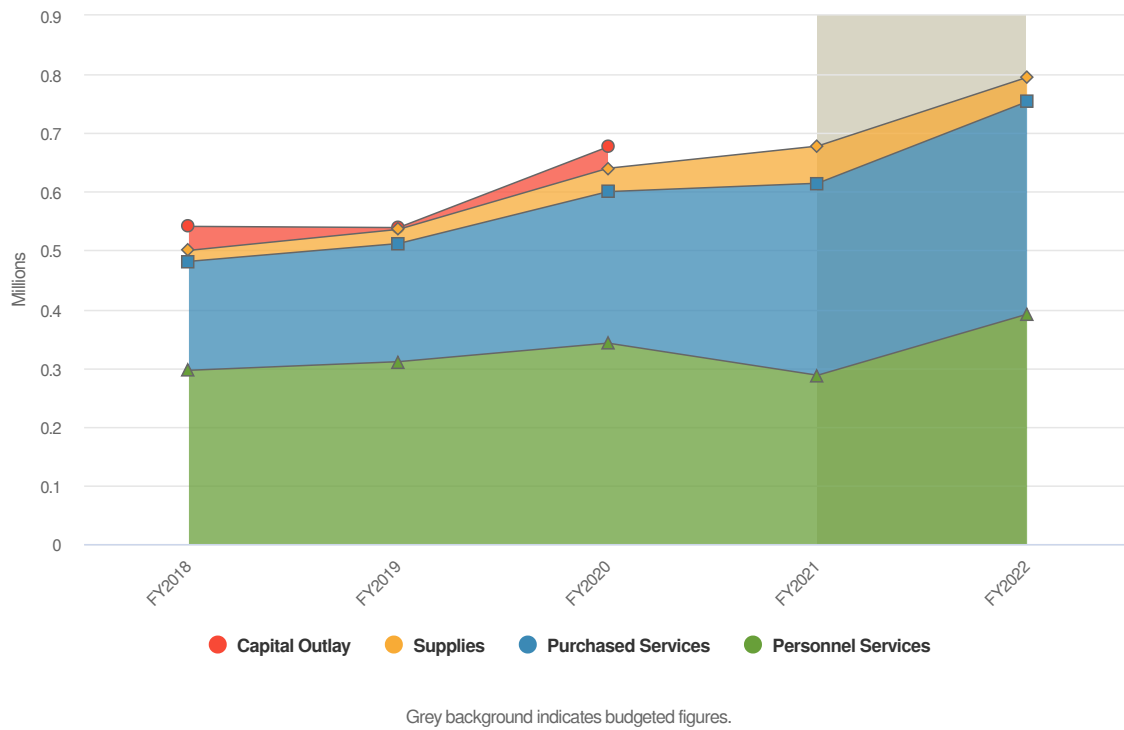


### Expenditures by Expense Type

#### Budgeted Expenditures by Expense Type



### Budgeted and Historical Expenditures by Expense Type



Name	Account ID	FY2019 Actuals	FY2020 Actuals	FY2021 Adopted	FY2022 Proposed	FY2021 Adopted vs. FY2022 Proposed (\$ Change)
<b>Expense Objects</b>						
<b>Personnel Services</b>						
<b>General Government</b>						
Salaries & Wages	10001060-50020	\$252,494	\$276,694	\$233,980	\$298,850	\$64,870
Overtime	10001060-50060	\$549	\$396	\$0	\$5,000	\$5,000
Employer FICA	10001060-50100	\$15,235	\$16,725	\$14,507	\$18,840	\$4,333
Employer Medicare	10001060-50110	\$3,563	\$3,911	\$3,391	\$4,405	\$1,014
Employer SC Retirement	10001060-50120	\$24,662	\$32,546	\$17,640	\$50,439	\$32,799
Employer PO Retirement	10001060-50130	\$14,012	\$11,837	\$17,863	\$13,861	-\$4,002
<b>Total General Government:</b>		<b>\$310,516</b>	<b>\$342,109</b>	<b>\$287,381</b>	<b>\$391,395</b>	<b>\$104,014</b>
<b>Total Personnel Services:</b>		<b>\$310,516</b>	<b>\$342,109</b>	<b>\$287,381</b>	<b>\$391,395</b>	<b>\$104,014</b>
<b>Purchased Services</b>						
<b>General Government</b>						



Name	Account ID	FY2019 Actuals	FY2020 Actuals	FY2021 Adopted	FY2022 Proposed	FY2021 Adopted vs. FY2022 Proposed (\$ Change)
Postage	10001060-51030	\$258	\$299	\$104	\$800	\$696
Telephone	10001060-51050			\$6,100		-\$6,100
Maintenance Contracts	10001060-51110				\$2,300	\$2,300
Equipment Maintenance	10001060-51120	\$2,111		\$2,000	\$2,000	\$0
Facilities Maintenance	10001060-51130	\$417	\$174	\$7,650	\$5,650	-\$2,000
Rental of Equipment	10001060-51140	\$1,185	\$1,195	\$1,500	\$500	-\$1,000
Professional Services	10001060-51160	\$2,085	\$242,379	\$293,000	\$341,800	\$48,800
Non-Professional Services	10001060-51170	\$186,979	\$1,334	\$1,680	\$1,680	\$0
Vehicle Maintenance	10001060-51300	\$6,050	\$6,235	\$10,500	\$1,000	-\$9,500
Books & Subscriptions	10001060-51310	\$505	\$745	\$1,200	\$750	-\$450
Education & Training	10001060-51320	\$1,597	\$845	\$2,000	\$4,500	\$2,500
Jurors & Witness Fees	10001060-51340			\$300		-\$300
Insurance, Vehicles	10001060-51500		\$4,845			\$0
Bonding	10001060-51530			\$1,000	\$1,000	\$0
<b>Total General Government:</b>		<b>\$201,187</b>	<b>\$258,051</b>	<b>\$327,034</b>	<b>\$361,980</b>	<b>\$34,946</b>
<b>Total Purchased Services:</b>		<b>\$201,187</b>	<b>\$258,051</b>	<b>\$327,034</b>	<b>\$361,980</b>	<b>\$34,946</b>
<b>Supplies</b>						
<b>General Government</b>						
Supplies & Materials	10001060-52010	\$15,169	\$18,512	\$33,500	\$21,000	-\$12,500
Uniforms	10001060-52050	\$1,182	\$2,565	\$4,000	\$6,000	\$2,000
Fuels & Lubricants	10001060-52500	\$7,802	\$7,667	\$20,000	\$10,000	-\$10,000
Equipment, Non-Capital	10001060-52612		\$11,036	\$5,836	\$4,500	-\$1,336
<b>Total General Government:</b>		<b>\$24,152</b>	<b>\$39,780</b>	<b>\$63,336</b>	<b>\$41,500</b>	<b>-\$21,836</b>
<b>Total Supplies:</b>		<b>\$24,152</b>	<b>\$39,780</b>	<b>\$63,336</b>	<b>\$41,500</b>	<b>-\$21,836</b>
<b>Capital Outlay</b>						
<b>General Government</b>						



Name	Account ID	FY2019 Actuals	FY2020 Actuals	FY2021 Adopted	FY2022 Proposed	FY2021 Adopted vs. FY2022 Proposed (\$ Change)
Vehicles	10001060-54000	\$3,072	\$36,517	\$0		\$0
<b>Total General Government:</b>		<b>\$3,072</b>	<b>\$36,517</b>	<b>\$0</b>		<b>\$0</b>
<b>Total Capital Outlay:</b>		<b>\$3,072</b>	<b>\$36,517</b>	<b>\$0</b>		<b>\$0</b>
<b>Total Expense Objects:</b>		<b>\$538,927</b>	<b>\$676,457</b>	<b>\$677,751</b>	<b>\$794,875</b>	<b>\$117,124</b>



# Detention Center

## Mission Statement

The mission of the Detention Center is four-fold:

- To provide a safe, secure environment for the incarceration of persons admitted to the facility by various agencies within the Criminal Justice System of Beaufort County;
- To comply with Federal and State regulations on the operation of the facility and in the performance of the staff's official duties;
- To provide meaningful programs for inmates in the areas of resocialization, education, self-esteem, recreation and self-help; and
- To provide quality training for all staff in accordance with State and Federal guidelines and Accreditation standards.

## Goals and Objectives

1. Establish a Recruitment and Retention Plan in order to enhance the perception of the Corrections profession, offer competitive wages and opportunity for growth within the agency, thus sparking the interest of potential applicants and lower turnover rates; and
2. Secure a Medical Services Contract, which will provide professional and competent medical staff to serve the inmate population, ensuring South Carolina Minimum Standards are met and Federal, State, and Local laws are abided.

## Department Description

The Detention Center was built in 1992 with an original rated capacity of 192 inmates; the current capacity is 255. The operational capacity is 204, which is 80% of the original capacity. There are currently eighty-nine staff positions, including six (6) non-sworn employees.

## Performance Measures

The following data is based on information from 2020:

- Admissions, total number of inmates booked: 3154
- Average Daily Population: 154
  - High month: February at 212
  - Low month: December at 131
- Average Length of Stay (ALOS): 9 days
- Releases, total releases: 3187
- Food Service, meals served: 184,369
- Visitation, visitors: 3,367
- Transportation:
  - State Prison/Medical appointments: 267 inmates transported,
  - First Appearance Bond Hearings: 3,033
  - General Sessions Court: 380
  - Family Court: 102
  - Probate Court: 0

## Budget Highlights and Special Notes

The management team will continue to run the facility as efficiently as possible while being sensitive to taxpayers' monies and without jeopardizing security. A large portion of the budget will continue to be spent on salaries and the implementation of Recruitment and Retention Plans. The plans will provide realistic approaches to combatting the high turnover rate that all law enforcement agencies across the state are experiencing.

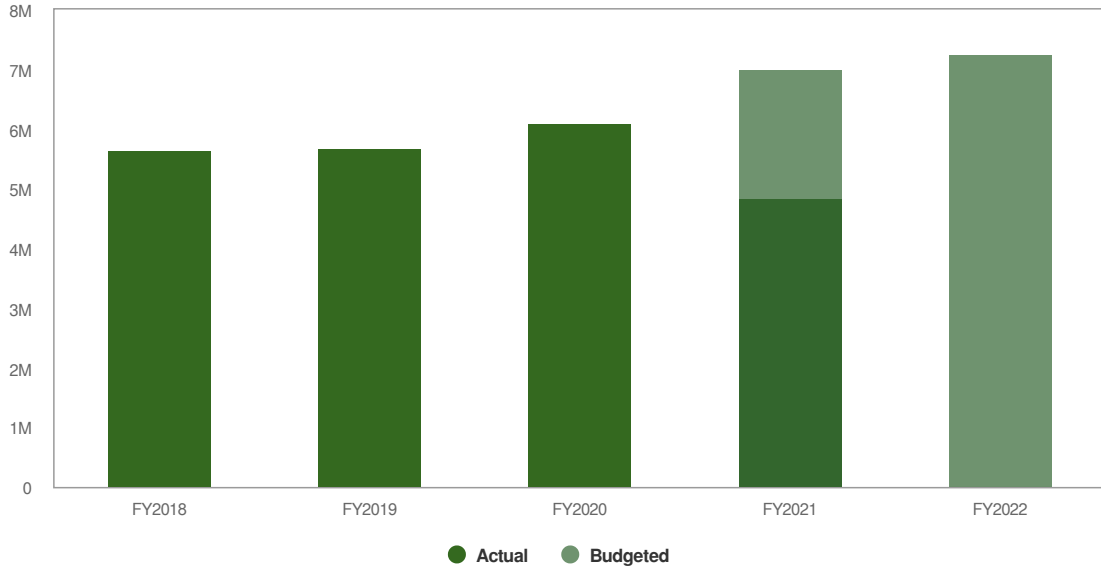
## Expenditures Summary

**\$7,278,666** **\$249,249**  
(3.55% vs. prior year)



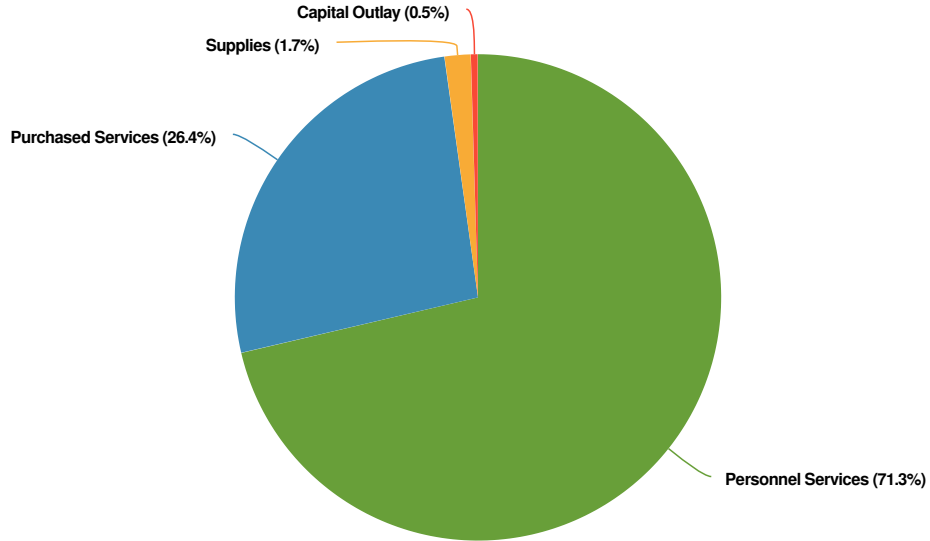


### Detention Center Proposed and Historical Budget vs. Actual

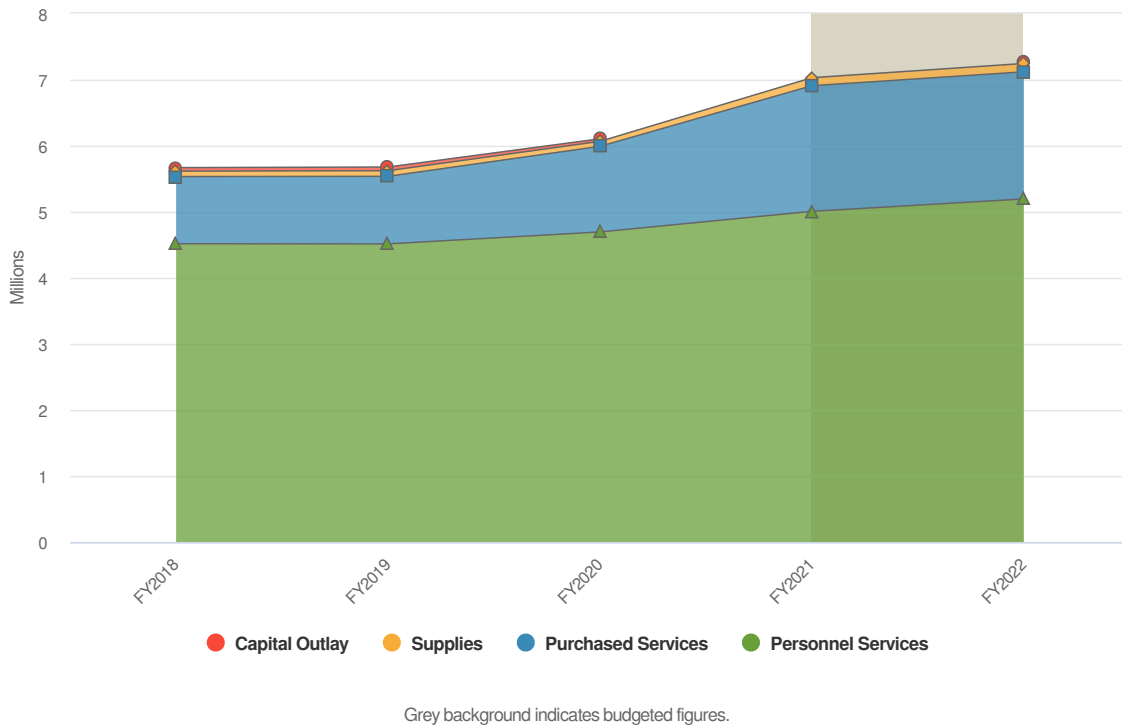


### Expenditures by Expense Type

#### Budgeted Expenditures by Expense Type



### Budgeted and Historical Expenditures by Expense Type



Name	Account ID	FY2019 Actuals	FY2020 Actuals	FY2021 Adopted	FY2022 Proposed	FY2021 Adopted vs. FY2022 Proposed (\$ Change)
<b>Expense Objects</b>						
<b>Personnel Services</b>						
<b>Public Safety</b>						
Salaries & Wages	10001250-50020	\$3,280,393	\$3,197,102	\$3,879,784	\$3,898,318	\$18,534
Overtime	10001250-50060	\$359,171	\$561,066	\$160,000	\$350,000	\$190,000
Other Salaries & Wages	10001250-50091	\$183				\$0
Employer FICA	10001250-50100	\$218,407	\$225,268	\$250,466	\$263,396	\$12,930
Employer Medicare	10001250-50110	\$51,079	\$52,720	\$58,577	\$61,601	\$3,024
Employer SC Retirement	10001250-50120	\$26,161	\$32,247	\$38,071	\$40,000	\$1,929
Employer PO Retirement	10001250-50130	\$577,919	\$625,596	\$619,365	\$580,000	-\$39,365
Employer Worker's Comp Insurance	10001250-50150		\$100			\$0
<b>Total Public Safety:</b>		<b>\$4,513,314</b>	<b>\$4,694,099</b>	<b>\$5,006,263</b>	<b>\$5,193,315</b>	<b>\$187,052</b>
<b>Total Personnel Services:</b>		<b>\$4,513,314</b>	<b>\$4,694,099</b>	<b>\$5,006,263</b>	<b>\$5,193,315</b>	<b>\$187,052</b>



Name	Account ID	FY2019 Actuals	FY2020 Actuals	FY2021 Adopted	FY2022 Proposed	FY2021 Adopted vs. FY2022 Proposed (\$ Change)
<b>Purchased Services</b>						
<b>Public Safety</b>						
Printing	10001250-51010	\$3,230	\$2,762	\$5,210	\$5,210	\$0
Postage	10001250-51030	\$189	\$347	\$1,200	\$1,200	\$0
Licenses & Permits	10001250-51040	\$2,577	\$1,074	\$859	\$860	\$1
Telephone	10001250-51050			\$4,800		-\$4,800
Maintenance Contracts	10001250-51110				\$8,000	\$8,000
Equipment Maintenance	10001250-51120	\$11,226	\$12,189	\$10,000	\$16,000	\$6,000
Facilities Maintenance	10001250-51130	\$59,579	\$49,336	\$68,000	\$68,000	\$0
Rental of Equipment	10001250-51140	\$5,373	\$5,415	\$5,500	\$5,500	\$0
Professional Services	10001250-51160	\$3,649	\$908,819	\$1,462,000	\$1,554,000	\$92,000
Non-Professional Services	10001250-51170	\$609,094	\$19,382	\$4,400	\$4,400	\$0
Inmate Meals	10001250-51200	\$306,071	\$277,631	\$320,000	\$250,000	-\$70,000
Vehicle Maintenance	10001250-51300	\$7,184	\$7,563	\$8,000		-\$8,000
Books & Subscriptions	10001250-51310	\$2,575	\$2,261	\$1,785	\$1,785	\$0
Education & Training	10001250-51320	\$12,218	\$5,271	\$10,000	\$10,000	\$0
Insurance, Vehicles	10001250-51500		\$8,034			\$0
Boarding Reimbursement	10001250-51990		-\$3,902			\$0
<b>Total Public Safety:</b>		<b>\$1,022,966</b>	<b>\$1,296,184</b>	<b>\$1,901,754</b>	<b>\$1,924,955</b>	<b>\$23,201</b>
<b>Total Purchased Services:</b>		<b>\$1,022,966</b>	<b>\$1,296,184</b>	<b>\$1,901,754</b>	<b>\$1,924,955</b>	<b>\$23,201</b>
<b>Supplies</b>						
<b>Public Safety</b>						
Supplies & Materials	10001250-52010	\$46,798	\$38,343	\$48,000	\$47,000	-\$1,000
Uniforms	10001250-52050	\$20,667	\$15,194	\$55,000	\$55,000	\$0
Fuels & Lubricants	10001250-52500	\$9,998	\$6,768	\$10,000	\$10,000	\$0
Equipment, Non-Capital	10001250-52612	\$7,085	\$15,061	\$8,400	\$14,641	\$6,241
<b>Total Public Safety:</b>		<b>\$84,548</b>	<b>\$75,367</b>	<b>\$121,400</b>	<b>\$126,641</b>	<b>\$5,241</b>



Name	Account ID	FY2019 Actuals	FY2020 Actuals	FY2021 Adopted	FY2022 Proposed	FY2021 Adopted vs. FY2022 Proposed (\$ Change)
<b>Total Supplies:</b>		<b>\$84,548</b>	<b>\$75,367</b>	<b>\$121,400</b>	<b>\$126,641</b>	<b>\$5,241</b>
<b>Capital Outlay</b>						
<b>Public Safety</b>						
Equipment, Capital	10001250-54200	\$56,176	\$38,684	\$0	\$33,755	\$33,755
<b>Total Public Safety:</b>		<b>\$56,176</b>	<b>\$38,684</b>	<b>\$0</b>	<b>\$33,755</b>	<b>\$33,755</b>
<b>Total Capital Outlay:</b>		<b>\$56,176</b>	<b>\$38,684</b>	<b>\$0</b>	<b>\$33,755</b>	<b>\$33,755</b>
<b>Total Expense Objects:</b>		<b>\$5,677,003</b>	<b>\$6,104,333</b>	<b>\$7,029,417</b>	<b>\$7,278,666</b>	<b>\$249,249</b>



# Emergency Medical Services

## Mission Statement

- Provide the finest immediate quality patient care and medical transport available in the safest and most appropriate manner;
- Provide training for all personnel in all phases of advanced prehospital care;
- To maintain an awareness of the need for improvement in the methods of training, equipment, and performance as they become available;
- To provide Community Awareness through public relations events, social media, and public education; and
- To provide the best possible customer service and treat all individuals and organizations with compassion and respect.

## Department Description

Emergency Medical Services (EMS) provides high-quality, emergent patient care for the citizens and visitors of Beaufort County with eighty-eight (88) full-time employees and twenty (20) part-time employees. Tactical medical support is also provided to the Beaufort County Sheriff's Office Special Weapons and Tactics Team. Medical support is provided for large events by specially trained Emergency Bike Team members, and direct support is also given to local disaster recovery and catastrophic events as members of the Low Country Regional Medical Assistance Team (RMAT).

## Performance Measures

EMS responded to 16,446 calls for service during calendar year 2020. This is an increase of thirty-four (34) calls from calendar year 2019.

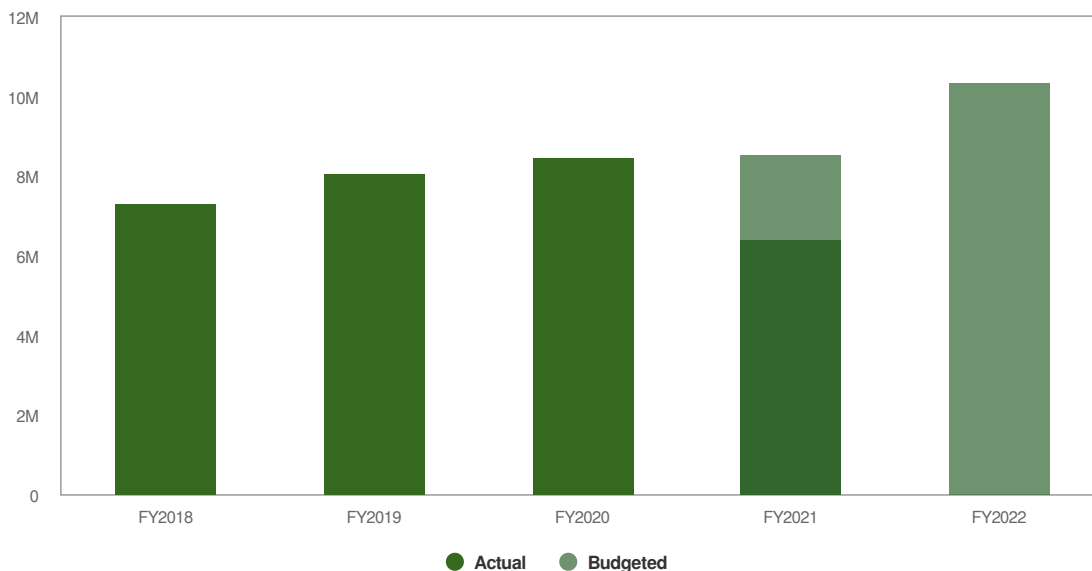
## Budget Highlights & Special Notes

Implementing a 12-hour ambulance will assist in alleviating the high volume times, and in turn help to reduce burnout among the staff. The newly purchased ambulances have all the recommendations of the Department of Transportation/GSA Federal Specifications for the Star-of-Life Ambulance regulations to provide the safest possible vehicle for the staff. The new Ambulances will have separate HVAC systems for the cab and patient compartments. As Ambulances and Quick Response Vehicles are replaced, the vehicles have the most current safety features. EMS is also creating a pamphlet to give to patients and their family to explain the emergency medical service.

## Expenditures Summary

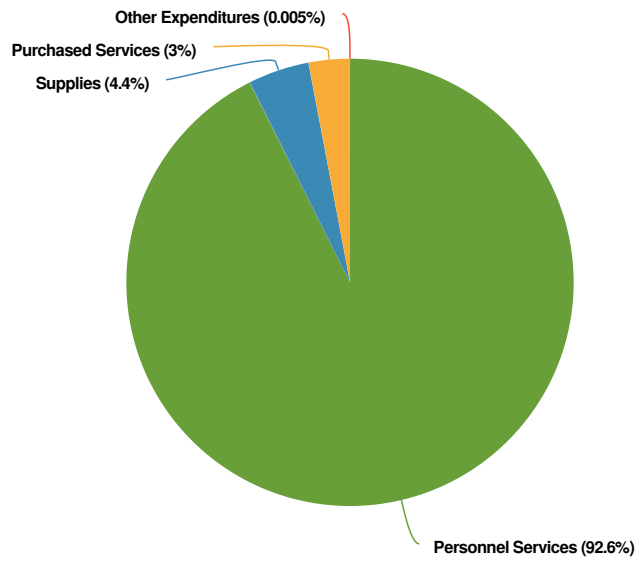
**\$10,373,104** **\$1,806,727**  
(21.09% vs. prior year)

Emergency Medical Services Proposed and Historical Budget vs. Actual

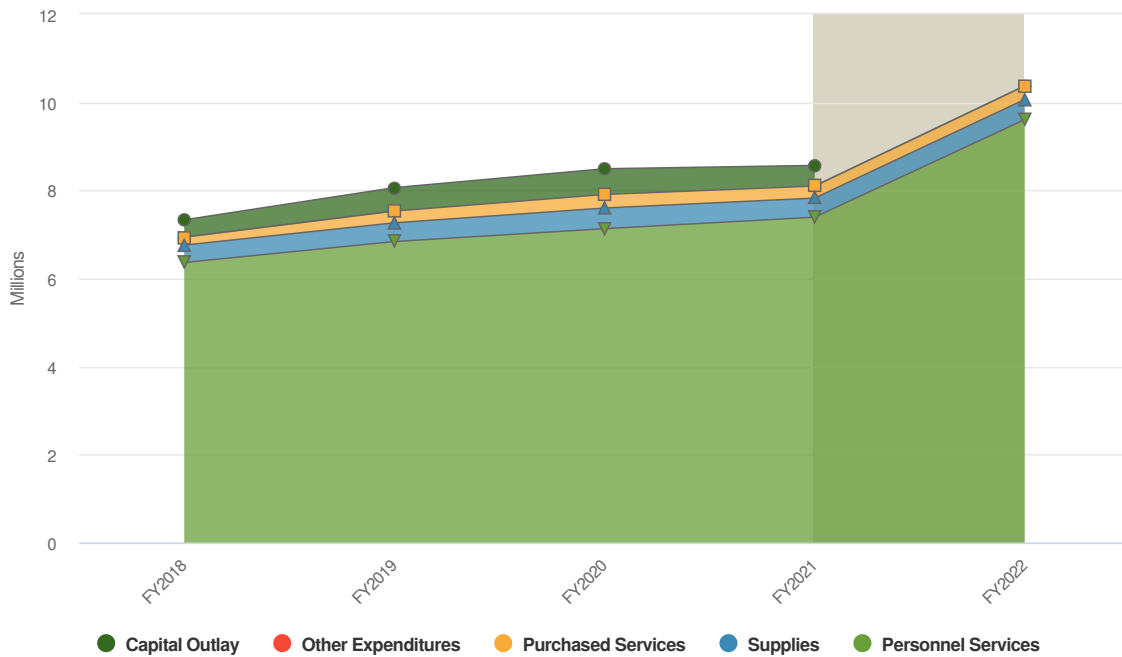


# Expenditures by Expense Type

## Budgeted Expenditures by Expense Type



## Budgeted and Historical Expenditures by Expense Type



Grey background indicates budgeted figures.



Name	Account ID	FY2019 Actuals	FY2020 Actuals	FY2021 Adopted	FY2022 Proposed	FY2021 Adopted vs. FY2022 Proposed (\$ Change)
<b>Expense Objects</b>						
<b>Personnel Services</b>						
<b>Public Safety</b>						
Salaries & Wages	10001230-50020	\$3,243,627	\$3,576,648	\$3,768,206	\$5,434,485	\$1,666,279
Overtime	10001230-50060	\$2,369,414	\$2,234,725	\$2,244,330	\$2,300,000	\$55,670
Personnel Cost Reimbursement	10001230-50090	-\$6,420	-\$3,210			\$0
Employer FICA	10001230-50100	\$338,898	\$351,238	\$363,737	\$479,538	\$115,801
Employer Medicare	10001230-50110	\$79,258	\$82,144	\$85,067	\$112,150	\$27,083
Employer SC Retirement	10001230-50120	\$812,219	\$887,582	\$929,234	\$1,280,831	\$351,597
<b>Total Public Safety:</b>		<b>\$6,836,996</b>	<b>\$7,129,127</b>	<b>\$7,390,574</b>	<b>\$9,607,004</b>	<b>\$2,216,430</b>
<b>Total Personnel Services:</b>		<b>\$6,836,996</b>	<b>\$7,129,127</b>	<b>\$7,390,574</b>	<b>\$9,607,004</b>	<b>\$2,216,430</b>
<b>Purchased Services</b>						
<b>Public Safety</b>						
Printing	10001230-51010	\$833	\$1,643	\$2,000	\$2,000	\$0
Postage	10001230-51030	\$1,059	\$749	\$1,000	\$1,000	\$0
Licenses & Permits	10001230-51040	\$10,607	\$13,729	\$12,728	\$16,200	\$3,472
Telephone	10001230-51050			\$28,500		-\$28,500
Maintenance Contracts	10001230-51110				\$170,000	\$170,000
Equipment Maintenance	10001230-51120	\$5,911	\$5,441	\$6,500	\$7,500	\$1,000
Facilities Maintenance	10001230-51130	\$28,549	\$31,579	\$32,000	\$33,000	\$1,000
Rental of Equipment	10001230-51140	\$9,116	\$11,016	\$10,000	\$5,000	-\$5,000
Professional Services	10001230-51160	\$29,383	\$39,750	\$40,600	\$35,200	-\$5,400
Non-Professional Services	10001230-51170	\$1,279	\$1,153	\$2,200	\$2,200	\$0
Vehicle Maintenance	10001230-51300	\$149,230	\$120,955	\$95,000	\$7,500	-\$87,500
Books & Subscriptions	10001230-51310	\$2,455	\$1,934	\$2,500	\$2,500	\$0
Education & Training	10001230-51320	\$29,365	\$27,305	\$40,000	\$25,000	-\$15,000
Insurance, Vehicles	10001230-51500		\$48,894			\$0



Name	Account ID	FY2019 Actuals	FY2020 Actuals	FY2021 Adopted	FY2022 Proposed	FY2021 Adopted vs. FY2022 Proposed (\$ Change)
Insurance, Buildings & Contents	10001230-51510		\$3,815			\$0
<b>Total Public Safety:</b>		<b>\$267,788</b>	<b>\$307,964</b>	<b>\$273,028</b>	<b>\$307,100</b>	<b>\$34,072</b>
<b>Total Purchased Services:</b>		<b>\$267,788</b>	<b>\$307,964</b>	<b>\$273,028</b>	<b>\$307,100</b>	<b>\$34,072</b>
<b>Supplies</b>						
<b>Public Safety</b>						
Supplies & Materials	10001230-52010	\$246,329	\$308,789	\$288,000	\$300,500	\$12,500
Uniforms	10001230-52050	\$36,774	\$38,111	\$40,000	\$45,000	\$5,000
Fuels & Lubricants	10001230-52500	\$134,880	\$117,941	\$100,000	\$100,000	\$0
Equipment, Non-Capital	10001230-52612	\$7,002	\$4,708	\$5,500	\$13,000	\$7,500
<b>Total Public Safety:</b>		<b>\$424,986</b>	<b>\$469,550</b>	<b>\$433,500</b>	<b>\$458,500</b>	<b>\$25,000</b>
<b>Total Supplies:</b>		<b>\$424,986</b>	<b>\$469,550</b>	<b>\$433,500</b>	<b>\$458,500</b>	<b>\$25,000</b>
<b>Capital Outlay</b>						
<b>Public Safety</b>						
Vehicles	10001230-54000	\$531,207	\$574,425	\$384,500		-\$384,500
Equipment, Capital	10001230-54200	\$178	\$9,429	\$84,275		-\$84,275
<b>Total Public Safety:</b>		<b>\$531,385</b>	<b>\$583,855</b>	<b>\$468,775</b>		<b>-\$468,775</b>
<b>Total Capital Outlay:</b>		<b>\$531,385</b>	<b>\$583,855</b>	<b>\$468,775</b>		<b>-\$468,775</b>
<b>Other Expenditures</b>						
<b>Public Safety</b>						
Credit Card Fees	10001230-57900	\$378		\$500	\$500	\$0
<b>Total Public Safety:</b>		<b>\$378</b>		<b>\$500</b>	<b>\$500</b>	<b>\$0</b>
<b>Total Other Expenditures:</b>		<b>\$378</b>		<b>\$500</b>	<b>\$500</b>	<b>\$0</b>
<b>Total Expense Objects:</b>		<b>\$8,061,534</b>	<b>\$8,490,496</b>	<b>\$8,566,377</b>	<b>\$10,373,104</b>	<b>\$1,806,727</b>





# Facilities Management

## Mission Statement

The Facility Management Department is dedicated to providing attractive, accessible, safe and well-planned government facilities to support the mission and goals of Beaufort County. All efforts of the department are service based and superior service is an essential component and goal of all departmental undertakings.

## Goals and Objectives-

1. Assist the consulting firm with the development of a three-part study to include comprehensive facility condition assessments, space need analysis and facilities master plan for 70 facilities and 46 County departments; and
2. Reduce our energy consumption with the replacement of 24 energy efficient HVAC units at the Detention Center, Courthouse and Myrtle Park Building.

## Department Description

**Facility Management Department** includes the Facilities Maintenance Department and employs twenty (20) staff members. The department provides contract management and project management for facility improvements and renovations, annual inspections of the building life safety systems: fire alarm systems, fire sprinkler systems, fire extinguishers, back flow devices, provides contract management for facility custodial contract, and pesticide and termite protection services.

**Facilities Maintenance** provides services that include, but are not limited to, repairs and replacement of HVAC systems, electrical/lighting systems, plumbing systems, painting, and carpentry services for 104 County-owned buildings and facilities.

## Performance measures

- Utilization of the PubWorks maintenance software program assists with the management of all service requests. Facilities Maintenance responded to 3,095 service requests in 2020;
- Through energy conservation efforts, we have reduced electrical consumption by approximately five percent (5%) over the last several years; and
- We responded to the pandemic by installing 204 sneeze/cough shields and several hundred floor decals and signs.

## Budget highlights and special notes

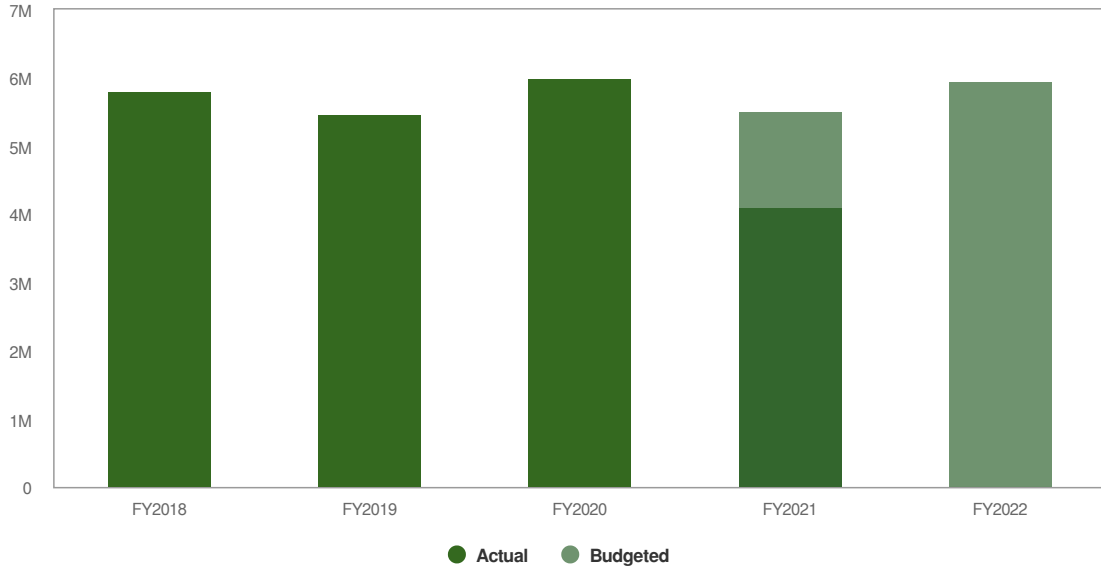
- Approval and development of the Facilities Master Plan.
- Development of the Boat Landing Study RFQ.

## Expenditures Summary

**\$5,969,922**    **\$441,696**  
(7.99% vs. prior year)

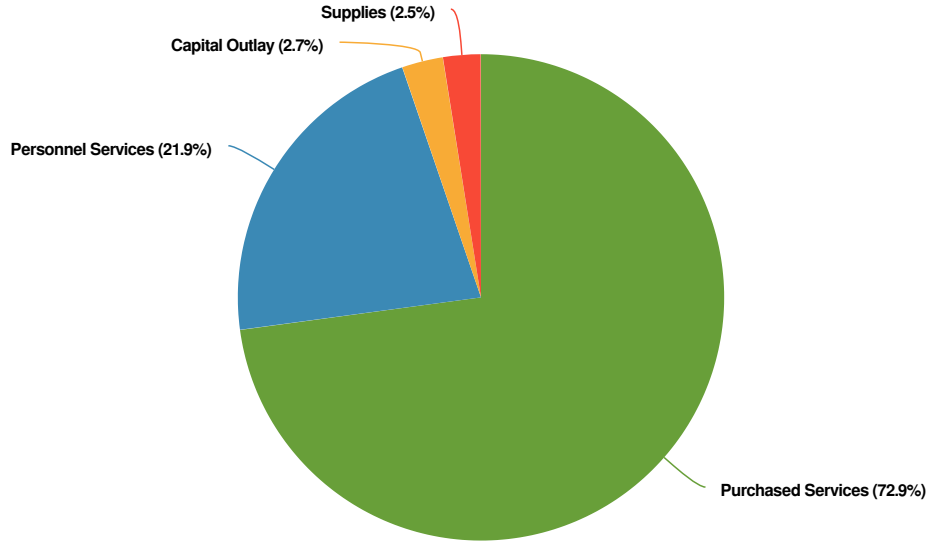


### Facilities Management Proposed and Historical Budget vs. Actual

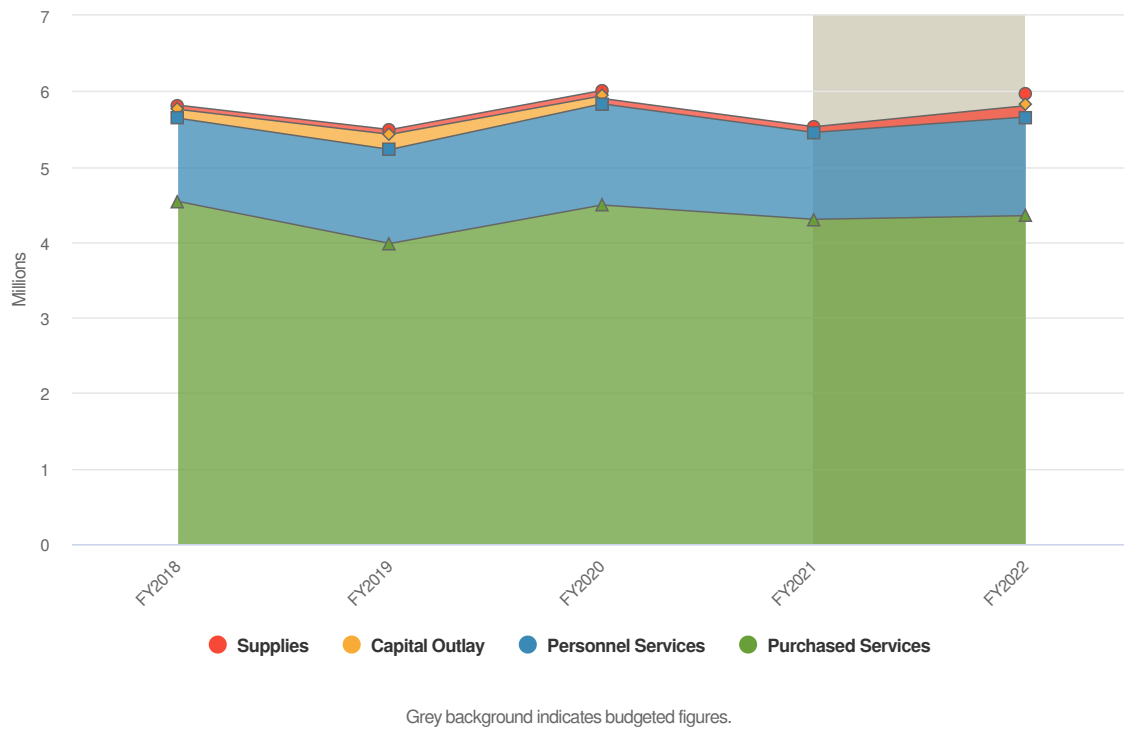


### Expenditures by Expense Type

#### Budgeted Expenditures by Expense Type



### Budgeted and Historical Expenditures by Expense Type



Name	Account ID	FY2019 Actuals	FY2020 Actuals	FY2021 Adopted	FY2022 Proposed	FY2021 Adopted vs. FY2022 Proposed (\$ Change)
<b>Expense Objects</b>						
<b>Personnel Services</b>						
<b>Public Works</b>						
Salaries & Wages	10001310-50020	\$1,013,920	\$1,087,980	\$948,030	\$1,052,467	\$104,437
Overtime	10001310-50060	\$7,244	\$4,971	\$500		-\$500
Employer FICA	10001310-50100	\$61,192	\$65,699	\$58,809	\$65,253	\$6,444
Employer Medicare	10001310-50110	\$14,311	\$15,365	\$13,753	\$15,261	\$1,508
Employer SC Retirement	10001310-50120	\$148,463	\$166,399	\$130,637	\$174,289	\$43,652
<b>Total Public Works:</b>		<b>\$1,245,130</b>	<b>\$1,340,415</b>	<b>\$1,151,729</b>	<b>\$1,307,270</b>	<b>\$155,541</b>
<b>Total Personnel Services:</b>		<b>\$1,245,130</b>	<b>\$1,340,415</b>	<b>\$1,151,729</b>	<b>\$1,307,270</b>	<b>\$155,541</b>
<b>Purchased Services</b>						
<b>Public Works</b>						
Printing	10001310-51010	\$855	\$126	\$1,850	\$1,850	\$0



Name	Account ID	FY2019 Actuals	FY2020 Actuals	FY2021 Adopted	FY2022 Proposed	FY2021 Adopted vs. FY2022 Proposed (\$ Change)
Postage	10001310-51030			\$250	\$250	\$0
Telephone	10001310-51050			\$8,000		-\$8,000
Electricity	10001310-51060	\$1,929,197	\$1,992,320	\$2,172,789	\$2,050,000	-\$122,789
Water & Sewer	10001310-51070	\$247,408	\$264,011	\$271,891	\$245,000	-\$26,891
Maintenance Contracts	10001310-51110				\$89,000	\$89,000
Equipment Maintenance	10001310-51120	\$234,460	\$253,955	\$238,000	\$220,000	-\$18,000
Facilities Maintenance	10001310-51130	\$1,338,682	\$1,285,989	\$1,184,800	\$1,543,000	\$358,200
Rental of Equipment	10001310-51140	\$7,950	\$6,170	\$9,500	\$9,500	\$0
Professional Services	10001310-51160	\$164,234	\$268,289	\$354,692	\$154,300	-\$200,392
Non-Professional Services	10001310-51170	\$26,548	\$25,781	\$28,000	\$28,000	\$0
Vehicle Maintenance	10001310-51300	\$26,440	\$27,366	\$24,000	\$250	-\$23,750
Books & Subscriptions	10001310-51310	\$166	\$1,186	\$1,475	\$1,475	\$0
Education & Training	10001310-51320	\$5,631	\$3,834	\$6,050	\$7,500	\$1,450
Insurance, Vehicles	10001310-51500		\$21,509			\$0
Insurance, Buildings & Contents	10001310-51510		\$340,680			\$0
<b>Total Public Works:</b>		<b>\$3,981,571</b>	<b>\$4,491,215</b>	<b>\$4,301,297</b>	<b>\$4,350,125</b>	<b>\$48,828</b>
<b>Total Purchased Services:</b>		<b>\$3,981,571</b>	<b>\$4,491,215</b>	<b>\$4,301,297</b>	<b>\$4,350,125</b>	<b>\$48,828</b>
<b>Supplies</b>						
<b>Public Works</b>						
Supplies & Materials	10001310-52010	\$9,846	\$11,344	\$8,400	\$69,200	\$60,800
Uniforms	10001310-52050	\$9,313	\$10,131	\$15,000	\$18,000	\$3,000
Fuels & Lubricants	10001310-52500	\$31,886	\$30,564	\$41,800	\$41,800	\$0
Equipment, Non-Capital	10001310-52612	\$11,586	\$19,248	\$10,000	\$20,500	\$10,500
<b>Total Public Works:</b>		<b>\$62,632</b>	<b>\$71,287</b>	<b>\$75,200</b>	<b>\$149,500</b>	<b>\$74,300</b>
<b>Total Supplies:</b>		<b>\$62,632</b>	<b>\$71,287</b>	<b>\$75,200</b>	<b>\$149,500</b>	<b>\$74,300</b>
<b>Capital Outlay</b>						
<b>Public Works</b>						



Name	Account ID	FY2019 Actuals	FY2020 Actuals	FY2021 Adopted	FY2022 Proposed	FY2021 Adopted vs. FY2022 Proposed (\$ Change)
Vehicles	10001310-54000	\$25,779				\$0
Equipment, Capital	10001310-54200	\$81,137		\$0	\$163,027	\$163,027
Buildings & Improvements	10001310-54420	\$93,253	\$105,658			\$0
<b>Total Public Works:</b>		<b>\$200,169</b>	<b>\$105,658</b>		<b>\$163,027</b>	<b>\$163,027</b>
<b>Total Capital Outlay:</b>		<b>\$200,169</b>	<b>\$105,658</b>		<b>\$163,027</b>	<b>\$163,027</b>
<b>Total Expense Objects:</b>		<b>\$5,489,502</b>	<b>\$6,008,575</b>	<b>\$5,528,226</b>	<b>\$5,969,922</b>	<b>\$441,696</b>



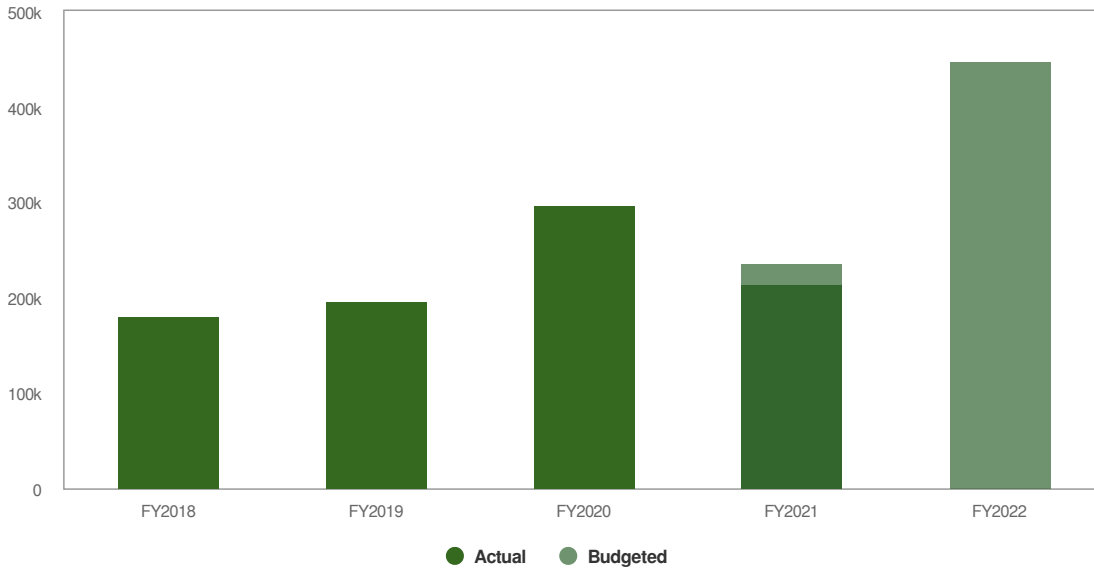
## Family Court

Beaufort County Family Court hears all family cases which may involve or include Divorce; Child Support; Alimony; Separation & Maintenance; Domestic Abuse Cases; Child Custody and Visitations Rights; Adoptions / Termination of Parental Rights; and Juvenile Cases. Family Court is administered by the Beaufort Clerk of Court.

### Expenditures Summary

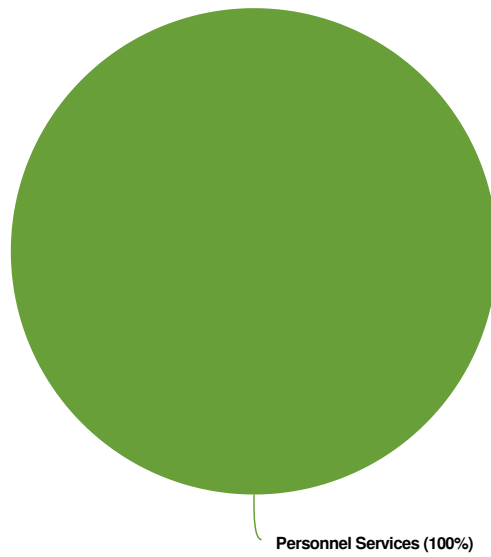
**\$448,657** **\$213,019**  
(90.4% vs. prior year)

Family Court Proposed and Historical Budget vs. Actual

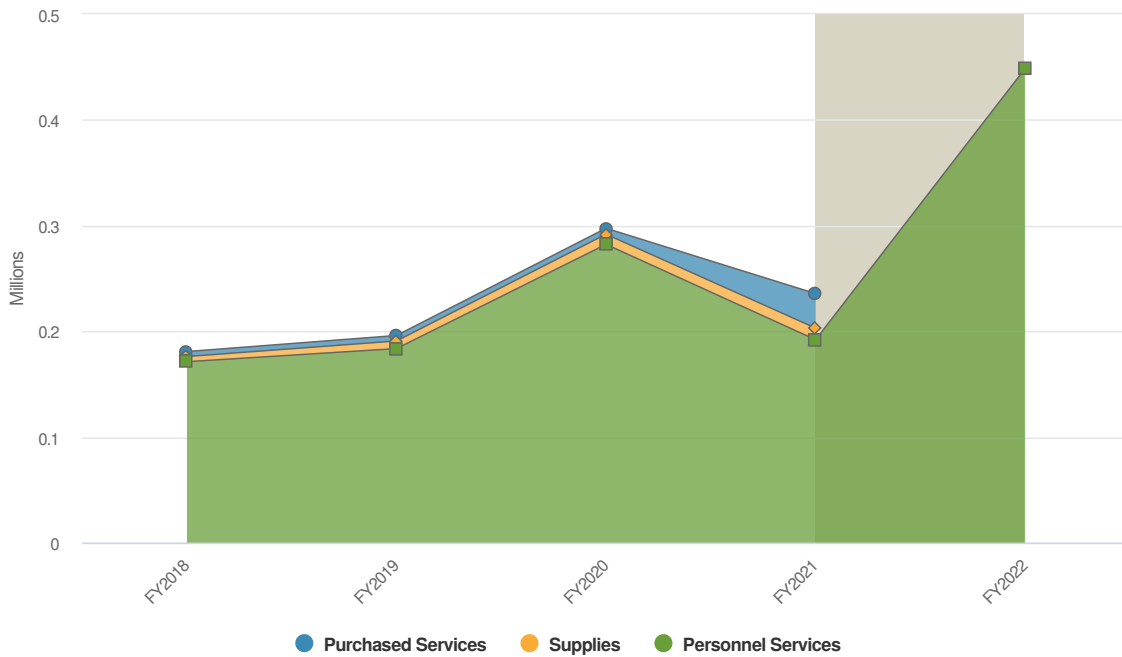


# Expenditures by Expense Type

## Budgeted Expenditures by Expense Type



## Budgeted and Historical Expenditures by Expense Type



Grey background indicates budgeted figures.



Name	Account ID	FY2019 Actuals	FY2020 Actuals	FY2021 Adopted	FY2022 Proposed	FY2021 Adopted vs. FY2022 Proposed (\$ Change)
<b>Expense Objects</b>						
<b>Personnel Services</b>						
<b>General Government</b>						
Salaries & Wages	10001031-50020	\$150,728	\$230,792	\$157,940	\$361,208	\$203,268
Overtime	10001031-50060		\$36			\$0
Employer FICA	10001031-50100	\$9,004	\$13,845	\$9,793	\$22,395	\$12,602
Employer Medicare	10001031-50110	\$2,106	\$3,238	\$2,290	\$5,238	\$2,948
Employer SC Retirement	10001031-50120	\$21,748	\$34,324	\$21,940	\$59,816	\$37,876
<b>Total General Government:</b>		<b>\$183,586</b>	<b>\$282,235</b>	<b>\$191,963</b>	<b>\$448,657</b>	<b>\$256,694</b>
<b>Total Personnel Services:</b>		<b>\$183,586</b>	<b>\$282,235</b>	<b>\$191,963</b>	<b>\$448,657</b>	<b>\$256,694</b>
<b>Purchased Services</b>						
<b>General Government</b>						
Printing	10001031-51010	\$1,089	\$1,938	\$6,200		-\$6,200
Postage	10001031-51030	\$250	\$268	\$8,500		-\$8,500
Telephone	10001031-51050			\$500		-\$500
Rental of Equipment	10001031-51140	\$2,351	\$2,369	\$15,500		-\$15,500
Professional Services	10001031-51160			\$500		-\$500
Books & Subscriptions	10001031-51310			\$500		-\$500
Education & Training	10001031-51320	\$1,494	\$1,047	\$975		-\$975
<b>Total General Government:</b>		<b>\$5,184</b>	<b>\$5,622</b>	<b>\$32,675</b>		<b>-\$32,675</b>
<b>Total Purchased Services:</b>		<b>\$5,184</b>	<b>\$5,622</b>	<b>\$32,675</b>		<b>-\$32,675</b>
<b>Supplies</b>						
<b>General Government</b>						
Supplies & Materials	10001031-52010	\$7,205	\$9,605	\$11,000		-\$11,000
<b>Total General Government:</b>		<b>\$7,205</b>	<b>\$9,605</b>	<b>\$11,000</b>		<b>-\$11,000</b>
<b>Total Supplies:</b>		<b>\$7,205</b>	<b>\$9,605</b>	<b>\$11,000</b>		<b>-\$11,000</b>
<b>Total Expense Objects:</b>		<b>\$195,976</b>	<b>\$297,463</b>	<b>\$235,638</b>	<b>\$448,657</b>	<b>\$213,019</b>





# Finance Department

## Mission Statement

The mission of the Finance Department is to maintain the financial records of Beaufort County, in accordance with generally accepted accounting principles and in accordance with principles prescribed by the American Institute of Certified Public Accountants ("AICPA"), the Government Finance Officers Association ("GFOA"), and the Governmental Accounting Standards Board ("GASB"); and provide management with up-to-date and accurate financial data, for use in making decisions affecting the citizenry of the County. Furthermore, to ensure compliance with all local, state, and federal laws in the maintenance of records, receipt and disbursement of monies, and reporting requirements.

## Goals and Objectives

1. Complete a comprehensive Budget Document for FY2022.
2. Complete the Comprehensive Annual Financial Report (CAFR) before December 31, 2021.

## Department Description

All financial operations of the County are managed through Finance. This includes working with the annual audit, establishing and maintaining controls over all financial activities, providing information to departments and the public, monitoring and administering grant awards, processing accounts payable on a weekly basis, payroll on a biweekly basis and various other duties as necessary. Finance is responsible for the preparation and administration of the County's budgets for governmental as well as proprietary funds. This includes working with departments annually to prepare the budget for County Council's approval, maintaining the budgets throughout the fiscal year and ensuring the ordinance that governs administration of the budget is being upheld. Finance administers the State Accommodations Tax as well as the County's Local Accommodations, Admissions, and Hospitality Taxes. The Finance Department currently has thirteen (13) full-time employees with two (2) vacant positions that will be filled in the next year.

## Performance measures

Finance has received the GFOA Certificate of Achievement for Excellence in Financial Reporting for the 2019 Annual Comprehensive Financial Report (ACFR), and has applied for the award for the 2020 ACFR. The Finance department prepared the first line item budget for 2021. The Finance Department is working to prepare its first Budget Document for the FY22 Budget and will seek the Distinguished Budget Award from the GFOA. Approximately 24,000 checks and Electronic Funds Transfers were prepared in the prior year. Finance processes payroll on a biweekly basis for Beaufort County, Bluffton Fire District, Lady's Island Fire District, and Daufuskie Island Fire District for approximately 1,500 employees.

## Budget highlights and special notes

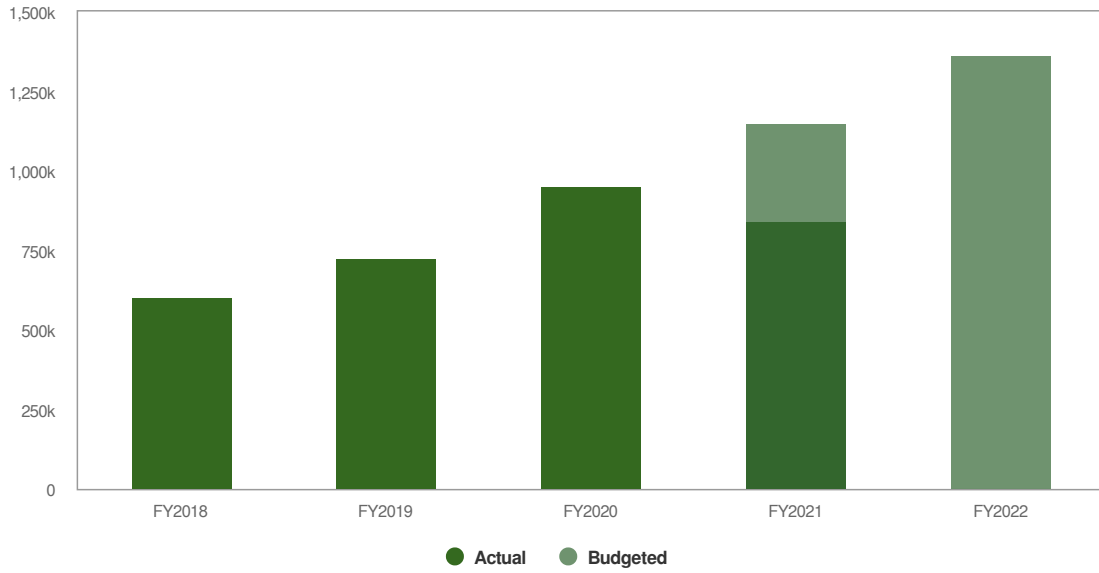
The Finance Department is currently revamping its operations. We are overhauling employee positions and reassigning tasks. No new full-time employees have been added for the year.

## Expenditures Summary

**\$1,361,024**    **\$208,139**  
(18.05% vs. prior year)

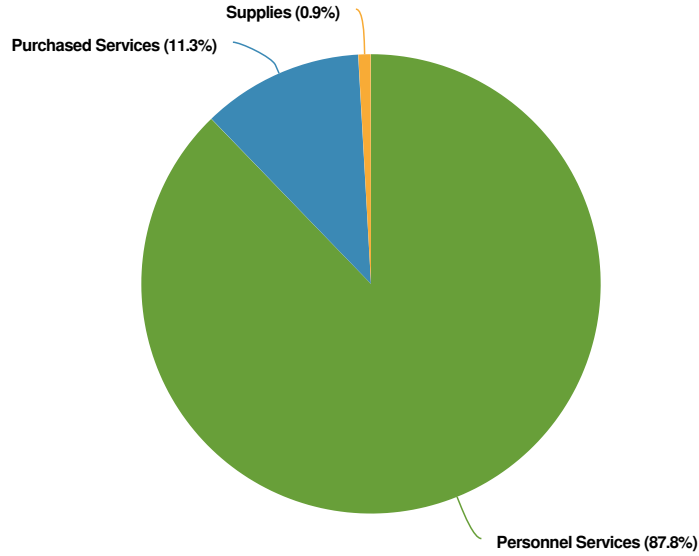


### Finance Department Proposed and Historical Budget vs. Actual

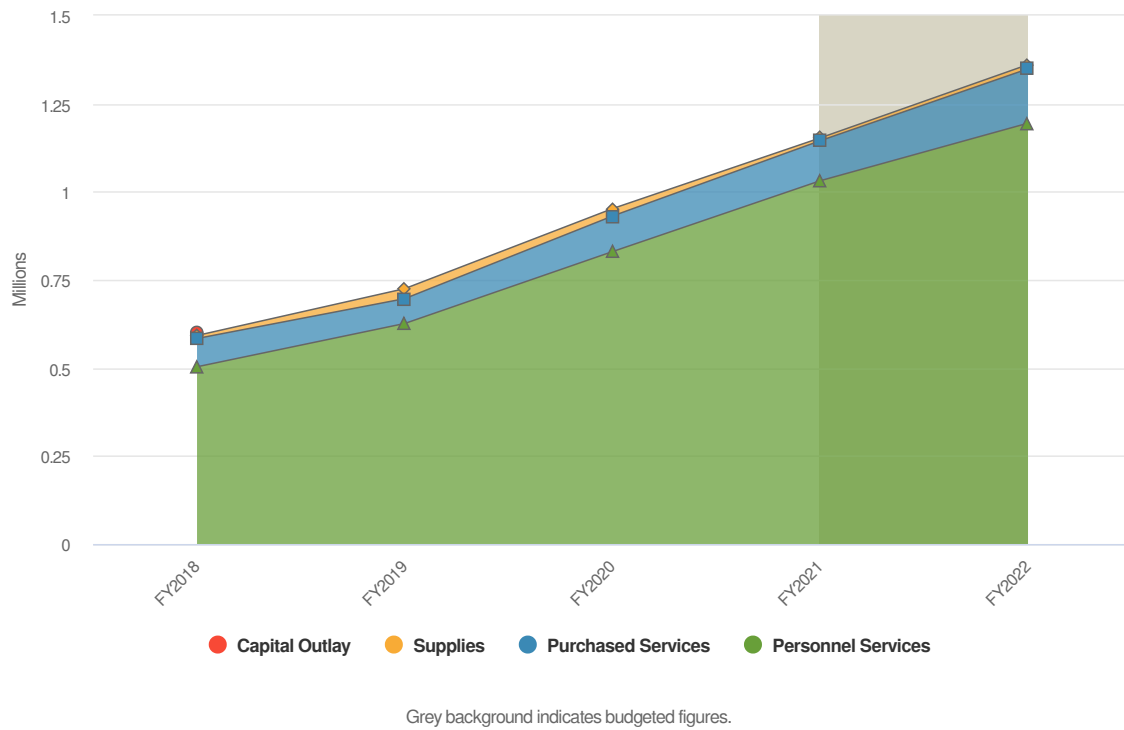


### Expenditures by Expense Type

#### Budgeted Expenditures by Expense Type



### Budgeted and Historical Expenditures by Expense Type



Name	Account ID	FY2019 Actuals	FY2020 Actuals	FY2021 Adopted	FY2022 Proposed	FY2021 Adopted vs. FY2022 Proposed (\$ Change)
<b>Expense Objects</b>						
<b>Personnel Services</b>						
<b>General Government</b>						
Salaries & Wages	10001111-50020	\$512,981	\$677,588	\$845,850	\$960,809	\$114,959
Overtime	10001111-50060	\$231	\$34	\$0	\$1,000	\$1,000
Employer FICA	10001111-50100	\$31,347	\$40,786	\$52,442	\$59,632	\$7,190
Employer Medicare	10001111-50110	\$7,331	\$9,569	\$12,265	\$13,946	\$1,681
Employer SC Retirement	10001111-50120	\$74,172	\$102,110	\$120,713	\$159,276	\$38,563
<b>Total General Government:</b>		<b>\$626,062</b>	<b>\$830,086</b>	<b>\$1,031,270</b>	<b>\$1,194,663</b>	<b>\$163,393</b>
<b>Total Personnel Services:</b>		<b>\$626,062</b>	<b>\$830,086</b>	<b>\$1,031,270</b>	<b>\$1,194,663</b>	<b>\$163,393</b>
<b>Purchased Services</b>						
<b>General Government</b>						
Printing	10001111-51010	\$3,727	\$5,139	\$2,000	\$5,000	\$3,000



Name	Account ID	FY2019 Actuals	FY2020 Actuals	FY2021 Adopted	FY2022 Proposed	FY2021 Adopted vs. FY2022 Proposed (\$ Change)
Postage	10001111-51030	\$8,363	\$6,020	\$3,015	\$3,300	\$285
Telephone	10001111-51050			\$1,000		-\$1,000
Rental of Equipment	10001111-51140	\$2,235	\$2,333	\$2,100	\$2,156	\$56
Professional Services	10001111-51160	\$49,746	\$80,239	\$95,000	\$135,000	\$40,000
Books & Subscriptions	10001111-51310	\$1,224	\$1,048	\$3,000	\$2,405	-\$595
Education & Training	10001111-51320	\$5,218	\$6,160	\$7,500	\$6,500	-\$1,000
<b>Total General Government:</b>		<b>\$70,513</b>	<b>\$100,940</b>	<b>\$113,615</b>	<b>\$154,361</b>	<b>\$40,746</b>
<b>Total Purchased Services:</b>		<b>\$70,513</b>	<b>\$100,940</b>	<b>\$113,615</b>	<b>\$154,361</b>	<b>\$40,746</b>
<b>Supplies</b>						
<b>General Government</b>						
Supplies & Materials	10001111-52010	\$10,701	\$16,448	\$8,000	\$11,000	\$3,000
Equipment, Non-Capital	10001111-52612	\$17,684	\$4,605	\$0	\$1,000	\$1,000
<b>Total General Government:</b>		<b>\$28,385</b>	<b>\$21,053</b>	<b>\$8,000</b>	<b>\$12,000</b>	<b>\$4,000</b>
<b>Total Supplies:</b>		<b>\$28,385</b>	<b>\$21,053</b>	<b>\$8,000</b>	<b>\$12,000</b>	<b>\$4,000</b>
<b>Total Expense Objects:</b>		<b>\$724,961</b>	<b>\$952,079</b>	<b>\$1,152,885</b>	<b>\$1,361,024</b>	<b>\$208,139</b>



# Human Resources

## Mission Statement

Through strategic partnerships and collaboration, the Human Resources Department recruits, develops and retains a high-performing, and diverse workforce. Our passion lies in promoting an atmosphere that fosters a positive learning and growing work environment for all employees, their families, and the public. We are here to serve and to help maximize individual and organizational potential to further position Beaufort County as an employer of choice.

## Goals and Objectives

1. Implement Compensation & Classification study results;
2. Review and identify policies for revision to county handbook; and
3. Wellness Program Design and Implementation for plan year 2022 – 2023

## Department Description

The Human Resources department delivers an array of services to all county employees (1,200+). Currently, our department is staffed with an HR Director, four (4) full-time Human Resources Specialists, and a full-time Administrative Specialist.

## Performance Measures

### Special Projects

- Created and implemented COVID leave issued by the Families First Coronavirus Act;
- Converted new hire orientation to virtual events;
- Completed the Annual Survey of Public Employment and Payroll;
- Served as the point of contact with Evergreen to finalize the Classification & Compensation study results; and
- Created an Emergency Telework Policy.

### Performance Metrics to-date (FY21)

- Posted Job Advertisements: 194
- Processed Applications: 1,534
- Processed New Hires: 239
- Processed Resignations-Terminations-Retirements: 244
- Participated in three (3) local Job Fairs/Hiring Events
- Processed FMLA/Workers Comp/Military Leave/Admin Leave/Leave of Absence: 122
- Processed COVID leave incidents: 411

## Budget Highlights and Special Notes

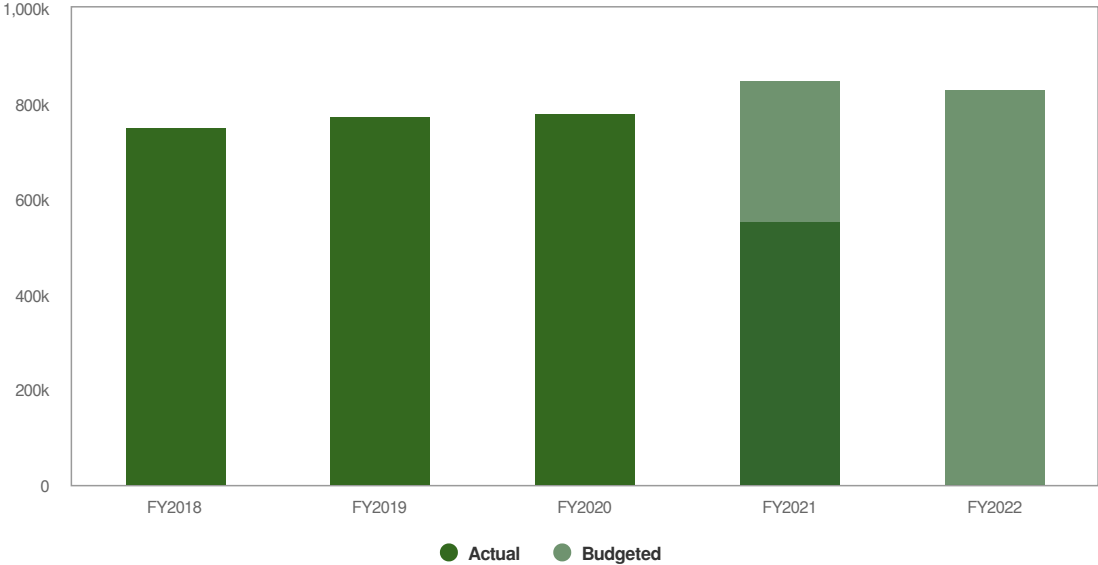
The FY22 budget will allow our office to continue to provide all functions of Human Resources to our county employees. We will also have the availability to launch new programs and incentives, such as enhancing our wellness program.

## Expenditures Summary

**\$828,664** **-\$21,280**  
(-2.5% vs. prior year)

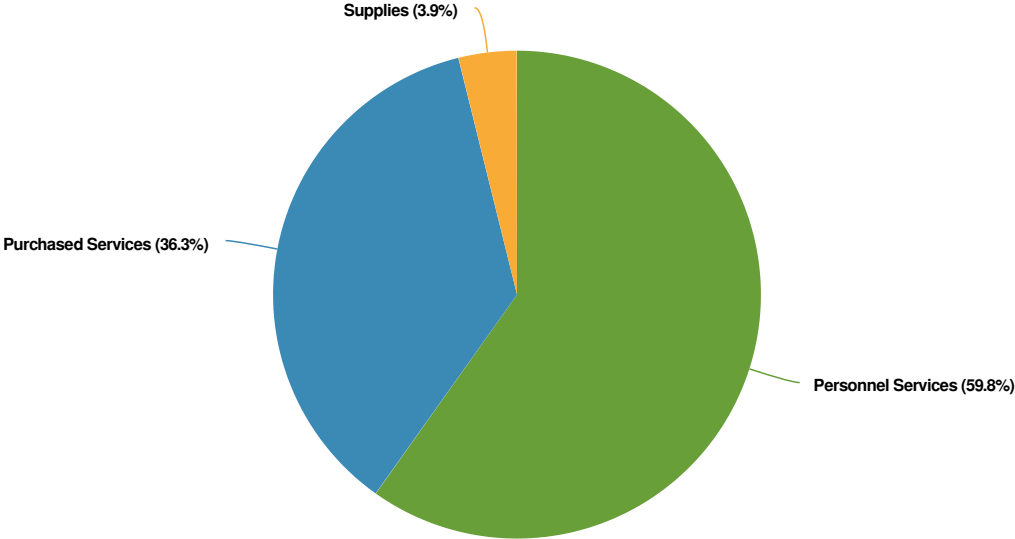


**Human Resources Proposed and Historical Budget vs. Actual**

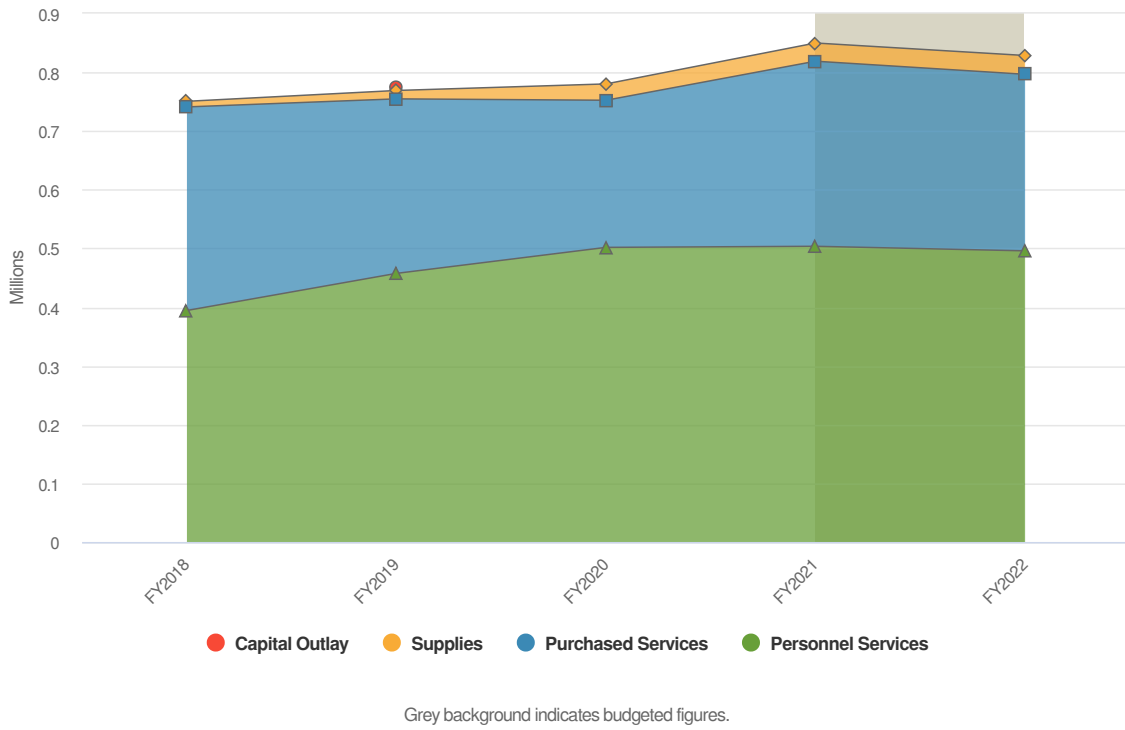


**Expenditures by Expense Type**

**Budgeted Expenditures by Expense Type**



### Budgeted and Historical Expenditures by Expense Type



Name	Account ID	FY2019 Actuals	FY2020 Actuals	FY2021 Adopted	FY2022 Proposed	FY2021 Adopted vs. FY2022 Proposed (\$ Change)
<b>Expense Objects</b>						
<b>Personnel Services</b>						
<b>General Government</b>						
Salaries & Wages	10001160-50020	\$368,535	\$405,883	\$410,895	\$391,198	-\$19,697
Overtime	10001160-50060	\$8,862	\$3,786			\$0
Employer FICA	10001160-50100	\$21,391	\$23,829	\$23,045	\$24,254	\$1,209
Employer Medicare	10001160-50110	\$5,003	\$5,573	\$5,403	\$5,672	\$269
Employer SC Retirement	10001160-50120	\$53,756	\$62,332	\$54,343	\$64,782	\$10,439
Employee Recognition Awards	10001160-50500		\$425	\$10,000	\$10,000	\$0
<b>Total General Government:</b>		<b>\$457,547</b>	<b>\$501,827</b>	<b>\$503,686</b>	<b>\$495,906</b>	<b>-\$7,780</b>
<b>Total Personnel Services:</b>		<b>\$457,547</b>	<b>\$501,827</b>	<b>\$503,686</b>	<b>\$495,906</b>	<b>-\$7,780</b>
<b>Purchased Services</b>						
<b>General Government</b>						
Advertising	10001160-51000	\$35,285	\$21,078	\$30,000	\$20,000	-\$10,000



Name	Account ID	FY2019 Actuals	FY2020 Actuals	FY2021 Adopted	FY2022 Proposed	FY2021 Adopted vs. FY2022 Proposed (\$ Change)
Printing	10001160-51010	\$1,934	\$1,908	\$3,000	\$2,000	-\$1,000
Postage	10001160-51030	\$1,932	\$2,155	\$2,000	\$1,500	-\$500
Telephone	10001160-51050			\$1,500		-\$1,500
Equipment Maintenance	10001160-51120			\$300	\$300	\$0
Rental of Equipment	10001160-51140	\$2,430	\$2,298	\$2,600	\$2,600	\$0
Professional Services	10001160-51160	\$250,554	\$218,764	\$267,358	\$267,358	\$0
Books & Subscriptions	10001160-51310	\$1,607	\$1,389	\$4,500	\$2,500	-\$2,000
Education & Training	10001160-51320	\$3,499	\$3,012	\$4,000	\$4,500	\$500
<b>Total General Government:</b>		<b>\$297,241</b>	<b>\$250,603</b>	<b>\$315,258</b>	<b>\$300,758</b>	<b>-\$14,500</b>
<b>Total Purchased Services:</b>		<b>\$297,241</b>	<b>\$250,603</b>	<b>\$315,258</b>	<b>\$300,758</b>	<b>-\$14,500</b>
<b>Supplies</b>						
<b>General Government</b>						
Supplies & Materials	10001160-52010	\$10,072	\$9,335	\$11,000	\$12,000	\$1,000
Equipment, Non-Capital	10001160-52612	\$4,218	\$18,487	\$20,000	\$20,000	\$0
<b>Total General Government:</b>		<b>\$14,290</b>	<b>\$27,822</b>	<b>\$31,000</b>	<b>\$32,000</b>	<b>\$1,000</b>
<b>Total Supplies:</b>		<b>\$14,290</b>	<b>\$27,822</b>	<b>\$31,000</b>	<b>\$32,000</b>	<b>\$1,000</b>
<b>Capital Outlay</b>						
<b>General Government</b>						
Equipment, Capital	10001160-54200	\$5,368				\$0
<b>Total General Government:</b>		<b>\$5,368</b>				<b>\$0</b>
<b>Total Capital Outlay:</b>		<b>\$5,368</b>				<b>\$0</b>
<b>Total Expense Objects:</b>		<b>\$774,446</b>	<b>\$780,252</b>	<b>\$849,944</b>	<b>\$828,664</b>	<b>-\$21,280</b>





# Human Services

## Mission Statement

Support all Beaufort County residents by leading policy innovation, inspiring collaborative solutions, and facilitating partnerships to improve quality-of-life.

## Goals and Objectives

1. Prepare accessible and actionable reports in collaboration with community partners that illuminate countywide quality-of-life indicators such as education, health care, and economy;
2. Initiate the state-wide launch of Family Group Decision-Making services in partnership with the SC Department of Social Services' Adult Advocacy Division and the US Department of Justice's Office for Victims of Crime; and
3. Implement innovative new technology solutions for the delivery of human services throughout the community as well as developing procedures to deploy successful techniques in future post-pandemic service delivery methodologies.

## Department Description

The Human Services Department promotes improved quality-of-life for Beaufort County residents by fostering a coordinated, comprehensive, integrated, and data-driven human services network. It employs three (3) full-time staff who work with independent consultants and community leaders on a routine basis to facilitate the department's mission. Direct services are delivered to at-risk Beaufort County residents with an emphasis on youth. Support services are also delivered to partner agencies, ensuring a comprehensive and holistic service array inclusive of the entire demographic spectrum.

## Performance Measures

- Number of Family Group Conferences conducted: 55
- Number of at-risk children enrolled in Collaborative Organization of Services for Youth program receiving coordinated care: 52 active cases
- Number of vulnerable adults enrolled in Collaborative Organization of Services for Adults program receiving coordinated care: 14 active cases
- Number of at-risk mothers of children aged 0-5 receiving coordinated care through the Universal Staffing Team: 46 active cases
- Number of community professionals who receive free monthly training hosted by the department: 645 professionals received 1,290 continuing education units during FY20. Training was suspended in March 2020 due to COVID-19; attendance averaged 53 professionals per month.

## Budget Highlights and Special Notes

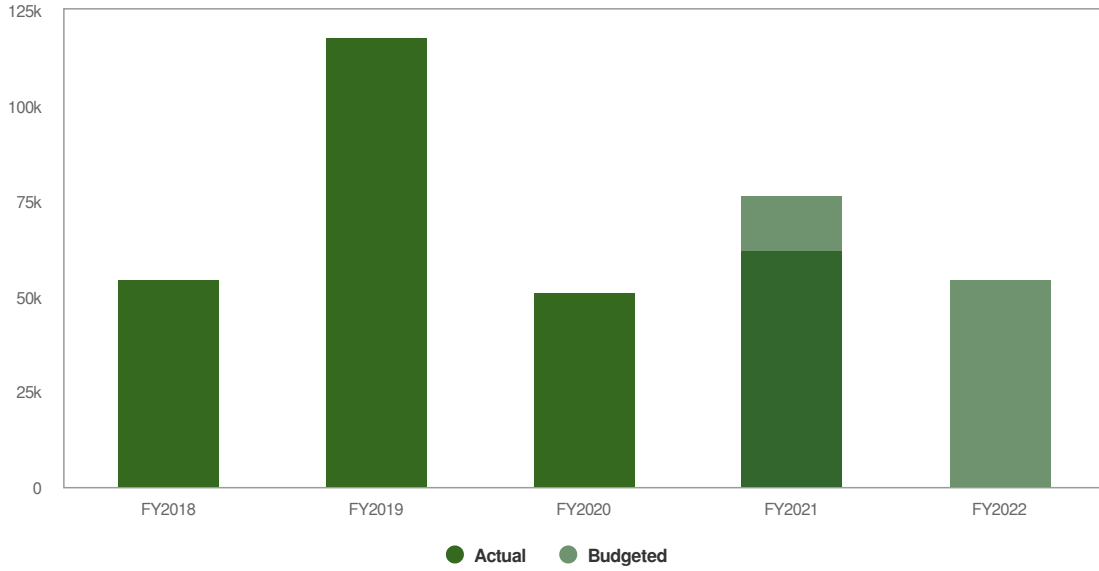
Academic literature has shown that quality-of-life (including environmental quality, desirable working and living conditions, and convenient local amenities) are believed to be vital to foster economic growth and job creation. As one of the first County departments since 1974, the work of the Human Services Department reflects the County's understanding and commitment to being proactive rather than reactive to ensure a healthy, vibrant and thriving community.

## Expenditures Summary

**\$54,667** **-\$22,000**  
(-28.7% vs. prior year)

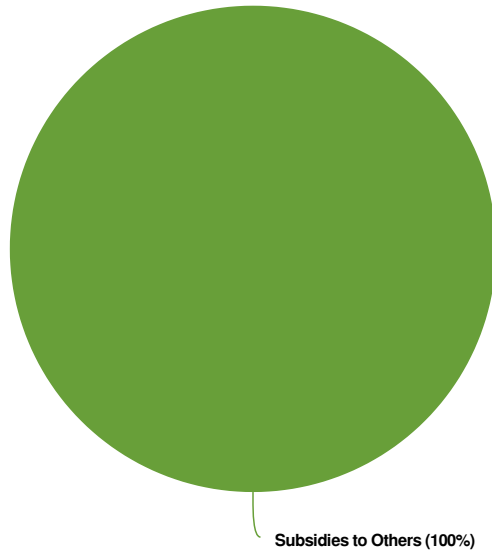


### Human Services Proposed and Historical Budget vs. Actual



### Expenditures by Expense Type

#### Budgeted Expenditures by Expense Type



### Budgeted and Historical Expenditures by Expense Type



Name	Account ID	FY2019 Actuals	FY2020 Actuals	FY2021 Adopted	FY2022 Proposed	FY2021 Adopted vs. FY2022 Proposed (\$ Change)
<b>Expense Objects</b>						
<b>Purchased Services</b>						
<b>Public Welfare</b>						
Telephone	10001510-51050			\$22,000		-\$22,000
Professional Services	10001510-51160	\$8,956	\$753			\$0
<b>Total Public Welfare:</b>		<b>\$8,956</b>	<b>\$753</b>	<b>\$22,000</b>		<b>-\$22,000</b>
<b>Total Purchased Services:</b>		<b>\$8,956</b>	<b>\$753</b>	<b>\$22,000</b>		<b>-\$22,000</b>
<b>Supplies</b>						
<b>Public Welfare</b>						
Equipment, Non-Capital	10001510-52612	\$54,518	\$255			\$0
<b>Total Public Welfare:</b>		<b>\$54,518</b>	<b>\$255</b>			<b>\$0</b>
<b>Total Supplies:</b>		<b>\$54,518</b>	<b>\$255</b>			<b>\$0</b>
<b>Subsidies to Others</b>						
<b>Public Welfare</b>						



Name	Account ID	FY2019 Actuals	FY2020 Actuals	FY2021 Adopted	FY2022 Proposed	FY2021 Adopted vs. FY2022 Proposed (\$ Change)
Direct Subsidies	10001510- 55000	\$54,643	\$49,981	\$54,667	\$54,667	\$0
<b>Total Public Welfare:</b>		<b>\$54,643</b>	<b>\$49,981</b>	<b>\$54,667</b>	<b>\$54,667</b>	<b>\$0</b>
<b>Total Subsidies to Others:</b>		<b>\$54,643</b>	<b>\$49,981</b>	<b>\$54,667</b>	<b>\$54,667</b>	<b>\$0</b>
<b>Total Expense Objects:</b>		<b>\$118,117</b>	<b>\$50,989</b>	<b>\$76,667</b>	<b>\$54,667</b>	<b>-\$22,000</b>



## IT - Systems Management

### Mission Statement

The Beaufort County Information Technology Division delivers computing solutions that empower citizens, the business community and County staff to operate effectively in the ever-changing future of technology.

### Goals and Objectives

- Migrate to Microsoft 365;
- Implement user training for 365 application suites;
- Migrate on-premises computing workloads to off-site datacenters;
- Implement cloud broker for application management; and
- Upgrade county firewalls to support the increase in web traffic.

### Department Description

The Information Technology (IT) Systems Management Department Team provides cyber security, computational technology and resource connectivity for 40+ County departments, elected agencies and appointed officials. The IT Systems team is comprised of eighteen (18) highly trained technicians, engineers and administrators.

### Performance measures

Our performance metrics are:

- 90% SLA success for user problem resolution;
- 99% network and server uptime; and
- 0% indicators of malicious compromise.

### Budget highlights and special notes:

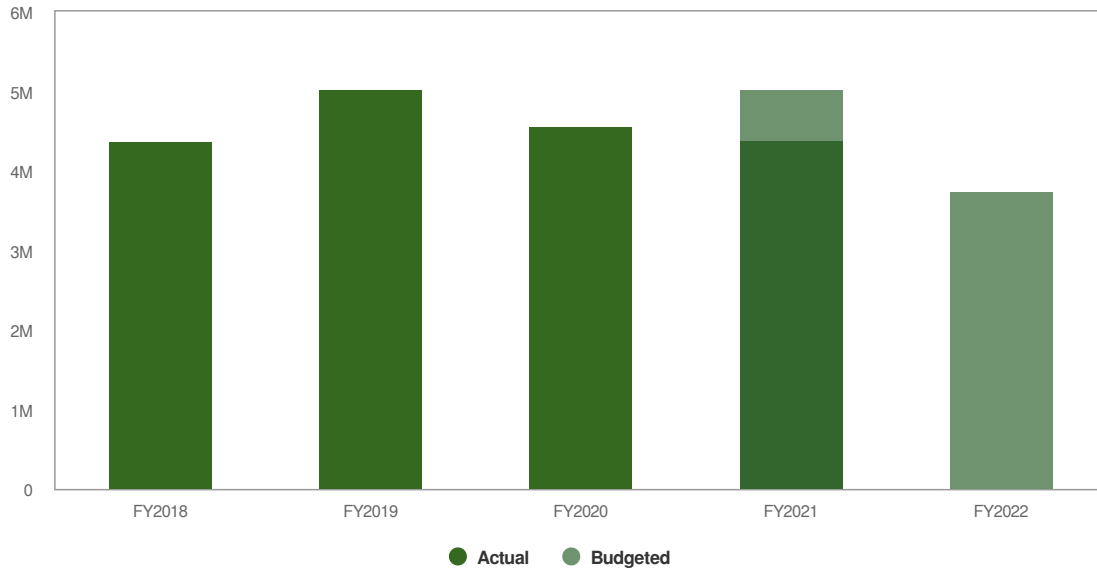
The IT Systems Management team believes in a calm computing environment with technology that can exist beyond our current physical boundaries. Therefore, the overarching intent of the FY22 IT Systems budget is to continue to provide a safe and secure computing infrastructure that allows more access to data and computational resources. The IT Systems initiatives of FY22 are centered on enabling a greater range of computing mobility with multi-location access to information by utilizing Microsoft 365; this allows for infrastructure participants to enhance their workflows with greater access to their computational resources. These initiatives will enable users to have higher levels of secure access to department data resources than they have had before. Also, the threat of cyber-attack on local governments is higher than ever. We will continue with a lean-forward approach to cybersecurity by using AI with Rapid 7 and Darktrace as well as industry best mitigation tools such as Cisco AMP and Umbrella to drive our security initiatives.

## Expenditures Summary

**\$3,761,521** **-\$1,278,859**  
(-25.37% vs. prior year)

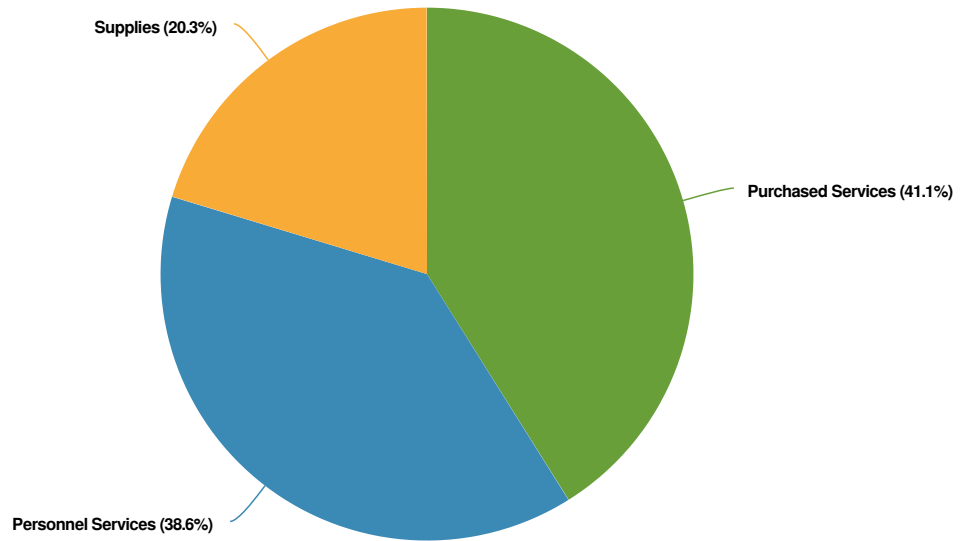


### IT - Systems Management Proposed and Historical Budget vs. Actual

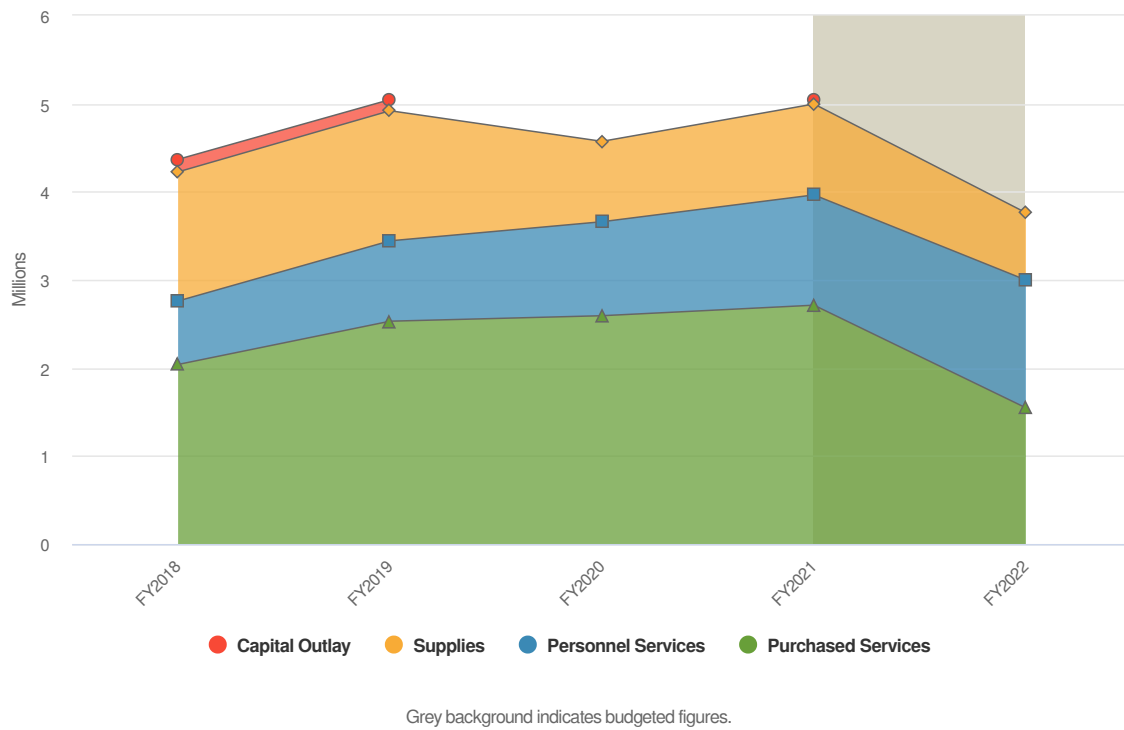


### Expenditures by Expense Type

#### Budgeted Expenditures by Expense Type



### Budgeted and Historical Expenditures by Expense Type



Name	Account ID	FY2019 Actuals	FY2020 Actuals	FY2021 Adopted	FY2022 Proposed	FY2021 Adopted vs. FY2022 Proposed (\$ Change)
<b>Expense Objects</b>						
<b>Personnel Services</b>						
<b>General Government</b>						
Salaries & Wages	10001150-50020	\$742,996	\$861,506	\$1,015,563	\$1,159,155	\$143,592
Overtime	10001150-50060	\$6,697	\$8,466	\$10,000	\$10,000	\$0
Employer FICA	10001150-50100	\$45,018	\$52,391	\$64,359	\$72,488	\$8,129
Employer Medicare	10001150-50110	\$10,528	\$12,253	\$15,051	\$16,602	\$1,551
Employer SC Retirement	10001150-50120	\$107,382	\$132,602	\$147,466	\$193,612	\$46,146
<b>Total General Government:</b>		<b>\$912,622</b>	<b>\$1,067,217</b>	<b>\$1,252,439</b>	<b>\$1,451,857</b>	<b>\$199,418</b>
<b>Total Personnel Services:</b>		<b>\$912,622</b>	<b>\$1,067,217</b>	<b>\$1,252,439</b>	<b>\$1,451,857</b>	<b>\$199,418</b>
<b>Purchased Services</b>						
<b>General Government</b>						
Printing	10001150-51010			\$400	\$400	\$0



Name	Account ID	FY2019 Actuals	FY2020 Actuals	FY2021 Adopted	FY2022 Proposed	FY2021 Adopted vs. FY2022 Proposed (\$ Change)
Postage	10001150-51030	\$9,029	-\$13,151	\$6,250	\$6,250	\$0
Telephone	10001150-51050	\$620,685	\$644,371	\$30,000	\$550,000	\$520,000
Maintenance Contracts	10001150-51110	\$1,884,504	\$1,945,599	\$2,621,277	\$915,367	-\$1,705,910
Equipment Maintenance	10001150-51120			\$10,000	\$10,000	\$0
Facilities Maintenance	10001150-51130	\$122				\$0
Rental of Equipment	10001150-51140	\$1,357	\$1,497	\$5,700	\$5,700	\$0
Professional Services	10001150-51160	\$4,394	\$4,360	\$25,000	\$49,200	\$24,200
Vehicle Maintenance	10001150-51300	\$4,633	\$2,284	\$7,000	\$1,000	-\$6,000
Books & Subscriptions	10001150-51310	\$1,232	\$439	\$1,000	\$5,000	\$4,000
Education & Training	10001150-51320	\$3,938	\$999	\$5,000	\$3,000	-\$2,000
Insurance, Vehicles	10001150-51500		\$5,754			\$0
<b>Total General Government:</b>		<b>\$2,529,894</b>	<b>\$2,592,152</b>	<b>\$2,711,627</b>	<b>\$1,545,917</b>	<b>-\$1,165,710</b>
<b>Total Purchased Services:</b>		<b>\$2,529,894</b>	<b>\$2,592,152</b>	<b>\$2,711,627</b>	<b>\$1,545,917</b>	<b>-\$1,165,710</b>
<b>Supplies</b>						
<b>General Government</b>						
Supplies & Materials	10001150-52010	\$4,753	\$4,927	\$7,200	\$7,200	\$0
Fuels & Lubricants	10001150-52500	\$5,016	\$3,482	\$5,965	\$5,965	\$0
Equipment, Non-Capital	10001150-52612	\$1,467,700	\$904,553	\$1,019,140	\$750,582	-\$268,558
<b>Total General Government:</b>		<b>\$1,477,468</b>	<b>\$912,963</b>	<b>\$1,032,305</b>	<b>\$763,747</b>	<b>-\$268,558</b>
<b>Total Supplies:</b>		<b>\$1,477,468</b>	<b>\$912,963</b>	<b>\$1,032,305</b>	<b>\$763,747</b>	<b>-\$268,558</b>
<b>Capital Outlay</b>						
<b>General Government</b>						
Vehicles	10001150-54000	\$77,532				\$0
Equipment, Capital	10001150-54200	\$48,915		\$44,009		-\$44,009
<b>Total General Government:</b>		<b>\$126,447</b>		<b>\$44,009</b>		<b>-\$44,009</b>
<b>Total Capital Outlay:</b>		<b>\$126,447</b>		<b>\$44,009</b>		<b>-\$44,009</b>





Name	Account ID	FY2019 Actuals	FY2020 Actuals	FY2021 Adopted	FY2022 Proposed	FY2021 Adopted vs. FY2022 Proposed (\$ Change)
<b>Total Expense Objects:</b>		\$5,046,432	\$4,572,332	\$5,040,380	\$3,761,521	-\$1,278,859



## IT - Mapping and Applications

### Mission Statement

The Mapping and Applications Department provide spatial and information technology solutions to state and local agencies, as well as public and private entities, in order to meet the needs of Beaufort County Government and the communities we serve. We strive to provide services that are accurate, consistent, accessible and comprehensive.

### Goals and Objectives

The Mapping and Application Department goals and objectives are:

- Increase efficiencies and mobility through spatial data access and GIS applications;
- Continue to educate departments in technologies that can solve their problems in new ways by employing custom applications that integrate systems, automate workflows/paperwork, and use valuable data from multiple sources; and
- Develop interfaces between software systems to improve electronic data transfer and replace manual data entry.

### Department Description

The Department consists of ten (10) full-time employees. These employees provide education, support, and technology services to County Staff as well as public and private entities. Through innovative methods, we strive to increase efficiencies and business processes for better decision-making and an enriched community.

### Performance measures

- The BC Connect Applications site had 542 requests in 2020 and we are averaging 30+ requests each month;
- The Applications team services 150+ help desk tickets per month. This was more than a 100% increase from last year;
- The GIS website currently has 5400+ page views per month; and
- The Pictometry Connect site, which provides access to current aerial photography for staff, had 31,017 views in 2020.

### Budget highlights and special notes

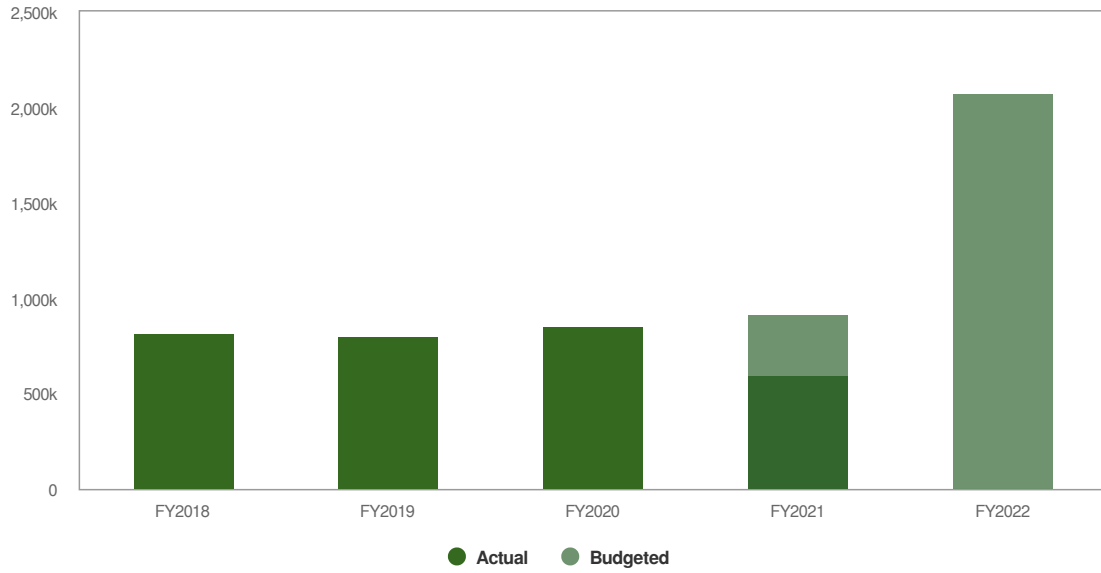
We saw a decline in some activities in 2020. However, this budget will continue to allow county departments to move software to the cloud and be able to increase mobility and transparency to those they serve.

## Expenditures Summary

**\$2,078,025**    **\$1,161,053**  
(126.62% vs. prior year)

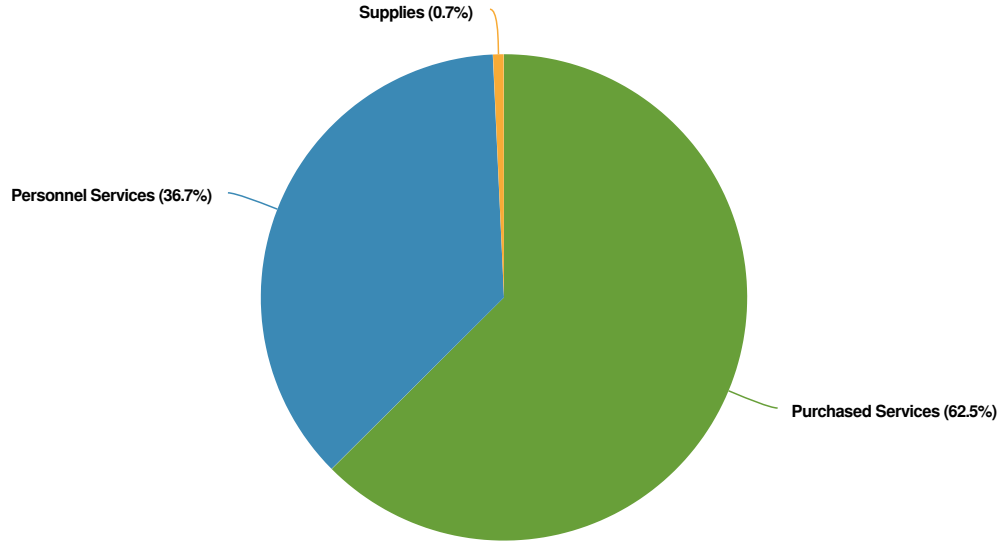


### IT - Mapping and Applications Proposed and Historical Budget vs. Actual

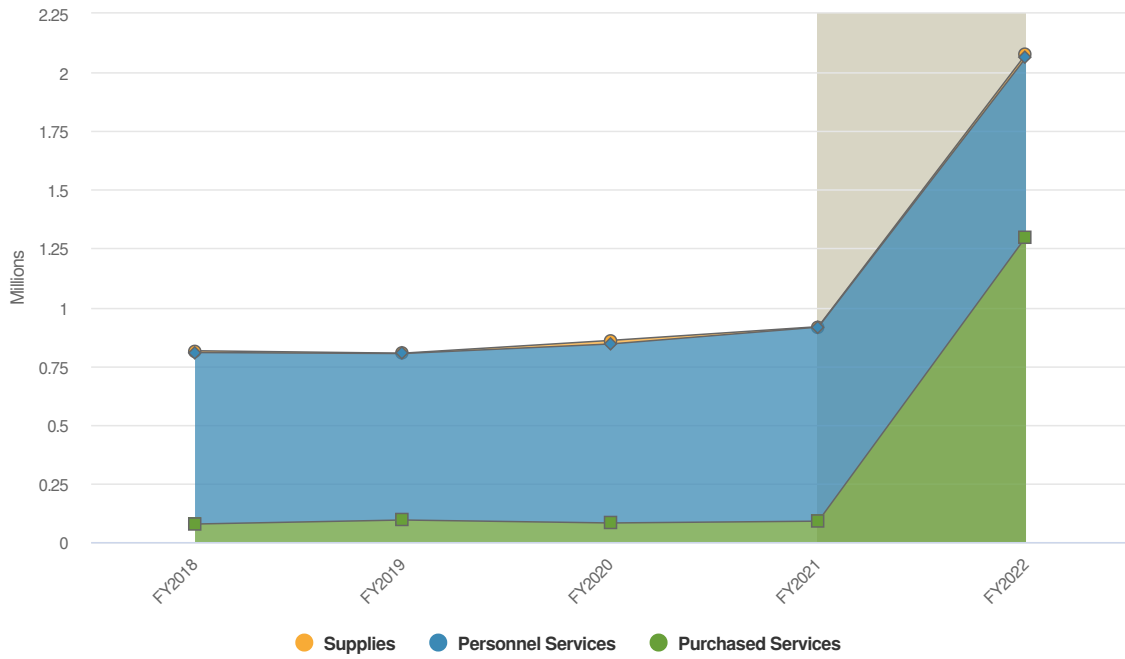


### Expenditures by Expense Type

#### Budgeted Expenditures by Expense Type



### Budgeted and Historical Expenditures by Expense Type



Grey background indicates budgeted figures.

Name	Account ID	FY2019 Actuals	FY2020 Actuals	FY2021 Adopted	FY2022 Proposed	FY2021 Adopted vs. FY2022 Proposed (\$ Change)
<b>Expense Objects</b>						
<b>Personnel Services</b>						
<b>General Government</b>						
Salaries & Wages	10001152-50020	\$582,380	\$621,308	\$679,601	\$614,750	-\$64,851
Overtime	10001152-50060	\$19	\$206	\$0		\$0
Employer FICA	10001152-50100	\$34,743	\$37,491	\$42,601	\$38,115	-\$4,486
Employer Medicare	10001152-50110	\$8,125	\$8,768	\$9,963	\$8,730	-\$1,233
Employer SC Retirement	10001152-50120	\$83,651	\$94,426	\$94,155	\$101,803	\$7,648
<b>Total General Government:</b>		<b>\$708,920</b>	<b>\$762,199</b>	<b>\$826,320</b>	<b>\$763,398</b>	<b>-\$62,922</b>
<b>Total Personnel Services:</b>		<b>\$708,920</b>	<b>\$762,199</b>	<b>\$826,320</b>	<b>\$763,398</b>	<b>-\$62,922</b>
<b>Purchased Services</b>						
<b>General Government</b>						
Printing	10001152-51010			\$200	\$200	\$0



Name	Account ID	FY2019 Actuals	FY2020 Actuals	FY2021 Adopted	FY2022 Proposed	FY2021 Adopted vs. FY2022 Proposed (\$ Change)
Postage	10001152-51030			\$500	\$500	\$0
Telephone	10001152-51050			\$4,050		-\$4,050
Maintenance Contracts	10001152-51110				\$1,196,107	\$1,196,107
Equipment Maintenance	10001152-51120			\$250	\$250	\$0
Rental of Equipment	10001152-51140			\$1,500	\$1,500	\$0
Professional Services	10001152-51160	\$81,504	\$76,506	\$73,152	\$92,070	\$18,918
Books & Subscriptions	10001152-51310	\$682	\$1,128	\$1,500	\$1,500	\$0
Education & Training	10001152-51320	\$11,394	\$3,394	\$7,500	\$7,500	\$0
<b>Total General Government:</b>		<b>\$93,580</b>	<b>\$81,027</b>	<b>\$88,652</b>	<b>\$1,299,627</b>	<b>\$1,210,975</b>
<b>Total Purchased Services:</b>		<b>\$93,580</b>	<b>\$81,027</b>	<b>\$88,652</b>	<b>\$1,299,627</b>	<b>\$1,210,975</b>
<b>Supplies</b>						
<b>General Government</b>						
Supplies & Materials	10001152-52010	\$1,517	\$2,343	\$2,000	\$2,000	\$0
Equipment, Non-Capital	10001152-52612		\$12,811		\$13,000	\$13,000
<b>Total General Government:</b>		<b>\$1,517</b>	<b>\$15,153</b>	<b>\$2,000</b>	<b>\$15,000</b>	<b>\$13,000</b>
<b>Total Supplies:</b>		<b>\$1,517</b>	<b>\$15,153</b>	<b>\$2,000</b>	<b>\$15,000</b>	<b>\$13,000</b>
<b>Total Expense Objects:</b>		<b>\$804,016</b>	<b>\$858,379</b>	<b>\$916,972</b>	<b>\$2,078,025</b>	<b>\$1,161,053</b>



# Legal Department

## Mission Statement

The County Attorney's Office seeks to provide professional legal representation and advice for the county for the protection, preservation, and enrichment of Beaufort County. It is the goal of our office to provide counsel to minimize legal risk and costs and reduce litigation exposure. The County Attorney's Office provides advice on the legal implications of policy in addition to representing the County in litigation matters, hearings, and business transactions. The office seeks to advance the county's mission through advice, advocacy, and effective, proactive counsel.

## Goals and Objectives

- To deliver services in an efficient and effective manner;
- To provide advice and counsel to the Administration and County Council in a manner which best protects the County's interests; and
- To manage litigation for the most favorable outcomes.

## Department Description

The legal department provides legal advice to the County Administrator, staff and County Council on a variety of matters which arise during the year. Litigation management, research, advice and counsel are available to all County staff, administration, elected and appointed officials and County Council. Staff includes a County Attorney, two (2) Deputy County Attorneys and an administrative staff member.

## Performance Measures

### Legal Review

- July 1, 2019 – June 30, 2020: 356 reviewed files

### Common Pleas

- July 1, 2019 – June 30, 2020: 16 cases

### Magistrate Court – BW Code Enforcement and Animal Control

2020 = 39 cases

2021 = 9 cases

Magistrate: 80 total

Beaufort: 54 total (36 Criminal and 18 Civil)

Bluffton: 21 total

Research and review requests: 210+ total

## Budget Highlights and Special Notes

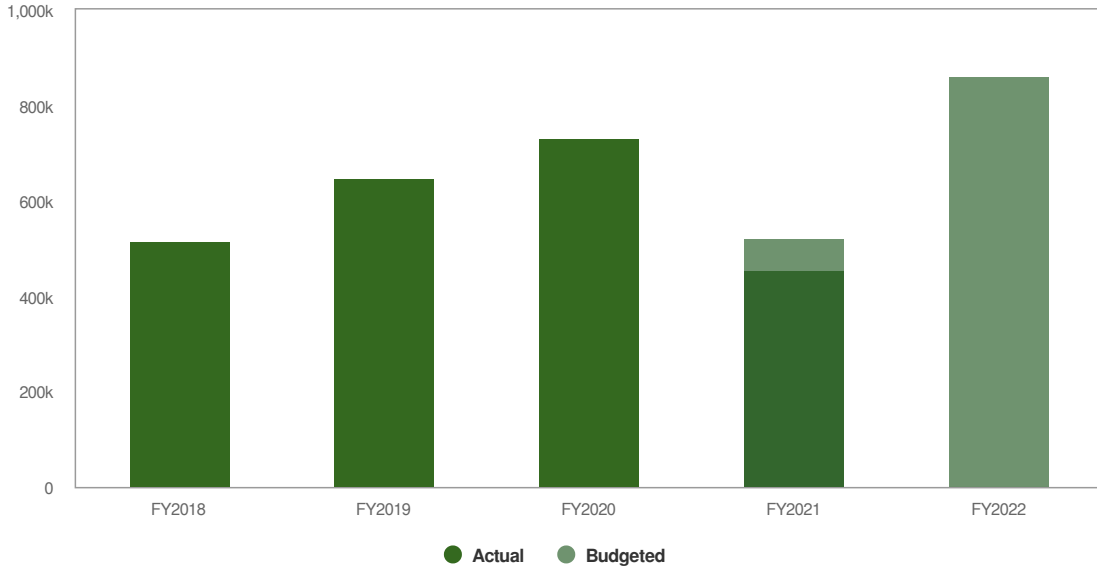
The intent of this budget proposal is to provide for the best estimate of costs and fees necessary to manage legal expenses during the year. This year we have added a focus on additional funds for training to meet licensing requirements. Additionally, it is desirable for the legal department budget to have line items, which can address legal expenses and costs in a centralized manner.

## Expenditures Summary

**\$860,112** **\$336,736**  
(64.34% vs. prior year)

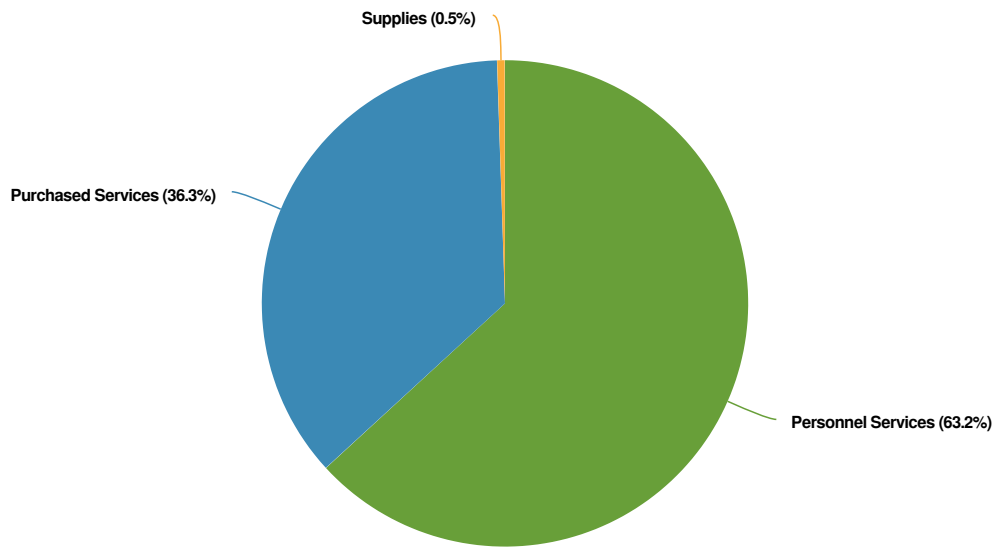


### Legal Department Proposed and Historical Budget vs. Actual

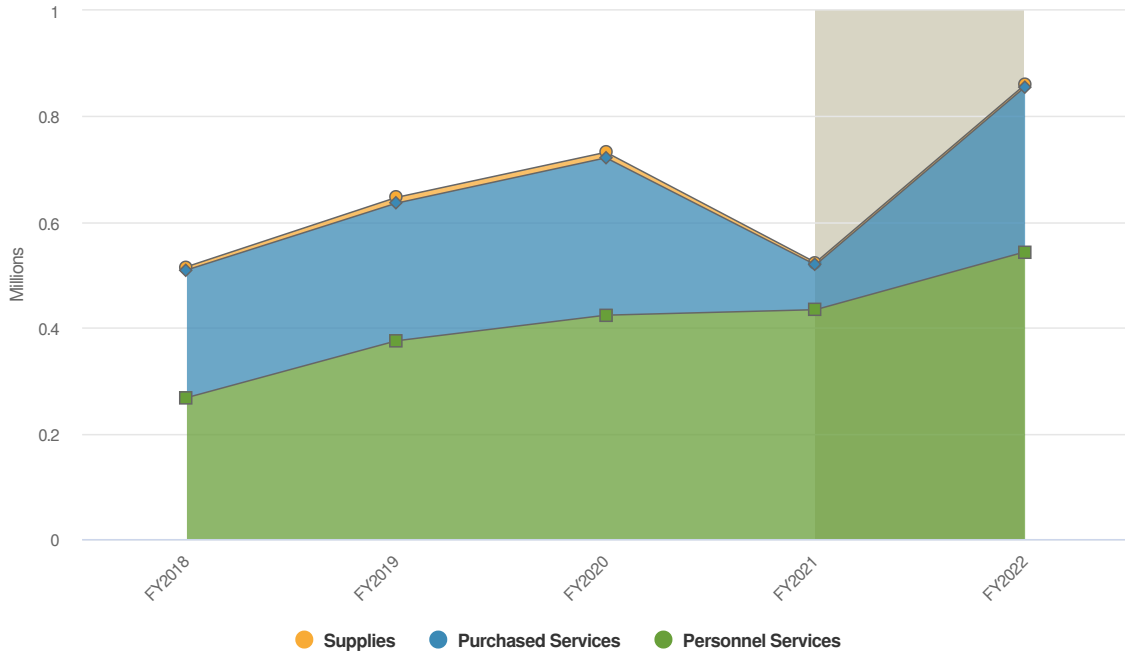


### Expenditures by Expense Type

#### Budgeted Expenditures by Expense Type



### Budgeted and Historical Expenditures by Expense Type



Grey background indicates budgeted figures.

Name	Account ID	FY2019 Actuals	FY2020 Actuals	FY2021 Adopted	FY2022 Proposed	FY2021 Adopted vs. FY2022 Proposed (\$ Change)
<b>Expense Objects</b>						
<b>Personnel Services</b>						
<b>General Government</b>						
Salaries & Wages	10001103-50020	\$310,305	\$352,652	\$370,000	\$437,035	\$67,035
Overtime	10001103-50060	\$918	\$611	\$0	\$500	\$500
Employer FICA	10001103-50100	\$18,723	\$21,266	\$18,059	\$27,127	\$9,068
Employer Medicare	10001103-50110	\$4,399	\$5,010	\$4,224	\$6,344	\$2,120
Employer SC Retirement	10001103-50120	\$40,773	\$44,057	\$41,693	\$72,456	\$30,763
<b>Total General Government:</b>		<b>\$375,118</b>	<b>\$423,596</b>	<b>\$433,976</b>	<b>\$543,462</b>	<b>\$109,486</b>
<b>Total Personnel Services:</b>		<b>\$375,118</b>	<b>\$423,596</b>	<b>\$433,976</b>	<b>\$543,462</b>	<b>\$109,486</b>
<b>Purchased Services</b>						
<b>General Government</b>						
Advertising	10001103-51000		\$1,028			\$0





Name	Account ID	FY2019 Actuals	FY2020 Actuals	FY2021 Adopted	FY2022 Proposed	FY2021 Adopted vs. FY2022 Proposed (\$ Change)
Printing	10001103-51010	\$1,486		\$600	\$100	-\$500
Postage	10001103-51030	\$681	\$321	\$500	\$250	-\$250
Licenses & Permits	10001103-51040	\$50	\$100	\$900	\$4,000	\$3,100
Telephone	10001103-51050			\$1,500		-\$1,500
Rental of Equipment	10001103-51140	\$958	\$965	\$900	\$300	-\$600
Professional Services	10001103-51160	\$247,338	\$283,301	\$68,000	\$300,000	\$232,000
Non-Professional Services	10001103-51170			\$5,000	\$1,000	-\$4,000
Books & Subscriptions	10001103-51310	\$2,470	\$5,556	\$2,000	\$1,500	-\$500
Education & Training	10001103-51320	\$5,464	\$5,291	\$3,000	\$4,000	\$1,000
Mileage	10001103-51323	\$2,016	\$1,262	\$2,500	\$1,000	-\$1,500
<b>Total General Government:</b>		<b>\$260,462</b>	<b>\$297,824</b>	<b>\$84,900</b>	<b>\$312,150</b>	<b>\$227,250</b>
<b>Total Purchased Services:</b>		<b>\$260,462</b>	<b>\$297,824</b>	<b>\$84,900</b>	<b>\$312,150</b>	<b>\$227,250</b>
<b>Supplies</b>						
<b>General Government</b>						
Supplies & Materials	10001103-52010	\$9,634	\$10,231	\$4,500	\$4,500	\$0
Equipment, Non-Capital	10001103-52612	\$1,279	\$262			\$0
<b>Total General Government:</b>		<b>\$10,913</b>	<b>\$10,493</b>	<b>\$4,500</b>	<b>\$4,500</b>	<b>\$0</b>
<b>Total Supplies:</b>		<b>\$10,913</b>	<b>\$10,493</b>	<b>\$4,500</b>	<b>\$4,500</b>	<b>\$0</b>
<b>Total Expense Objects:</b>		<b>\$646,493</b>	<b>\$731,913</b>	<b>\$523,376</b>	<b>\$860,112</b>	<b>\$336,736</b>



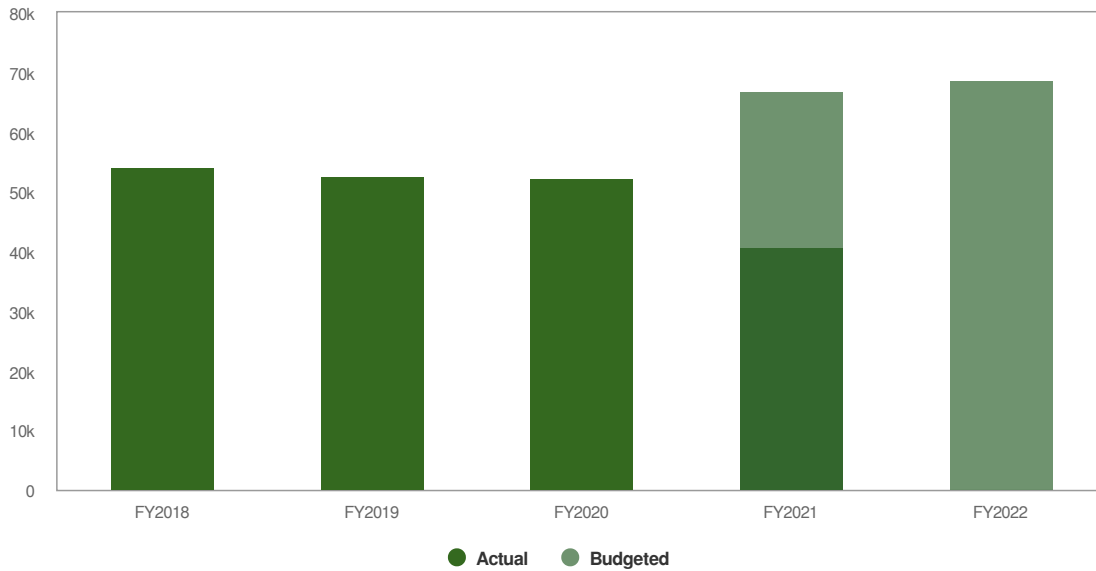
## Legislative Delegation

The Beaufort County Legislative Delegation office serves as a liaison between its citizens, governmental agencies, and the 9 elected state legislators who represent Beaufort County. Three state senators and six representatives comprise the delegation. The office coordinates administrative functions and meetings of the Legislative Delegation, maintains various boards and commissions to which this delegation makes appointments, assists constituents and legislators with a variety of research and tasks, and processes all Notary Public Commission applications filed by Beaufort County residents as well as offer information and assistance to those individuals applying. Though state-mandated, the Delegation Office is County-funded.

## Expenditures Summary

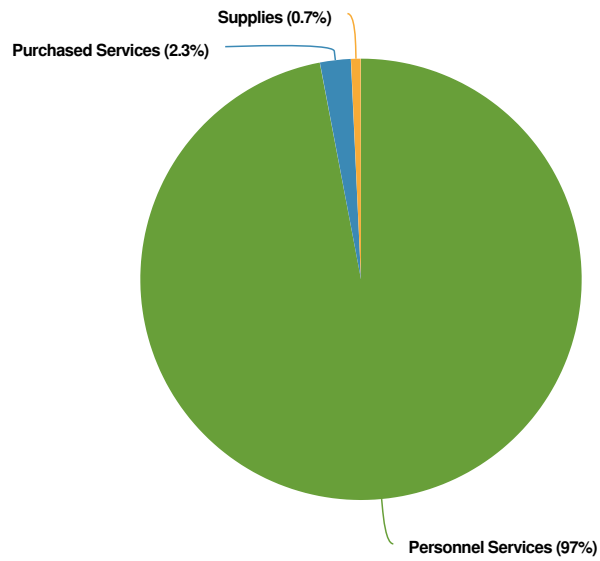
**\$68,789** **\$1,797**  
(2.68% vs. prior year)

Legislative Delegation Proposed and Historical Budget vs. Actual

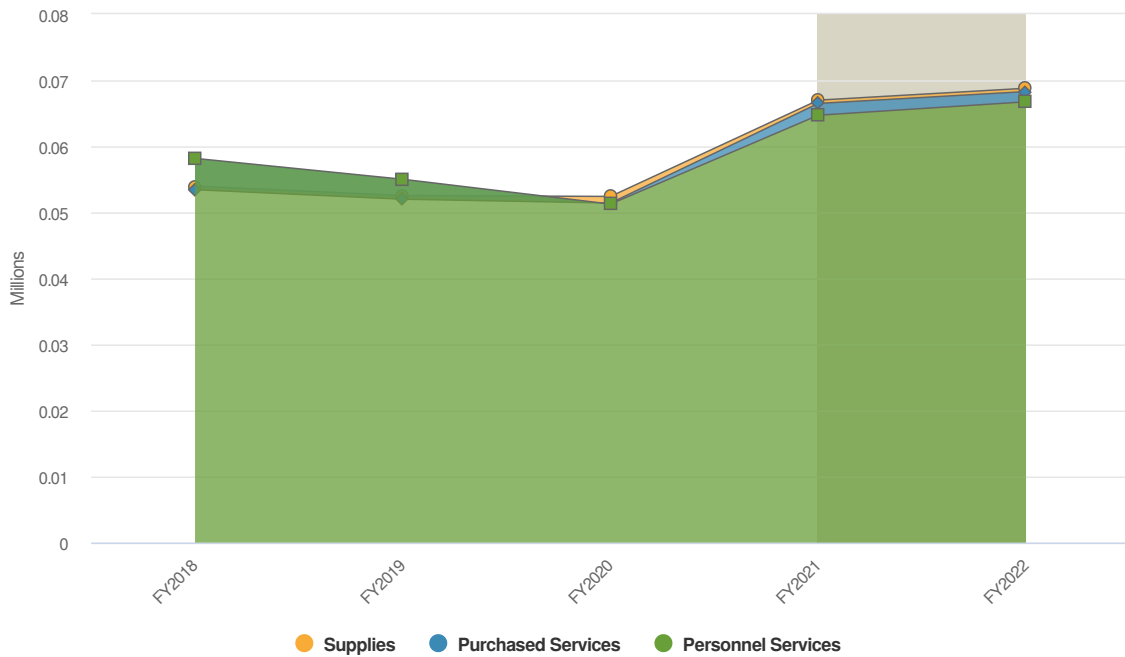


# Expenditures by Expense Type

## Budgeted Expenditures by Expense Type



## Budgeted and Historical Expenditures by Expense Type



Grey background indicates budgeted figures.



Name	Account ID	FY2019 Actuals	FY2020 Actuals	FY2021 Adopted	FY2022 Proposed	FY2021 Adopted vs. FY2022 Proposed (\$ Change)
<b>Expense Objects</b>						
<b>Personnel Services</b>						
<b>General Government</b>						
Salaries & Wages	10001070-50020	\$45,146	\$41,801	\$53,713	\$53,713	\$0
Employer FICA	10001070-50100	\$2,656	\$2,447	\$3,330	\$3,330	\$0
Employer Medicare	10001070-50110	\$621	\$573	\$779	\$780	\$1
Employer SC Retirement	10001070-50120	\$6,589	\$6,434	\$6,884	\$8,916	\$2,032
<b>Total General Government:</b>		<b>\$55,011</b>	<b>\$51,255</b>	<b>\$64,706</b>	<b>\$66,739</b>	<b>\$2,033</b>
<b>Total Personnel Services:</b>		<b>\$55,011</b>	<b>\$51,255</b>	<b>\$64,706</b>	<b>\$66,739</b>	<b>\$2,033</b>
<b>Purchased Services</b>						
<b>General Government</b>						
Advertising	10001070-51000			\$136	\$500	\$364
Printing	10001070-51010	\$1,225		\$500	\$500	\$0
Postage	10001070-51030	\$189	\$252	\$200	\$300	\$100
Telephone	10001070-51050			\$700		-\$700
Professional Services	10001070-51160	-\$5,724	-\$96			\$0
Education & Training	10001070-51320	\$1,290		\$250	\$250	\$0
<b>Total General Government:</b>		<b>-\$3,020</b>	<b>\$155</b>	<b>\$1,786</b>	<b>\$1,550</b>	<b>-\$236</b>
<b>Total Purchased Services:</b>		<b>-\$3,020</b>	<b>\$155</b>	<b>\$1,786</b>	<b>\$1,550</b>	<b>-\$236</b>
<b>Supplies</b>						
<b>General Government</b>						
Supplies & Materials	10001070-52010	\$552	\$1,002	\$500	\$500	\$0
<b>Total General Government:</b>		<b>\$552</b>	<b>\$1,002</b>	<b>\$500</b>	<b>\$500</b>	<b>\$0</b>
<b>Total Supplies:</b>		<b>\$552</b>	<b>\$1,002</b>	<b>\$500</b>	<b>\$500</b>	<b>\$0</b>
<b>Total Expense Objects:</b>		<b>\$52,544</b>	<b>\$52,412</b>	<b>\$66,992</b>	<b>\$68,789</b>	<b>\$1,797</b>



# Library

## Mission Statement

The Beaufort County Library serves and supports the community for learning, for leisure, for life.

## Goals and Objectives

- Through communication, the general public will have a good understanding of what the library system offers and how to access it, ensuring that library resources are utilized to the fullest benefit to the residents of Beaufort County;
- Library facilities will be welcoming and convenient places that are comfortable, inviting, safe and accessible. Libraries will have up-to-date and reliable technology including computers, infrastructure, printers, Wi-Fi, and other related equipment. New or expanded facilities will be planned to meet growing needs; and
- Residents seeking library materials will find what they are looking for, have access to it in a timely manner and in a format that they prefer and can use. Library collections will be broad enough to not only meet “on demand” requests, but inspire residents in new ways by introducing them to new resources.

## Department Description:

The Beaufort County Library System is comprised of five (5) branch libraries and two (2) Bookmobiles. The Library provides all county residents open and guided access to a wide variety of media and programs to inform, inspire, and empower people in their pursuit of lifelong learning, personal enrichment, and cultural understanding. At present, the Beaufort County Library System employs seventy-nine (79) staff members, sixty-four (64) full-time and fifteen (15) part-time.

## Performance measures:

- 608,116 physical items borrowed;
- 173,380 digital items borrowed;
- 15,830 physical items added to the collection;
- 392,013 visits to the library;
- 88,851 library cardholders;
- 358,022 website sessions;
- 57,457 WiFi sessions;
- 26,544 public internet computer sessions;
- 1,036 meeting room usage;
- 39,056 reference questions answered;
- 7,586 volunteer hours;
- 36 digital magazines provided (Flipster);
- 17,688 pages faxed; and
- 18,671 pages scanned with free fax/scan/translation service.

In response to the nine (9) week closure of all library branches and bookmobiles, the Beaufort County Library implemented online library card registration resulting in 4,108 new cards issued, and initiated curbside pickup service resulting in 22,046 curbside sessions provided.

## Budget highlights and special notes:

FY22 will see progress made on two (2) capital improvement projects to be paid from Bluffton Library impact fees. Construction of the Bluffton Branch Library renovation is expected to begin in Spring 2021 and will be completed in the Fall of 2021 (FY22). The renovations will increase the area dedicated to youth services by 90% while also providing an additional community meeting room.

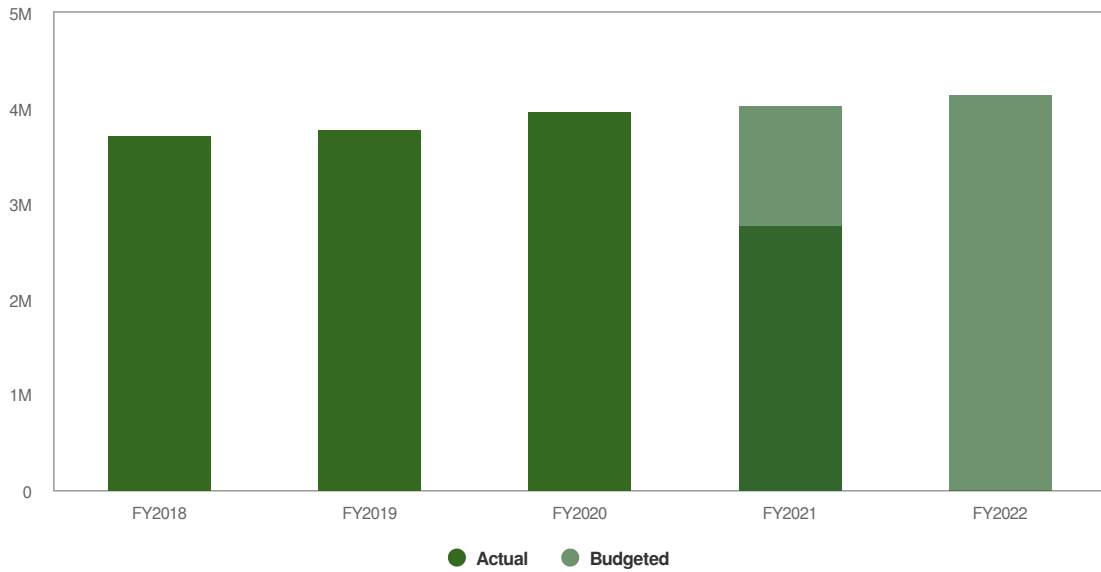
In response to population growth in southern Beaufort County, we are proposing consideration of an additional branch library in the New Riverside/Pritchardville area as outlined in the current/proposed CIP.

## Expenditures Summary



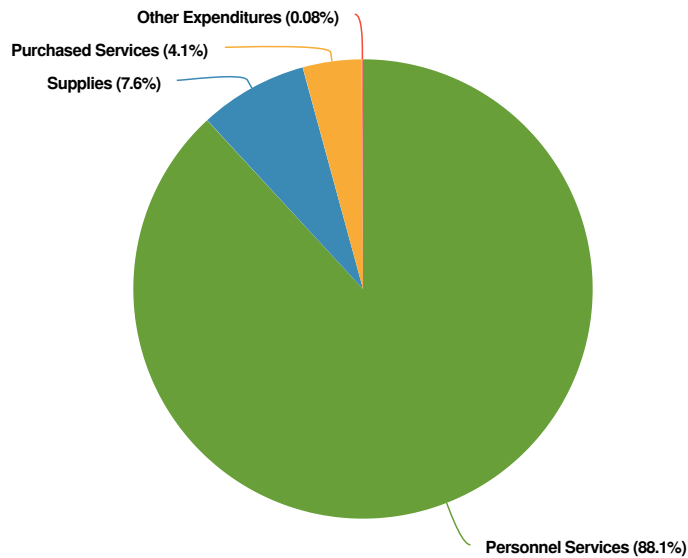
**\$4,151,343** **\$113,389**  
 (2.81% vs. prior year)

**Beaufort County Library Proposed and Historical Budget vs. Actual**

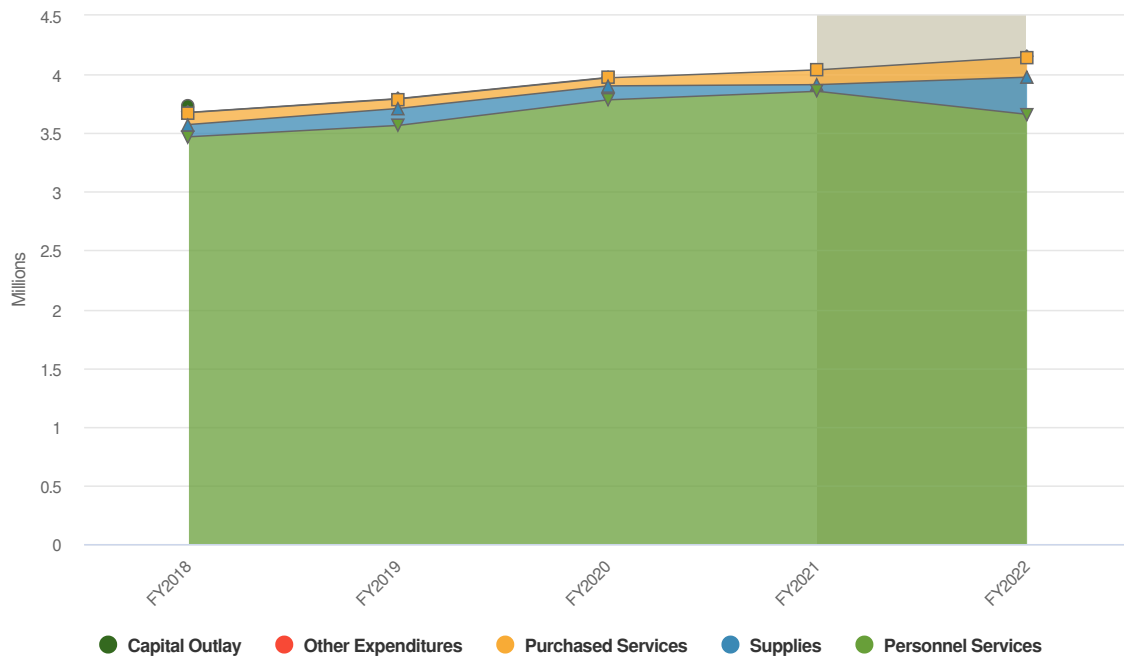


**Expenditures by Expense Type**

**Budgeted Expenditures by Expense Type**



### Budgeted and Historical Expenditures by Expense Type



Grey background indicates budgeted figures.

Name	Account ID	FY2019 Actuals	FY2020 Actuals	FY2021 Adopted	FY2022 Proposed	FY2021 Adopted vs. FY2022 Proposed (\$ Change)
<b>Expense Objects</b>						
<b>Personnel Services</b>						
<b>Culture and Recreation</b>						
Salaries & Wages	10001620-50020	\$2,925,480	\$3,084,399	\$3,128,429	\$2,945,900	-\$182,529
Employer FICA	10001620-50100	\$175,898	\$185,860	\$193,962	\$182,646	-\$11,316
Employer Medicare	10001620-50110	\$41,138	\$43,466	\$45,361	\$42,716	-\$2,645
Employer SC Retirement	10001620-50120	\$422,280	\$468,873	\$487,675	\$487,841	\$166
<b>Total Culture and Recreation:</b>		<b>\$3,564,796</b>	<b>\$3,782,598</b>	<b>\$3,855,427</b>	<b>\$3,659,103</b>	<b>-\$196,324</b>
<b>Total Personnel Services:</b>		<b>\$3,564,796</b>	<b>\$3,782,598</b>	<b>\$3,855,427</b>	<b>\$3,659,103</b>	<b>-\$196,324</b>
<b>Purchased Services</b>						
<b>Culture and Recreation</b>						
Advertising	10001620-51000	\$1,438	\$1,102	\$1,000		-\$1,000
Printing	10001620-51010	\$5,460	\$2,893	\$2,000	\$5,000	\$3,000
Postage	10001620-51030	\$26,634	\$8,578	\$10,125	\$10,300	\$175



Name	Account ID	FY2019 Actuals	FY2020 Actuals	FY2021 Adopted	FY2022 Proposed	FY2021 Adopted vs. FY2022 Proposed (\$ Change)
Telephone	10001620-51050			\$55,802		-\$55,802
Maintenance Contracts	10001620-51110				\$109,800	\$109,800
Equipment Maintenance	10001620-51120	\$404		\$300	\$300	\$0
Rental of Equipment	10001620-51140	\$9,337	\$10,022	\$9,500		-\$9,500
Professional Services	10001620-51160	\$26,699	\$27,983	\$35,000	\$35,650	\$650
Vehicle Maintenance	10001620-51300	\$4,210	\$10,344	\$10,200	\$175	-\$10,025
Books & Subscriptions	10001620-51310	\$1,857	\$1,961	\$2,000	\$7,890	\$5,890
Education & Training	10001620-51320	\$5,107	\$1,084		\$3,000	\$3,000
Insurance, Vehicles	10001620-51500		\$4,961			\$0
<b>Total Culture and Recreation:</b>		<b>\$81,145</b>	<b>\$68,927</b>	<b>\$125,927</b>	<b>\$172,115</b>	<b>\$46,188</b>
<b>Total Purchased Services:</b>		<b>\$81,145</b>	<b>\$68,927</b>	<b>\$125,927</b>	<b>\$172,115</b>	<b>\$46,188</b>
<b>Supplies</b>						
<b>Culture and Recreation</b>						
Supplies & Materials	10001620-52010	\$99,423	\$60,097	\$43,100	\$302,975	\$259,875
Fuels & Lubricants	10001620-52500	\$6,062	\$4,765	\$11,000	\$8,650	-\$2,350
Equipment, Non-Capital	10001620-52612	\$39,000	\$54,041	\$2,500	\$5,000	\$2,500
<b>Total Culture and Recreation:</b>		<b>\$144,485</b>	<b>\$118,903</b>	<b>\$56,600</b>	<b>\$316,625</b>	<b>\$260,025</b>
<b>Total Supplies:</b>		<b>\$144,485</b>	<b>\$118,903</b>	<b>\$56,600</b>	<b>\$316,625</b>	<b>\$260,025</b>
<b>Other Expenditures</b>						
<b>Culture and Recreation</b>						
Credit Card Fees	10001620-57900	\$2,749	\$2,962	\$0	\$3,500	\$3,500
<b>Total Culture and Recreation:</b>		<b>\$2,749</b>	<b>\$2,962</b>	<b>\$0</b>	<b>\$3,500</b>	<b>\$3,500</b>
<b>Total Other Expenditures:</b>		<b>\$2,749</b>	<b>\$2,962</b>	<b>\$0</b>	<b>\$3,500</b>	<b>\$3,500</b>
<b>Total Expense Objects:</b>		<b>\$3,793,175</b>	<b>\$3,973,390</b>	<b>\$4,037,954</b>	<b>\$4,151,343</b>	<b>\$113,389</b>





# Magistrate Court

## Mission Statement

The Beaufort Magistrate Court is committed to providing service that is fair, impartial, and accessible and a judicious resolution of civil and criminal matters within its jurisdiction in a safe and courteous environment that will enrich public trust within the community and our courts.

## Goals and Objectives

- Continue to implement standardized office procedures and practices and ensuring compliance with the SC Chief Justice's Financial Accounting Order;
- Relocation of Beaufort Magistrate Court to the new building;
- Reduce case back-log from COVID shutdown; and
- Continue programs that efficiently process cases in a timely manner.

## Department Description

The Magistrate Court of Beaufort is a centralized court system with offices located on both the North and South sides of the Broad River (Beaufort and Bluffton) and at the Detention Center. The Magistrate Court services are limited to its jurisdiction of the following (*see SC Code of Laws: Civil Section 22-3-10 and Criminal Section 22-3-540*):

- Civil (not to exceed \$7,500): Summons and Complaints; Evictions, Claim & Delivery and Public Sale;
- Criminal (30 days imprisonment or less and fines not exceeding \$500 or both): Set bonds, hear traffic & animal cases, issue warrants, hear cases transferred from General Sessions for penalties not exceeding 1 year;
- Jury Trials – Civil and Criminal;
- Bond Court (every day to include holidays); and
- Conducting Preliminary Hearings, Issuing Search Warrants and Arrest Warrants.

Magistrate Court employs twenty-seven (27) full-time staff, which includes judges, as well as one part-time employee.

Internal Customers served include the Beaufort County Detention Center, Beaufort County Sheriff's Office, SC Department of Natural Resources, SC Highway Patrol, Codes Enforcement, Animal Services, DHEC, SLED, FBI, Plantation Security, Hunting Island State Park, and Bail Bondsmen.

External Customers served include attorneys, pro se litigants (a party without an attorney), defendants, the public/community (providing information and/or guidance for those seeking services and for those that observe the legal process).

## Performance Measures

In 2020, the magistrate court handled 3,766 bond cases, 681 preliminary hearings and over 17,000 traffic/criminal and civil cases for an overall 21,447 cases. With all cases having at least two parties, service was provided to more than 42,894 individuals. COVID related closures and moratoria on eviction filings contributed to a decline in cases and a significant back-log of cases to be heard in 2021.

## Budget Highlights and Special Notes

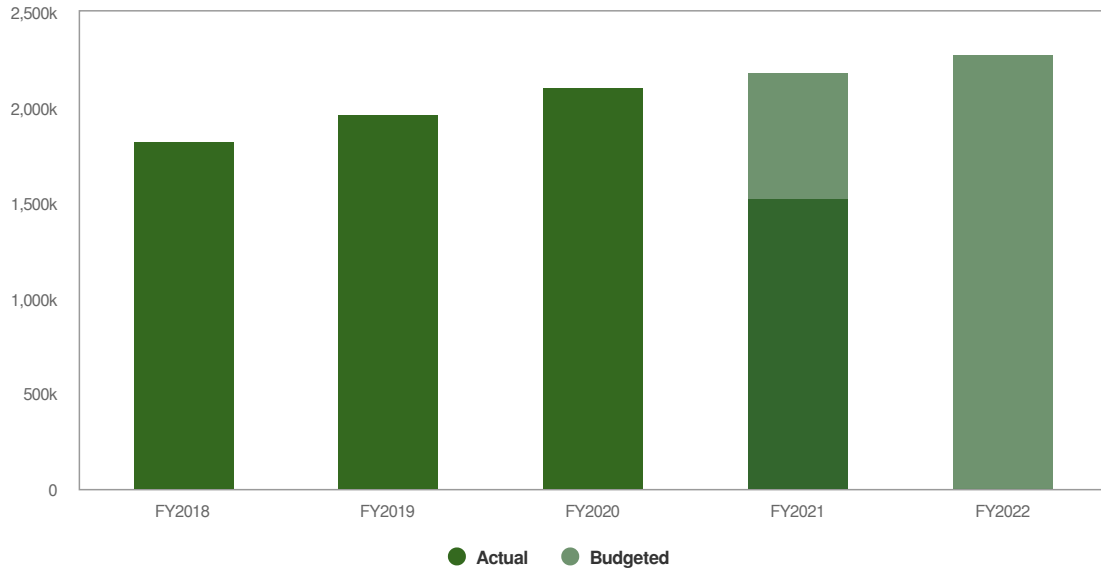
The proposed budget is \$2,246,067.00. All magistrates are subject to reappointment in April 2022, which comes with a 5% increase in pay. It is expected that two (2) more judges will be appointed in FY 2022.

## Expenditures Summary

**\$2,281,963**    **\$94,856**  
(4.34% vs. prior year)

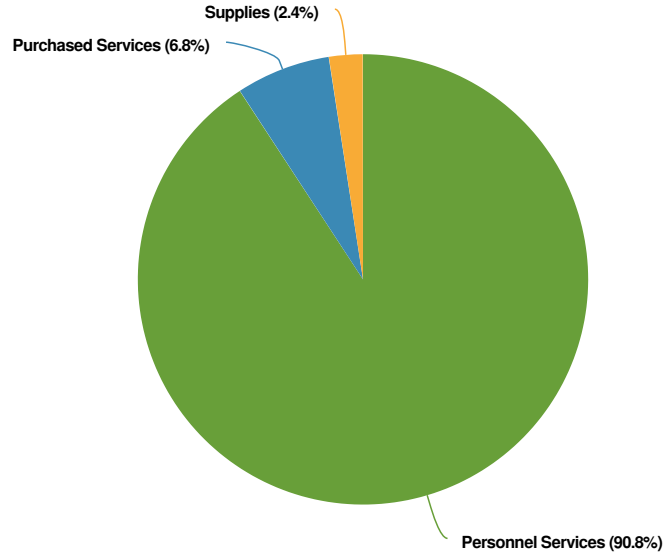


### Magistrate Court Proposed and Historical Budget vs. Actual

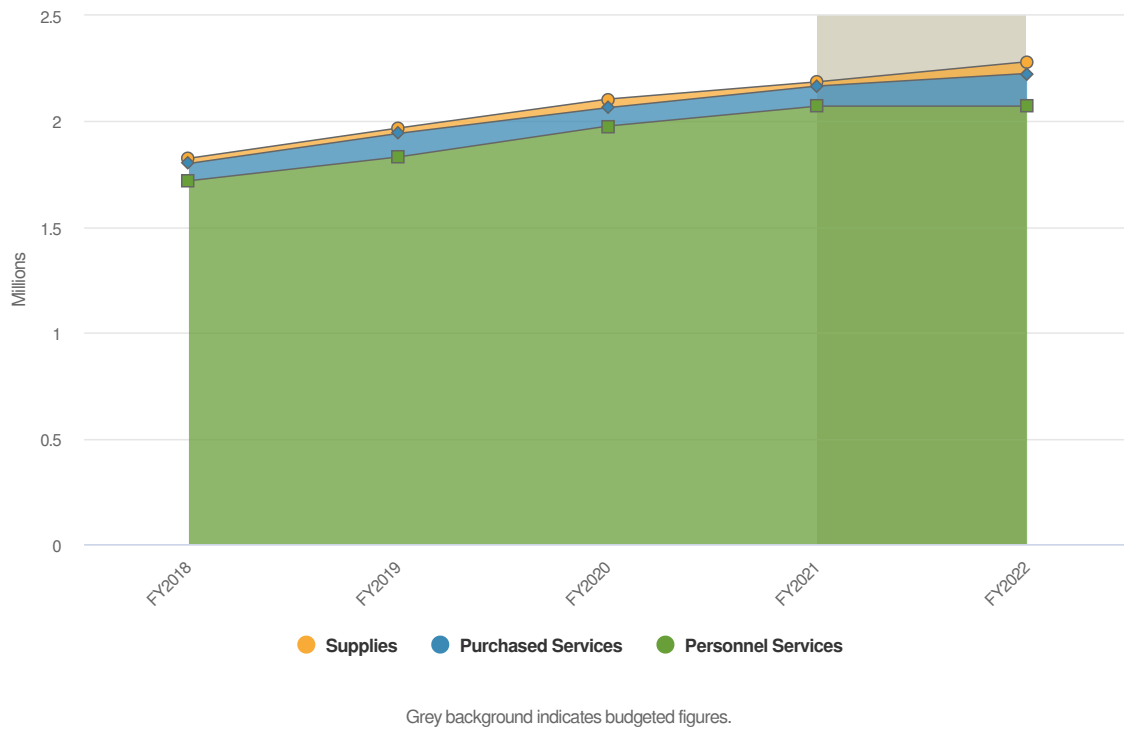


### Expenditures by Expense Type

#### Budgeted Expenditures by Expense Type



### Budgeted and Historical Expenditures by Expense Type



Name	Account ID	FY2019 Actuals	FY2020 Actuals	FY2021 Adopted	FY2022 Proposed	FY2021 Adopted vs. FY2022 Proposed (\$ Change)
<b>Expense Objects</b>						
<b>Personnel Services</b>						
<b>General Government</b>						
Salaries & Wages	10001081-50020	\$1,467,641	\$1,577,449	\$1,647,093	\$1,639,984	-\$7,109
Overtime	10001081-50060	\$16,954	\$17,212	\$15,000	\$20,000	\$5,000
Employer FICA	10001081-50100	\$89,147	\$95,250	\$100,499	\$102,919	\$2,420
Employer Medicare	10001081-50110	\$20,849	\$22,276	\$23,883	\$24,070	\$187
Employer SC Retirement	10001081-50120	\$101,646	\$121,206	\$109,130	\$110,645	\$1,515
Employer PO Retirement	10001081-50130	\$135,296	\$144,228	\$176,304	\$174,345	-\$1,959
<b>Total General Government:</b>		<b>\$1,831,532</b>	<b>\$1,977,621</b>	<b>\$2,071,909</b>	<b>\$2,071,963</b>	<b>\$54</b>
<b>Total Personnel Services:</b>		<b>\$1,831,532</b>	<b>\$1,977,621</b>	<b>\$2,071,909</b>	<b>\$2,071,963</b>	<b>\$54</b>
<b>Purchased Services</b>						
<b>General Government</b>						



Name	Account ID	FY2019 Actuals	FY2020 Actuals	FY2021 Adopted	FY2022 Proposed	FY2021 Adopted vs. FY2022 Proposed (\$ Change)
Printing	10001081-51010	\$8,093	\$4,810	\$10,000	\$10,000	\$0
Postage	10001081-51030	\$26,388	\$25,203	\$20,098	\$30,000	\$9,902
Telephone	10001081-51050			\$11,000		-\$11,000
Maintenance Contracts	10001081-51110				\$46,000	\$46,000
Equipment Maintenance	10001081-51120			\$1,000	\$1,000	\$0
Rental of Equipment	10001081-51140	\$21,234	\$18,168	\$16,600	\$17,500	\$900
Books & Subscriptions	10001081-51310	\$3,014	\$6,499	\$3,500	\$10,000	\$6,500
Education & Training	10001081-51320	\$25,193	\$15,919	\$15,000	\$15,000	\$0
Juror & Witness Fees	10001081-51340	\$27,474	\$16,599	\$18,000	\$25,000	\$7,000
<b>Total General Government:</b>		<b>\$111,397</b>	<b>\$87,198</b>	<b>\$95,198</b>	<b>\$154,500</b>	<b>\$59,302</b>
<b>Total Purchased Services:</b>		<b>\$111,397</b>	<b>\$87,198</b>	<b>\$95,198</b>	<b>\$154,500</b>	<b>\$59,302</b>
<b>Supplies</b>						
<b>General Government</b>						
Supplies & Materials	10001081-52010	\$22,683	\$21,534	\$20,000	\$38,000	\$18,000
Uniforms	10001081-52050	\$1,374				\$0
Equipment, Non-Capital	10001081-52612	\$1,381	\$18,982	\$0	\$17,500	\$17,500
<b>Total General Government:</b>		<b>\$25,438</b>	<b>\$40,516</b>	<b>\$20,000</b>	<b>\$55,500</b>	<b>\$35,500</b>
<b>Total Supplies:</b>		<b>\$25,438</b>	<b>\$40,516</b>	<b>\$20,000</b>	<b>\$55,500</b>	<b>\$35,500</b>
<b>Total Expense Objects:</b>		<b>\$1,968,367</b>	<b>\$2,105,334</b>	<b>\$2,187,107</b>	<b>\$2,281,963</b>	<b>\$94,856</b>



# Master In Equity

## Mission Statement

The Office of the Master-in-Equity handles both equity and non-jury trials and also all motions related to both jury and non-jury trials. Additionally, the Beaufort County Master-in-Equity has authority under Supreme Court Order to handle all pre-trial matters, including guilty pleas in General Sessions Court.

## Goals and Objectives

- Continue to follow the instructions and regulations from the South Carolina Judicial Branch;
- Continue to operate an efficient office; and
- Continue to strive for a healthy and happy staff.

## Department Description

This office has four (4) full-time and one (1) part-time employee. We do not have customers in the traditional sense, but deal with the general community of lawyers and litigants.

## Performance Measures

We strive to complete the cases assigned in an expeditious manner.

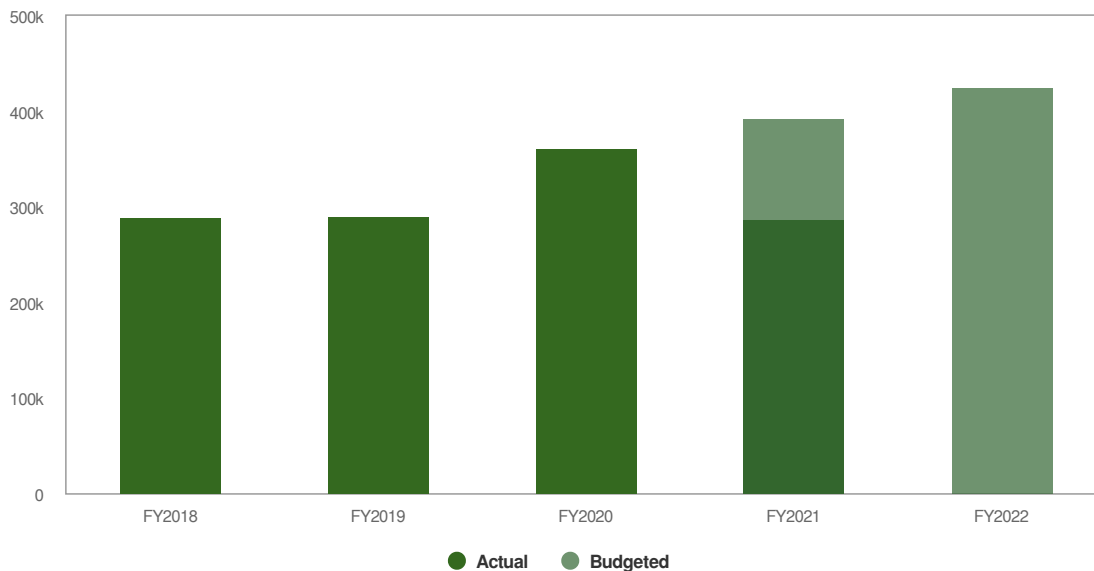
## Budget Highlights and Special Notes

We are often a break-even operation or a profit center. Our revenue is inversely related to the economy as a whole and is difficult to predict. For example, an increase in foreclosures will result in a dramatic increase in revenue.

## Expenditures Summary

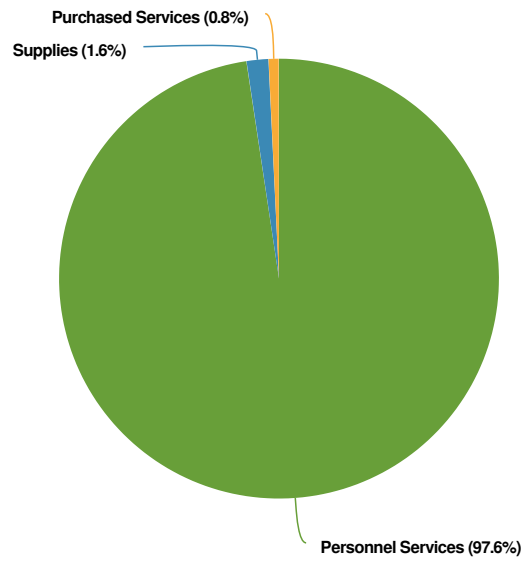
**\$426,427** **\$33,792**  
(8.61% vs. prior year)

Master In Equity Proposed and Historical Budget vs. Actual

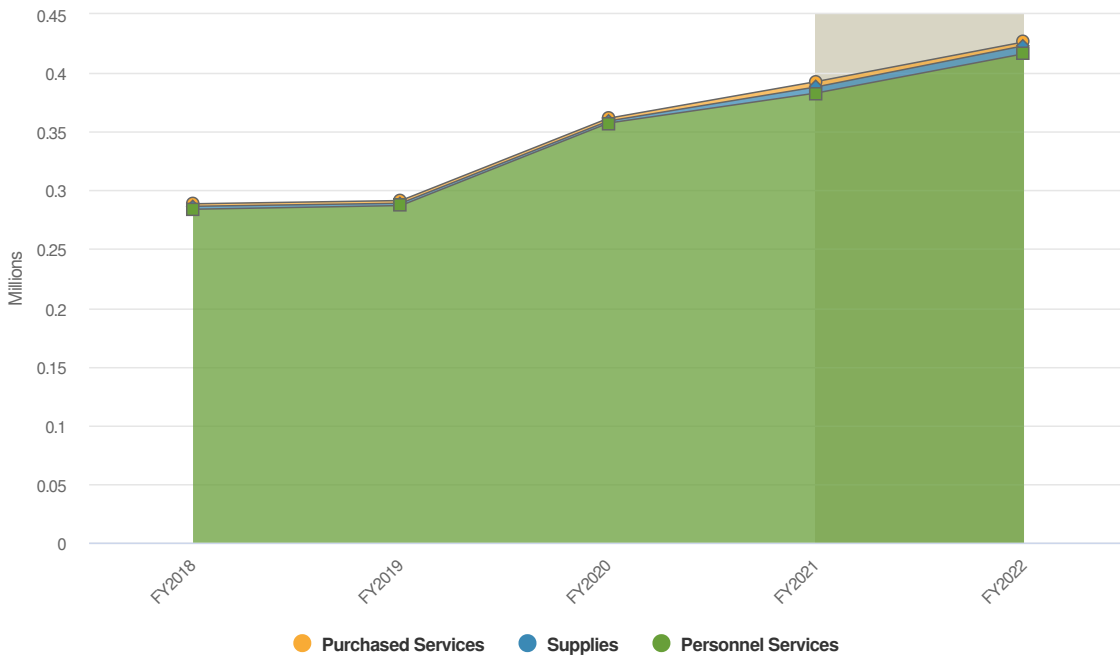


# Expenditures by Expense Type

## Budgeted Expenditures by Expense Type



## Budgeted and Historical Expenditures by Expense Type



Grey background indicates budgeted figures.



Name	Account ID	FY2019 Actuals	FY2020 Actuals	FY2021 Adopted	FY2022 Proposed	FY2021 Adopted vs. FY2022 Proposed (\$ Change)
<b>Expense Objects</b>						
<b>Personnel Services</b>						
<b>General Government</b>						
Salaries & Wages	10001090-50020	\$235,784	\$292,287	\$314,762	\$335,100	\$20,338
Overtime	10001090-50060	\$66				\$0
Employer FICA	10001090-50100	\$13,691	\$16,313	\$19,516	\$20,776	\$1,260
Employer Medicare	10001090-50110	\$3,202	\$4,020	\$4,565	\$4,859	\$294
Employer SC Retirement	10001090-50120	\$34,283	\$44,686	\$44,027	\$55,627	\$11,600
<b>Total General Government:</b>		<b>\$287,026</b>	<b>\$357,306</b>	<b>\$382,870</b>	<b>\$416,362</b>	<b>\$33,492</b>
<b>Total Personnel Services:</b>		<b>\$287,026</b>	<b>\$357,306</b>	<b>\$382,870</b>	<b>\$416,362</b>	<b>\$33,492</b>
<b>Purchased Services</b>						
<b>General Government</b>						
Postage	10001090-51030	\$428	\$272	\$1,000	\$1,000	\$0
Telephone	10001090-51050			\$300		-\$300
Rental of Equipment	10001090-51140	\$766	\$772	\$1,000		-\$1,000
Professional Services	10001090-51160			\$750	\$750	\$0
Books & Subscriptions	10001090-51310	\$405	\$648	\$600	\$600	\$0
Education & Training	10001090-51320	\$695	\$658	\$650	\$650	\$0
Bonding	10001090-51530			\$250	\$250	\$0
<b>Total General Government:</b>		<b>\$2,294</b>	<b>\$2,350</b>	<b>\$4,550</b>	<b>\$3,250</b>	<b>-\$1,300</b>
<b>Total Purchased Services:</b>		<b>\$2,294</b>	<b>\$2,350</b>	<b>\$4,550</b>	<b>\$3,250</b>	<b>-\$1,300</b>
<b>Supplies</b>						
<b>General Government</b>						
Supplies & Materials	10001090-52010	\$1,987	\$1,773	\$3,000	\$4,000	\$1,000
Equipment, Non-Capital	10001090-52612			\$2,215	\$2,815	\$600
<b>Total General Government:</b>		<b>\$1,987</b>	<b>\$1,773</b>	<b>\$5,215</b>	<b>\$6,815</b>	<b>\$1,600</b>
<b>Total Supplies:</b>		<b>\$1,987</b>	<b>\$1,773</b>	<b>\$5,215</b>	<b>\$6,815</b>	<b>\$1,600</b>



Name	Account ID	FY2019 Actuals	FY2020 Actuals	FY2021 Adopted	FY2022 Proposed	FY2021 Adopted vs. FY2022 Proposed (\$ Change)
<b>Total Expense Objects:</b>		<b>\$291,307</b>	<b>\$361,428</b>	<b>\$392,635</b>	<b>\$426,427</b>	<b>\$33,792</b>





# Mosquito Control

## Mission Statement

The mission is to provide safe, effective, and economical abatement of mosquitoes and to reduce the risk of mosquito-borne diseases.

## Goals and Objectives

Since 1974, Mosquito Control has improved the lives of those who reside or visit our portion of the scenic Lowcountry and Sea Islands. Staff will continue to offer professional services within a timely manner in support of a healthier and more enjoyable quality of life throughout Beaufort County.

## Department Description

Mosquito Control adheres to the principles of Integrated Mosquito Management (IMM) to accomplish their mission. The strategy depends on a multidisciplinary approach including, but not limited to, the application of public health insecticides. The IMM plan consists of:

- Surveillance of pest mosquitoes;
- Surveillance of vector mosquitoes and mosquito-borne diseases;
- Elimination of mosquito breeding sites;
- Strategic application of EPA-registered public health insecticides;
- Legislation;
- Support of community outreach; and
- Continuing education for employees.

Mosquito Control staff consists of thirteen (13) full-time, three (3) part-time, and two (2) college interns. The primary assets include seven (7) spray trucks, eight (8) support trucks, four (4) utility vehicles, one (1) plane, and one (1) helicopter. The Clemson-certified personnel use state-of-the-art ground and aerial application equipment and technologies (including GPS tracking). Also, Mosquito Control receives technical support from Clemson Department of Pesticide Regulation and South Carolina Department of Health and Environmental Control (SCDHEC).

## Performance measures

Mosquito Control received 776 service requests in 2020 (a mild mosquito season). Personnel applied a public health insecticide to 22,382 catch basins as the most important pro-active strategy to reduce the risk of West Nile (WN) virus. In addition, 173,234 acres were treated for adult mosquitoes (a 46.7% decrease from 2019 because of a Chief Pilot vacancy). Also, the ground treatments were limited by the notable number of exclusion (no spray) zones created for beehives. Laboratory staff tested 25,222 mosquitoes (a two-fold increase from 2019) among 99,473 identified mosquitoes for Eastern equine encephalitis, St Louis encephalitis, and WN viruses.

## Budget highlights and special notes

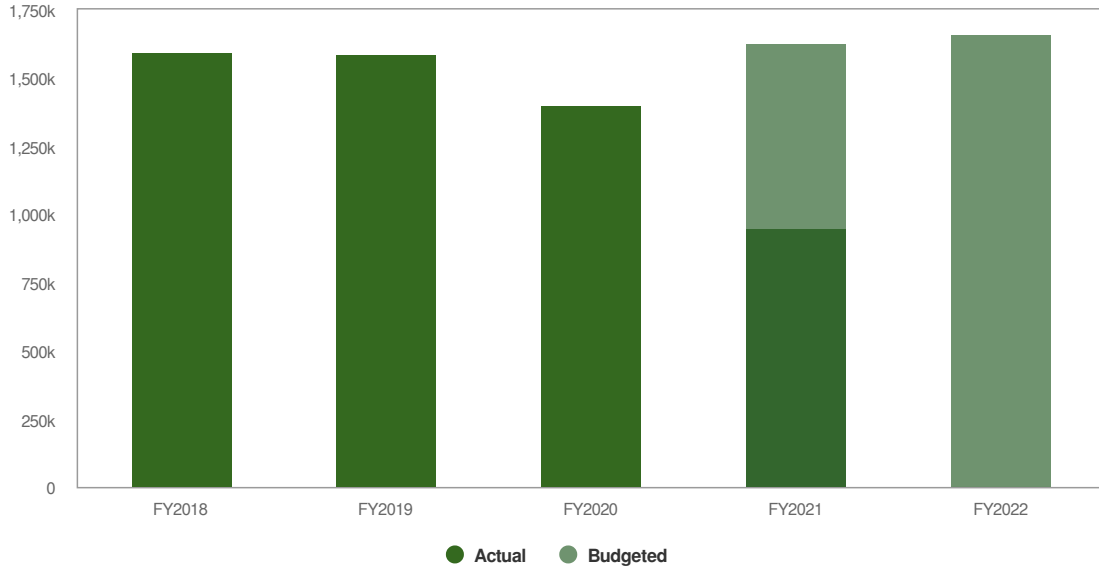
The primary benefits of the skilled services will be public satisfaction and accountability for the FY22 budget. Thus, several proposals will augment our efficiency and effectiveness: an Entomology Technician to enhance the surveillance program, a Biosafety Level 2 laboratory to replace the antiquated small laboratory, and a 10-bay shelter to store/protect expensive spray trucks and assets.

## Expenditures Summary

**\$1,662,599**    **\$31,995**  
(1.96% vs. prior year)

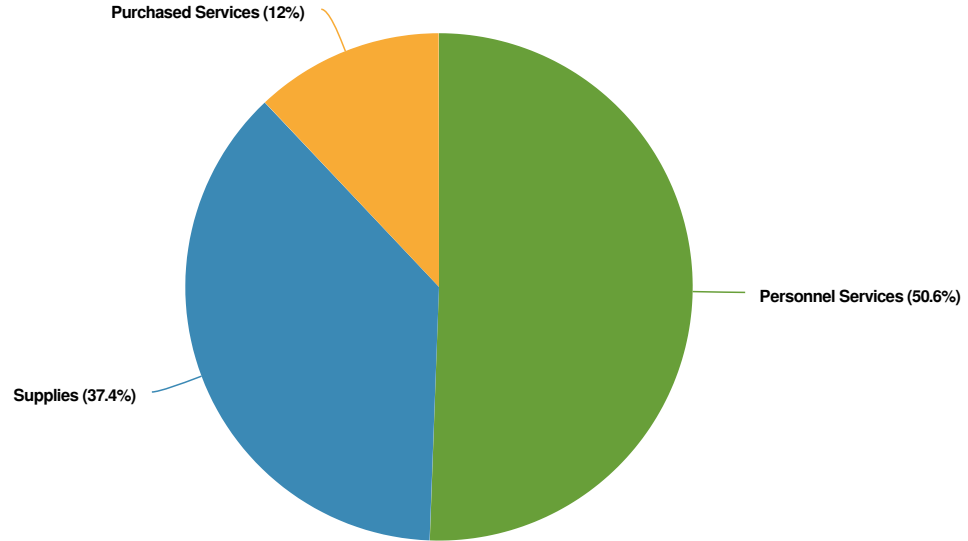


### Mosquito Control Proposed and Historical Budget vs. Actual

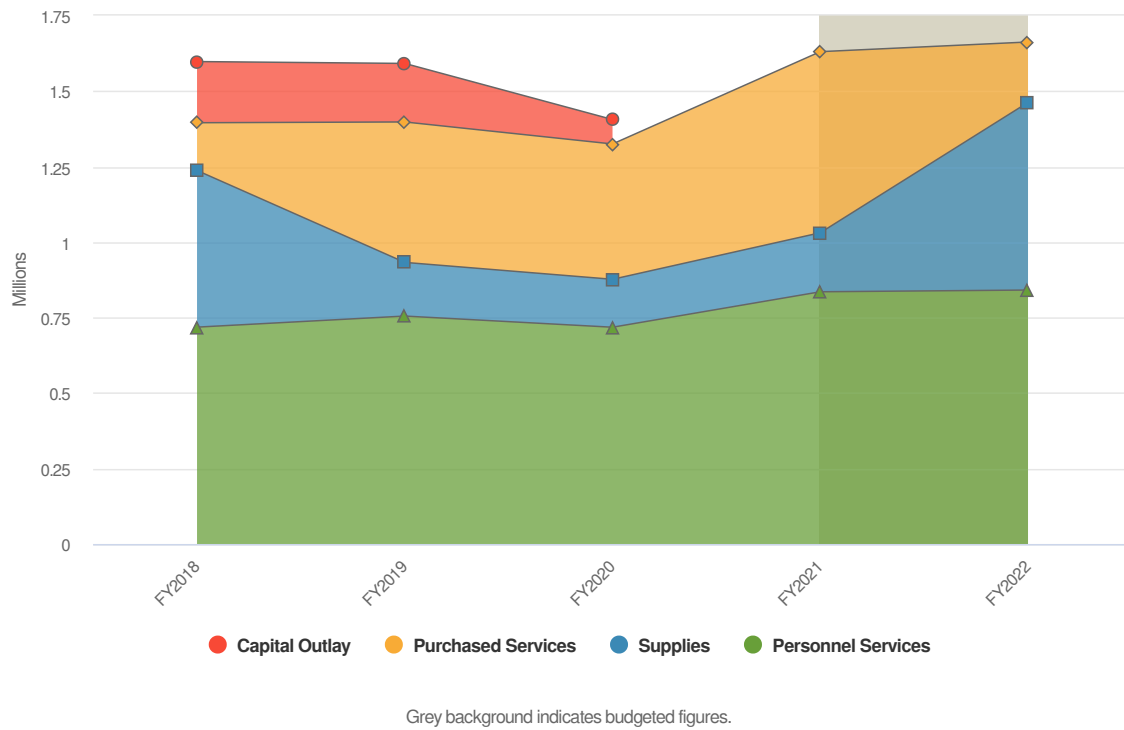


### Expenditures by Expense Type

#### Budgeted Expenditures by Expense Type



### Budgeted and Historical Expenditures by Expense Type



Name	Account ID	FY2019 Actuals	FY2020 Actuals	FY2021 Adopted	FY2022 Proposed	FY2021 Adopted vs. FY2022 Proposed (\$ Change)
<b>Expense Objects</b>						
<b>Personnel Services</b>						
<b>Public Health</b>						
Salaries & Wages	10001400-50020	\$619,893	\$587,678	\$687,745	\$677,131	-\$10,614
Overtime	10001400-50060	\$264				\$0
Employer FICA	10001400-50100	\$37,565	\$35,450	\$42,641	\$41,982	-\$659
Employer Medicare	10001400-50110	\$8,785	\$8,290	\$9,973	\$9,818	-\$155
Employer SC Retirement	10001400-50120	\$88,412	\$86,516	\$94,970	\$112,133	\$17,163
<b>Total Public Health:</b>		<b>\$754,921</b>	<b>\$717,934</b>	<b>\$835,329</b>	<b>\$841,064</b>	<b>\$5,735</b>
<b>Total Personnel Services:</b>		<b>\$754,921</b>	<b>\$717,934</b>	<b>\$835,329</b>	<b>\$841,064</b>	<b>\$5,735</b>
<b>Purchased Services</b>						
<b>Public Health</b>						
Advertising	10001400-51000		\$71	\$75	\$75	\$0
Printing	10001400-51010		\$291	\$200	\$200	\$0



Name	Account ID	FY2019 Actuals	FY2020 Actuals	FY2021 Adopted	FY2022 Proposed	FY2021 Adopted vs. FY2022 Proposed (\$ Change)
Postage	10001400-51030	\$259	\$59	\$500	\$500	\$0
Licenses & Permits	10001400-51040			\$100	\$100	\$0
Telephone	10001400-51050			\$3,100		-\$3,100
Maintenance Contracts	10001400-51110				\$38,360	\$38,360
Equipment Maintenance	10001400-51120	\$77,057	\$24,757	\$86,300	\$100,800	\$14,500
Facilities Maintenance	10001400-51130	\$341,976	\$372,974	\$445,000	\$10,000	-\$435,000
Rental of Equipment	10001400-51140	\$1,158	\$1,565	\$1,500	\$1,500	\$0
Rental of Buildings	10001400-51150	\$500		\$500	\$500	\$0
Professional Services	10001400-51160	\$6,000	\$7,792	\$22,100	\$7,600	-\$14,500
Vehicle Maintenance	10001400-51300	\$24,456	\$18,346	\$25,000	\$25,000	\$0
Books & Subscriptions	10001400-51310	\$1,261	\$1,019	\$1,400	\$1,400	\$0
Education & Training	10001400-51320	\$12,448	\$8,033	\$14,000	\$14,000	\$0
Insurance, Vehicles	10001400-51500		\$13,300			\$0
<b>Total Public Health:</b>		<b>\$465,113</b>	<b>\$448,206</b>	<b>\$599,775</b>	<b>\$200,035</b>	<b>-\$399,740</b>
<b>Total Purchased Services:</b>		<b>\$465,113</b>	<b>\$448,206</b>	<b>\$599,775</b>	<b>\$200,035</b>	<b>-\$399,740</b>
<b>Supplies</b>						
<b>Public Health</b>						
Supplies & Materials	10001400-52010	\$128,024	\$111,911	\$130,700	\$556,700	\$426,000
Uniforms	10001400-52050	\$3,138	\$3,896	\$3,500	\$3,500	\$0
Fuels & Lubricants	10001400-52500	\$45,801	\$35,202	\$60,500	\$60,500	\$0
Equipment, Non-Capital	10001400-52612	\$778	\$7,725	\$800	\$800	\$0
<b>Total Public Health:</b>		<b>\$177,741</b>	<b>\$158,733</b>	<b>\$195,500</b>	<b>\$621,500</b>	<b>\$426,000</b>
<b>Total Supplies:</b>		<b>\$177,741</b>	<b>\$158,733</b>	<b>\$195,500</b>	<b>\$621,500</b>	<b>\$426,000</b>
<b>Capital Outlay</b>						
<b>Public Health</b>						
Vehicles	10001400-54000	\$79,936	\$28,443	\$0		\$0
Equipment, Capital	10001400-54200	\$113,947	\$49,886	\$0		\$0



Name	Account ID	FY2019 Actuals	FY2020 Actuals	FY2021 Adopted	FY2022 Proposed	FY2021 Adopted vs. FY2022 Proposed (\$ Change)
Buildings & Improvements	10001400-54420		\$2,644			\$0
<b>Total Public Health:</b>		<b>\$193,883</b>	<b>\$80,973</b>			<b>\$0</b>
<b>Total Capital Outlay:</b>		<b>\$193,883</b>	<b>\$80,973</b>			<b>\$0</b>
<b>Total Expense Objects:</b>		<b>\$1,591,658</b>	<b>\$1,405,846</b>	<b>\$1,630,604</b>	<b>\$1,662,599</b>	<b>\$31,995</b>



# Parks and Recreation

## Mission Statement

We utilize proactive means to provide fun, safe, and fiscally responsible recreational programs to elevate the quality of life in our county and region. We will accomplish this effort through standing by our core values.

- Professionalism: Demonstrating proficiency and skill, as well as honesty, integrity, and respect.
- Accountability: Taking personal responsibility to be engaged and receptive in providing quality recreational services.
- Teamwork: Pursuing the best solution, or outcome, for both the community and the organization.

## Goals and Objectives

- Complete a Master Plan for Parks and Recreation; and
- Begin breaking ground on BRACE project.

## Department Description

The Parks and Recreation Department provides quality recreational programming to the citizens of Beaufort County. The department consists of fifty (50) full-time, thirty-one (31) part-time, and nine (9) seasonal employees. We have four (4) internal divisions, which include Administration, Athletics, Aquatics, and Grounds Maintenance. Department staff oversee and maintain eighteen (18) parks, eleven (11) centers, and four (4) pools. A wide variety of both youth and adult athletic programs are offered throughout the year, along with aquatic programming such as swim lessons and water aerobics.

The Parks and Recreation Department's main offices are located at the Burton Wells Recreation Center in Beaufort and the Buckwalter Recreation Center in Bluffton. These recreation centers not only house our staff, but also include many public-use areas. At Burton Wells, facilities include a gymnasium, two (2) racquetball courts, a weight room, and multi-purpose classrooms that are available for our patrons to enjoy. At Buckwalter, facilities include four (4) gymnasiums, two (2) racquetball courts, an indoor running and walking track, batting cages, a weight room, and two (2) multi-purpose classrooms that are available to the public for meetings, parties, and more. All recreation centers include free student memberships, along with other very affordable membership packages such as single, military, senior, and family memberships that are available to all Beaufort County residents.

## Performance measures

The year 2020 was an extremely challenging year for all and our department was no different. We were able to coordinate sports for 4,859 youth and adults. That's down 27% from the previous year. This doesn't include the 726 refund/credits we dispersed to those spring participants that no longer wanted to continue to play once we resumed our programs in June. Our pools saw a reduction in people using the facilities due to COVID, but we still had 4,067 come through our doors.

We also saw a drop in the special events we host each year. Two (2) summer baseball/softball tournaments were cancelled, along with an inaugural basketball tournament we were going to host against state champions from both Georgia and South Carolina. Though the cancellations were disappointing, we were able to host the 2020 SCAP Soccer State Tournament in December. It turned out to be a great event, even with the implementation of strict COVID guidelines.

Thankfully, we were still able to keep our staff working, along with providing programming once we were able to use our facilities again. Many maintenance projects and upgrades were completed during that time, along with our staff doing a tremendous job of assisting with the collection and distribution of sanitizing materials to employees within the county.

## Budget highlights and special notes

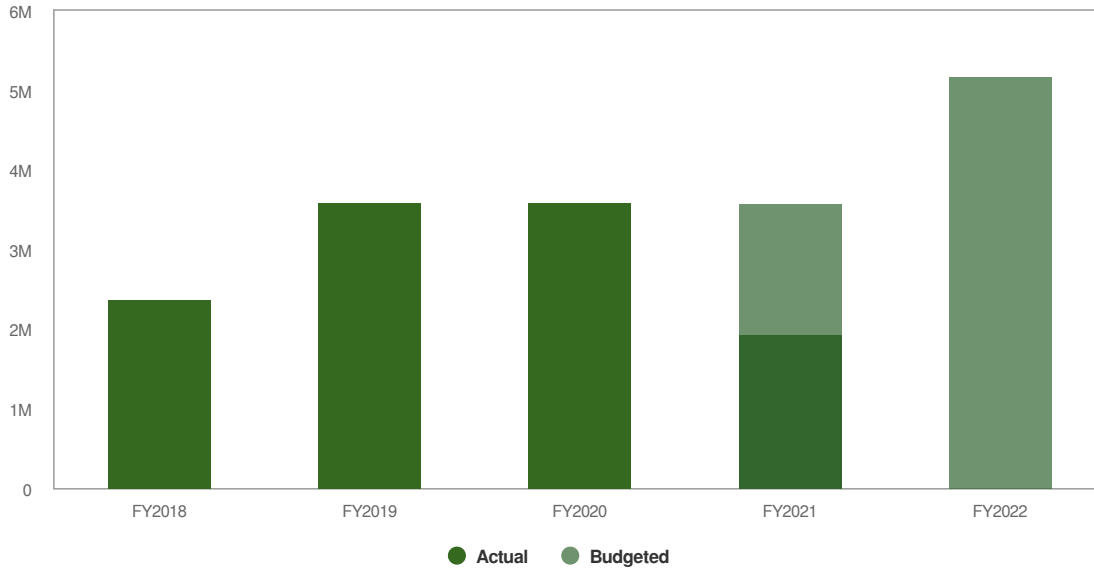
The proposed 2022 budget contains funding for park improvements. These are extremely important to the department, and will be for years to come. This would allow us to get our projects moved to the front and give us the ability to prioritize. We also included a full-time marketing assistant as opposed to a part-time marketing assistant. This position has proved to be a key position in the department. They keep up with phone greetings, schedules, standings, the website, banner sales and placement, uniform sponsors, TV sponsors, and getting all programs posted for registration. This position, once established, can more than pay for itself. We have also added a Center Director in hopes of establishing after school and summer camp programs as well as seniors back under the Parks and Recreation department and thriving again.

## Expenditures Summary



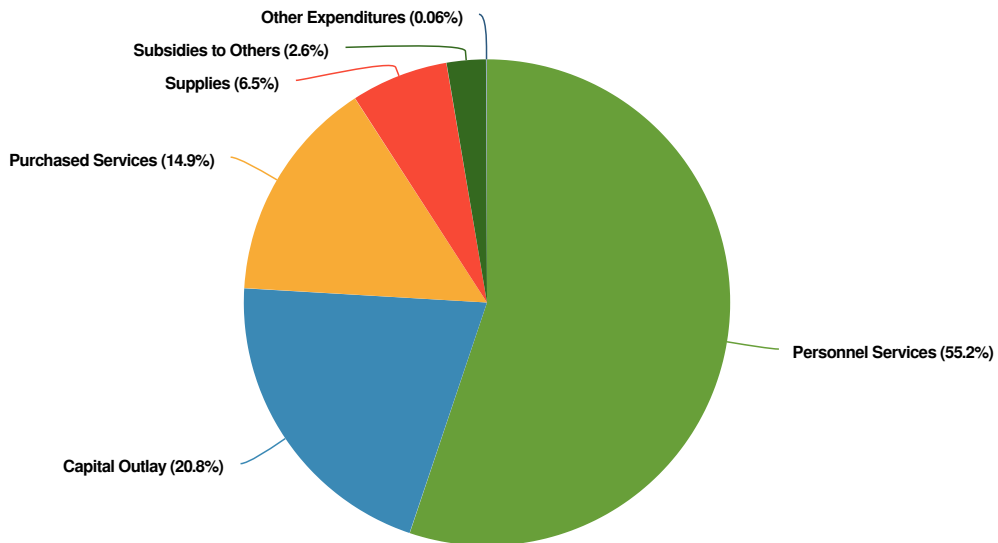
**\$5,190,351** **\$1,609,224**  
 (44.94% vs. prior year)

**Parks and Recreation Proposed and Historical Budget vs. Actual**

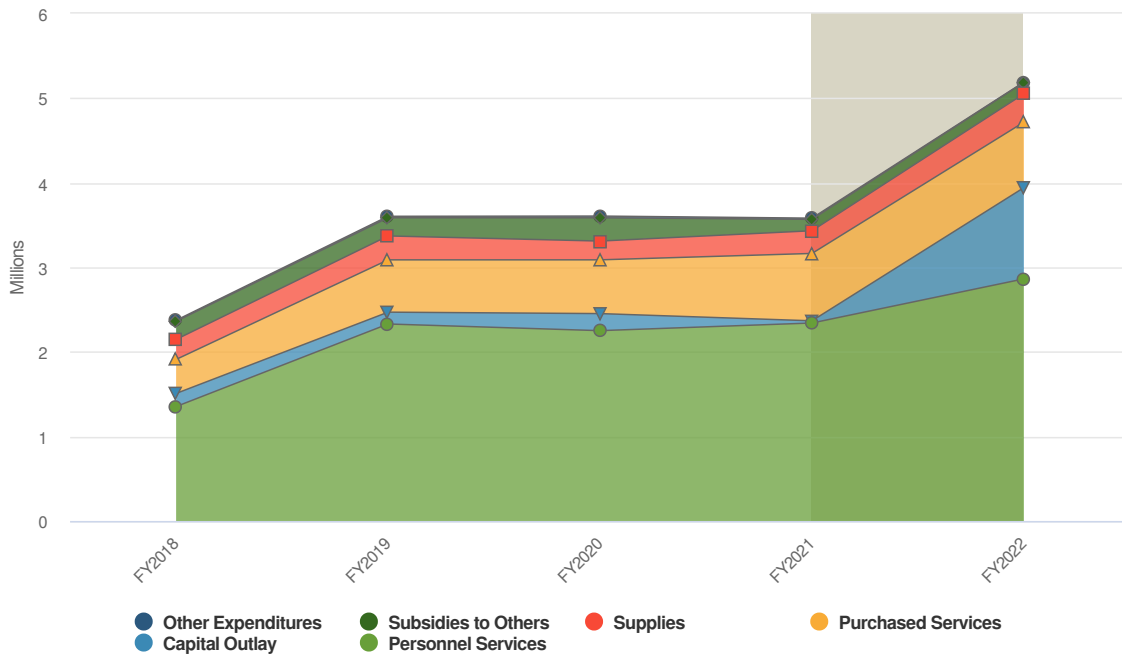


**Expenditures by Expense Type**

**Budgeted Expenditures by Expense Type**



### Budgeted and Historical Expenditures by Expense Type



Grey background indicates budgeted figures.

Name	Account ID	FY2019 Actuals	FY2020 Actuals	FY2021 Adopted	FY2022 Proposed	FY2021 Adopted vs. FY2022 Proposed (\$ Change)
<b>Expense Objects</b>						
<b>Personnel Services</b>						
<b>Culture and Recreation</b>						
Salaries & Wages	10001600-50020	\$1,751,638	\$1,819,020	\$1,913,815	\$2,021,605	\$107,790
Overtime	10001600-50060	\$10,558	\$18,696	\$13,940	\$21,300	\$7,360
Employer FICA	10001600-50100	\$106,159	\$110,553	\$118,362	\$126,660	\$8,298
Employer Medicare	10001600-50110	\$24,827	\$25,855	\$27,958	\$29,622	\$1,664
Employer SC Retirement	10001600-50120	\$249,782	\$276,537	\$267,067	\$338,305	\$71,238
Salaries & Wages	10001604-50020	\$152,110			\$259,100	\$259,100
Overtime	10001604-50060	\$812			\$3,000	\$3,000
Employer FICA	10001604-50100	\$9,307			\$16,250	\$16,250
Employer Medicare	10001604-50110	\$2,177			\$3,800	\$3,800
Employer SC Retirement	10001604-50120	\$22,165			\$43,510	\$43,510





Name	Account ID	FY2019 Actuals	FY2020 Actuals	FY2021 Adopted	FY2022 Proposed	FY2021 Adopted vs. FY2022 Proposed (\$ Change)
<b>Total Culture and Recreation:</b>		<b>\$2,329,535</b>	<b>\$2,250,662</b>	<b>\$2,341,142</b>	<b>\$2,863,152</b>	<b>\$522,010</b>
<b>Total Personnel Services:</b>		<b>\$2,329,535</b>	<b>\$2,250,662</b>	<b>\$2,341,142</b>	<b>\$2,863,152</b>	<b>\$522,010</b>
<b>Purchased Services</b>						
<b>Culture and Recreation</b>						
Advertising	10001600-51000	\$425	\$1,158	\$1,200	\$1,500	\$300
Postage	10001600-51030	\$95	\$52	\$30	\$30	\$0
Licenses & Permits	10001600-51040	\$475	\$700	\$750	\$625	-\$125
Telephone	10001600-51050			\$54,700	\$3,000	-\$51,700
Maintenance Contracts	10001600-51110				\$42,810	\$42,810
Equipment Maintenance	10001600-51120	\$29,403	\$36,242	\$28,650	\$29,400	\$750
Facilities Maintenance	10001600-51130	\$116,472	\$147,236	\$209,200	\$168,000	-\$41,200
Rental of Equipment	10001600-51140	\$3,206	\$3,302	\$1,910	\$4,910	\$3,000
Rental of Buildings	10001600-51150	\$1,900	\$1,900	\$3,000		-\$3,000
Professional Services	10001600-51160	\$90,095	\$97,089	\$412,870	\$133,000	-\$279,870
Non-Professional Services	10001600-51170	\$49,970	\$161,308	\$6,100	\$4,500	-\$1,600
Vehicle Maintenance	10001600-51300	\$63,224	\$59,951	\$64,600	\$1,500	-\$63,100
Books & Subscriptions	10001600-51310	\$1,315	\$2,059	\$1,850	\$17,000	\$15,150
Education & Training	10001600-51320	\$20,526	\$14,584	\$11,750		-\$11,750
Athletic Programs	10001600-51360				\$98,400	\$98,400
Insurance, Vehicles	10001600-51500		\$37,069			\$0
Insurance, Buildings & Contents	10001600-51510		\$72,945			\$0
Recreation Programs	10001600-51960				\$11,200	\$11,200
Advertising	10001604-51000	\$757			\$500	\$500
Licenses & Permits	10001604-51040	\$125			\$125	\$125
Maintenance Contracts	10001604-51110				\$15,304	\$15,304
Equipment Maintenance	10001604-51120	\$254				\$0



Name	Account ID	FY2019 Actuals	FY2020 Actuals	FY2021 Adopted	FY2022 Proposed	FY2021 Adopted vs. FY2022 Proposed (\$ Change)
Facilities Maintenance	10001604-51130	\$66,574			\$66,000	\$66,000
Professional Services	10001604-51160	\$22,616			\$170,070	\$170,070
Non-Professional Services	10001604-51170	\$147,098			\$2,000	\$2,000
Vehicle Maintenance	10001604-51300	\$1,599				\$0
Books & Subscriptions	10001604-51310	\$450			\$600	\$600
Education & Training	10001604-51320	\$1,900			\$4,000	\$4,000
<b>Total Culture and Recreation:</b>		<b>\$618,479</b>	<b>\$635,597</b>	<b>\$796,610</b>	<b>\$774,474</b>	<b>-\$22,136</b>
<b>Total Purchased Services:</b>		<b>\$618,479</b>	<b>\$635,597</b>	<b>\$796,610</b>	<b>\$774,474</b>	<b>-\$22,136</b>
<b>Supplies</b>						
<b>Culture and Recreation</b>						
Supplies & Materials	10001600-52010	\$101,412	\$162,141	\$185,900	\$79,500	-\$106,400
Uniforms	10001600-52050	\$1,130			\$62,425	\$62,425
Fuels & Lubricants	10001600-52500	\$48,660	\$46,981	\$54,300	\$53,300	-\$1,000
Equipment, Non-Capital	10001600-52612	\$16,935	\$12,906	\$28,175		-\$28,175
Supplies & Materials	10001604-52010	\$112,900			\$129,300	\$129,300
Fuels & Lubricants	10001604-52500	\$1,285			\$5,000	\$5,000
Equipment, Non-Capital	10001604-52612	\$505			\$6,000	\$6,000
<b>Total Culture and Recreation:</b>		<b>\$282,828</b>	<b>\$222,028</b>	<b>\$268,375</b>	<b>\$335,525</b>	<b>\$67,150</b>
<b>Total Supplies:</b>		<b>\$282,828</b>	<b>\$222,028</b>	<b>\$268,375</b>	<b>\$335,525</b>	<b>\$67,150</b>
<b>Capital Outlay</b>						
<b>Culture and Recreation</b>						
Vehicles	10001600-54000	\$53,639	\$157,024	\$0	\$179,000	\$179,000
Equipment, Capital	10001600-54200	\$34,719	\$11,087	\$26,000	\$192,500	\$166,500
Buildings & Improvements	10001600-54420	\$23,423	\$33,771	\$0	\$690,500	\$690,500
Vehicles	10001604-54000	\$282				\$0
Equipment, Capital	10001604-54200	\$6,695				\$0
Buildings & Improvements	10001604-54420	\$21,156			\$17,000	\$17,000



Name	Account ID	FY2019 Actuals	FY2020 Actuals	FY2021 Adopted	FY2022 Proposed	FY2021 Adopted vs. FY2022 Proposed (\$ Change)
<b>Total Culture and Recreation:</b>		<b>\$139,914</b>	<b>\$201,882</b>	<b>\$26,000</b>	<b>\$1,079,000</b>	<b>\$1,053,000</b>
<b>Total Capital Outlay:</b>		<b>\$139,914</b>	<b>\$201,882</b>	<b>\$26,000</b>	<b>\$1,079,000</b>	<b>\$1,053,000</b>
<b>Subsidies to Others</b>						
<b>Culture and Recreation</b>						
Direct Subsidies	10001600-55000	\$215,000	\$275,000	\$135,000	\$135,000	\$0
<b>Total Culture and Recreation:</b>		<b>\$215,000</b>	<b>\$275,000</b>	<b>\$135,000</b>	<b>\$135,000</b>	<b>\$0</b>
<b>Total Subsidies to Others:</b>		<b>\$215,000</b>	<b>\$275,000</b>	<b>\$135,000</b>	<b>\$135,000</b>	<b>\$0</b>
<b>Other Expenditures</b>						
<b>Culture and Recreation</b>						
Credit Card Fees	10001600-57900	\$17,369	\$20,737	\$14,000	\$3,200	-\$10,800
<b>Total Culture and Recreation:</b>		<b>\$17,369</b>	<b>\$20,737</b>	<b>\$14,000</b>	<b>\$3,200</b>	<b>-\$10,800</b>
<b>Total Other Expenditures:</b>		<b>\$17,369</b>	<b>\$20,737</b>	<b>\$14,000</b>	<b>\$3,200</b>	<b>-\$10,800</b>
<b>Total Expense Objects:</b>		<b>\$3,603,124</b>	<b>\$3,605,906</b>	<b>\$3,581,127</b>	<b>\$5,190,351</b>	<b>\$1,609,224</b>



# Planning and Zoning

## Mission Statement

The mission of the Beaufort County Planning and Zoning Department is to provide professional planning and zoning services to the citizens of Beaufort County and the region in a courteous, consistent and fair manner. The department addresses the challenges of rapid growth by promoting initiatives aimed to improve the quality of life through the effective enforcement of the Community Development Code and by engaging in creative, visionary leadership that is respectful of the cultural, historic, environmental, and scenic attributes of Beaufort County.

## Goals and Objectives

- Use the Comprehensive Plan and Community Development Code and other programs to direct growth in ways that encourage quality of life, equity, economic opportunities, and the preservation of the County's natural, cultural, and historic assets;
- Provide timely, professional and friendly service to property owners, developers, builders, and the general public that utilize the services of the department balancing the interests of the applicant with the interests of the public at large; and
- Seek to be leaders in the community working with municipal officials, government agencies, non-profits, community groups and the general public to ensure the preservation and enhancement of the county's quality of life.

## Department Description

The department employs eleven (11) people full-time. The department's main functions are to administer and implement the Comprehensive Plan and the Community Development Code (CDC). Administering the comprehensive plan involves broader policy applications such as developing and maintaining the plan, utilizing the plan to inform decisions on amendments to the CDC, overseeing programs such as the Rural and Critical Lands Preservation Program and Passive Parks Program, developing special area plans, and other activities of a long-range nature (see Performance Measures below for more details). Administration of the CDC entails the review and issuing of zoning and development permits. This activity involves interacting with the public, reviewing plans, interpreting the CDC, performing site visits and staffing several boards.

## Performance measures

- Issue zoning permits/plat/SRT approvals within three (3) days of receipt of a complete package that satisfies the CDC and Comprehensive Plan;
- Process Variance/Special Use and Map/Text Amendment applications for the appropriate meeting immediately following satisfying FOIA/Public notice statutes;
- See the Beaufort County 2040 Comprehensive Plan through to adoption by County Council and start implementation of actionable items in the plan; and
- Address park planning and design for Whitehall Park, Pineview, Bailey Memorial Park, Okatie River Park, New Riverside Park, and Ford Shell Ring.

## Budget highlights and special notes

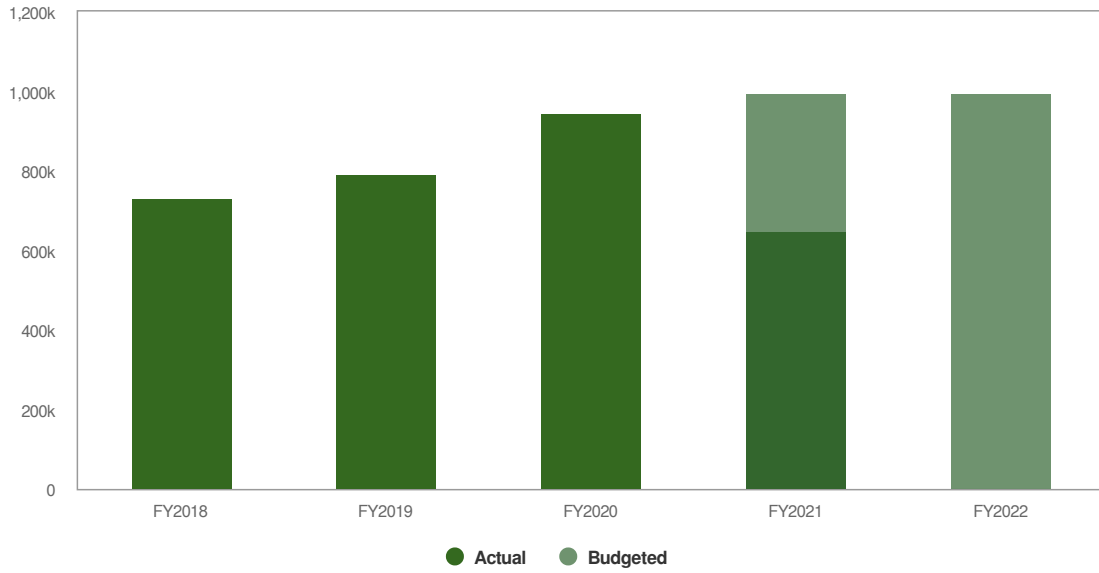
The submitted department budget will provide the resources necessary to effectively carry out the above functions.

## Expenditures Summary

**\$996,984**    **\$1,918**  
(0.19% vs. prior year)

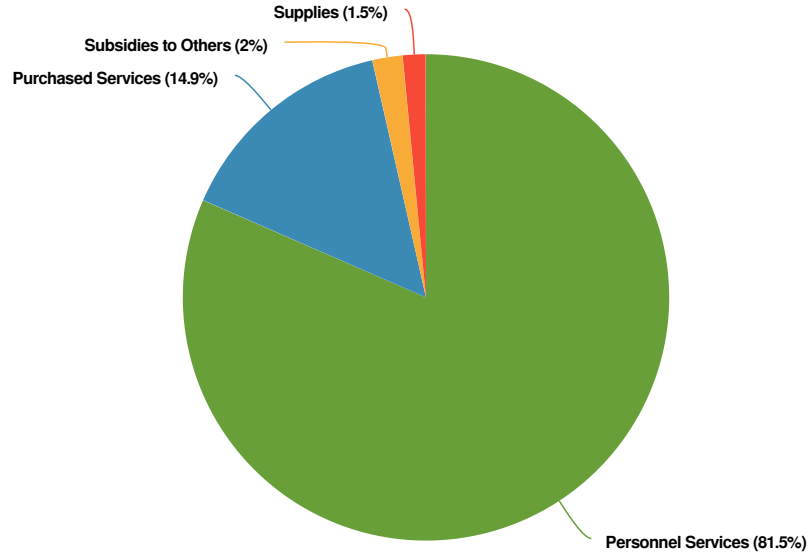


### Planning and Zoning Proposed and Historical Budget vs. Actual

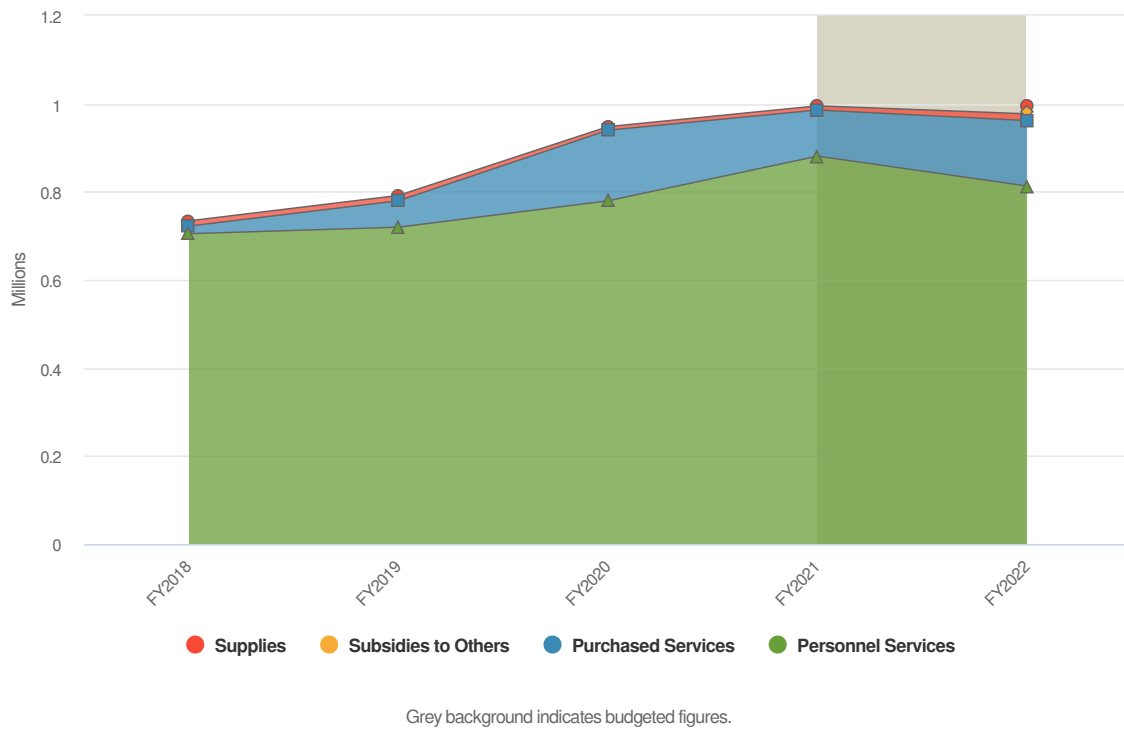


## Expenditures by Expense Type

### Budgeted Expenditures by Expense Type



### Budgeted and Historical Expenditures by Expense Type



Name	Account ID	FY2019 Actuals	FY2020 Actuals	FY2021 Adopted	FY2022 Proposed	FY2021 Adopted vs. FY2022 Proposed (\$ Change)
<b>Expense Objects</b>						
<b>Personnel Services</b>						
<b>General Government</b>						
Salaries & Wages	10001130-50020	\$590,466	\$635,276	\$725,753	\$654,563	-\$71,190
Employer FICA	10001130-50100	\$35,642	\$38,363	\$44,997	\$40,583	-\$4,414
Employer Medicare	10001130-50110	\$8,336	\$8,972	\$10,523	\$9,491	-\$1,032
Employer SC Retirement	10001130-50120	\$85,053	\$96,819	\$99,572	\$108,396	\$8,824
<b>Total General Government:</b>		<b>\$719,496</b>	<b>\$779,430</b>	<b>\$880,845</b>	<b>\$813,033</b>	<b>-\$67,812</b>
<b>Total Personnel Services:</b>		<b>\$719,496</b>	<b>\$779,430</b>	<b>\$880,845</b>	<b>\$813,033</b>	<b>-\$67,812</b>
<b>Purchased Services</b>						
<b>General Government</b>						
Advertising	10001130-51000	\$1,700	\$3,510	\$3,000	\$6,400	\$3,400
Printing	10001130-51010	\$1,433	\$508	\$1,200	\$3,200	\$2,000



Name	Account ID	FY2019 Actuals	FY2020 Actuals	FY2021 Adopted	FY2022 Proposed	FY2021 Adopted vs. FY2022 Proposed (\$ Change)
Postage	10001130-51030	\$924	\$1,051	\$1,218	\$1,243	\$25
Telephone	10001130-51050			\$1,325		-\$1,325
Maintenance Contracts	10001130-51110				\$44,000	\$44,000
Rental of Equipment	10001130-51140	\$958	\$965	\$1,500	\$1,500	\$0
Professional Services	10001130-51160	\$37,465	\$143,098	\$86,052	\$76,000	-\$10,052
Non-Professional Services	10001130-51170				\$1,500	\$1,500
Vehicle Maintenance	10001130-51300	\$798	\$2,164	\$1,600	\$100	-\$1,500
Books & Subscriptions	10001130-51310	\$1,894	\$2,441	\$2,508	\$5,058	\$2,550
Education & Training	10001130-51320	\$14,852	\$3,568	\$6,418	\$9,600	\$3,182
Insurance, Vehicles	10001130-51500		\$3,030			\$0
<b>Total General Government:</b>		<b>\$60,024</b>	<b>\$160,337</b>	<b>\$104,821</b>	<b>\$148,601</b>	<b>\$43,780</b>
<b>Total Purchased Services:</b>		<b>\$60,024</b>	<b>\$160,337</b>	<b>\$104,821</b>	<b>\$148,601</b>	<b>\$43,780</b>
<b>Supplies</b>						
<b>General Government</b>						
Supplies & Materials	10001130-52010	\$9,748	\$7,155	\$6,500	\$8,500	\$2,000
Fuels & Lubricants	10001130-52500	\$1,431	\$964	\$1,100	\$1,100	\$0
Equipment, Non-Capital	10001130-52612	\$876		\$1,800	\$5,750	\$3,950
<b>Total General Government:</b>		<b>\$12,055</b>	<b>\$8,118</b>	<b>\$9,400</b>	<b>\$15,350</b>	<b>\$5,950</b>
<b>Total Supplies:</b>		<b>\$12,055</b>	<b>\$8,118</b>	<b>\$9,400</b>	<b>\$15,350</b>	<b>\$5,950</b>
<b>Subsidies to Others</b>						
<b>General Government</b>						
Direct Subsidies	10001130-55000				\$20,000	\$20,000
<b>Total General Government:</b>					<b>\$20,000</b>	<b>\$20,000</b>
<b>Total Subsidies to Others:</b>					<b>\$20,000</b>	<b>\$20,000</b>
<b>Total Expense Objects:</b>		<b>\$791,575</b>	<b>\$947,885</b>	<b>\$995,066</b>	<b>\$996,984</b>	<b>\$1,918</b>



# Probate Court

## Mission Statement

The Probate Court is a court of record having exclusive original jurisdiction over all matters related to decedents' estates, trusts, guardianships of adult incapacitated persons, conservatorships of minors and adult incapacitated persons, involuntary commitment of persons suffering from mental illness, intellectual disability, chemical dependence, and tuberculosis, and issuance of marriage licenses. The Court also has jurisdiction over the approval of certain wrongful death settlements.

In discharging the duties and functions of the Court, the judges and court staff strive to always render courteous and effective public service, with sensitivity and respect to the individuals having business with the Court. Court services are rendered fairly, impartially, and equitably, without regard to race, creed, religion, national origin, or gender.

## Goals for FY 2022

- Always perform the Court's mission in a manner that does honor and justice to the citizens of Beaufort County and its leaders, as well as to our state and federal judicial systems, and provides meaningful, user-friendly service to the public;
- Work with the county webmaster and officials at state court administration level to make our judicial website more user-friendly and to promote e-filing of documents in the probate court system; and
- Maintain ergonomically correct and healthy work environment for court staff and the public accessing court services, to include rearranging work spaces as necessary to provide for social distancing, use of stand-up desk options, and replacing, as they age or become unstable, chairs used by staff and public.

## Departmental Description

Court activities/functions related to its jurisdictional areas include the appointment of personal representatives, trustees, conservators, and guardians, hearings and trials in formal proceedings, processing and admitting to probate/record wills and other probate instruments, pleadings, motions, marriage licenses and applications therefor, and other official documents, and the maintenance of public records regarding the same. Our staff consists of the Probate Judge, Associate Judge, and eleven (11) Clerks and Deputy Clerks, all full-time, and one (1) part-time Clerk. Our services are delivered to members of the public both directly and through attorneys.

## Performance Measures

We began calendar year 2020 with 1,335 pending decedents' estate cases, opened 1,401 new cases and closed 1,143 during the year. The same year, we handled 471 mental/chemical commitment cases, 170 guardianship/conservatorship/trust cases, and issued 1,144 marriage licenses. In addition to casework, we also helped hundreds of people in-person, by telephone, and email with myriad questions about the probate process.

## Budget Highlights and Special Notes

Our ability to handle dramatic caseload increases efficiently and effectively, with highly professional, well-trained staff and continuing implementation of technological advances, has enabled us to hold the line on expenditure levels, as reflected in our proposed budget for FY 2022.

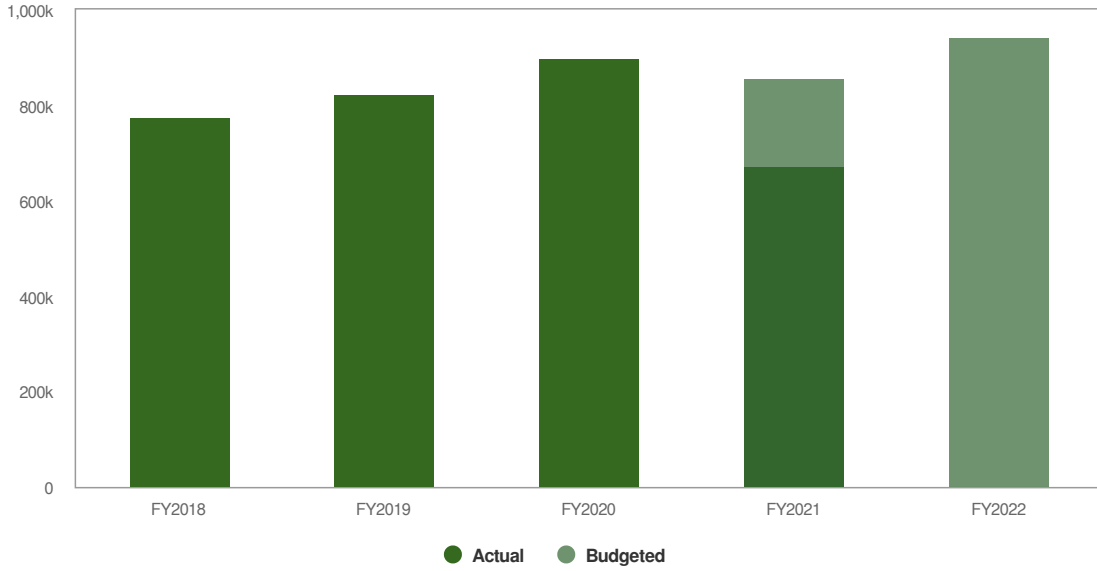
## Expenditures Summary

**\$944,724** **\$87,350**  
(10.19% vs. prior year)



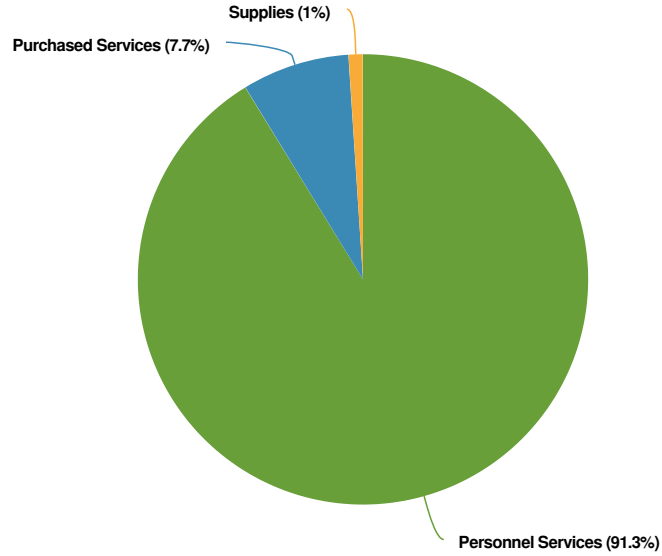


### Probate Court Proposed and Historical Budget vs. Actual

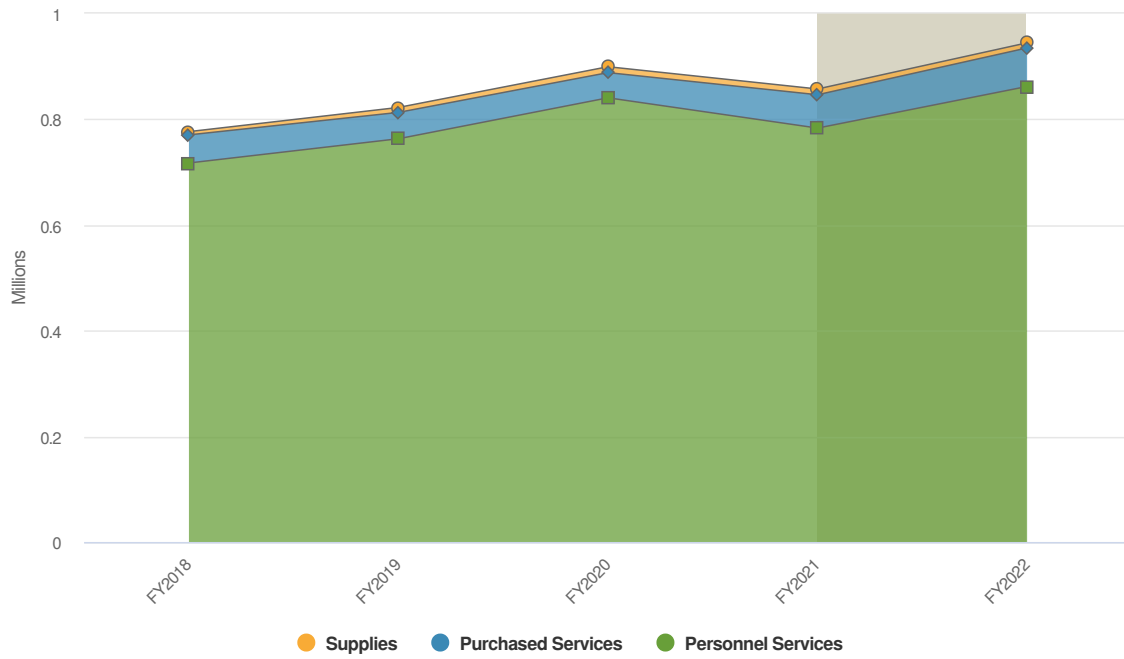


### Expenditures by Expense Type

#### Budgeted Expenditures by Expense Type



### Budgeted and Historical Expenditures by Expense Type



Grey background indicates budgeted figures.

Name	Account ID	FY2019 Actuals	FY2020 Actuals	FY2021 Adopted	FY2022 Proposed	FY2021 Adopted vs. FY2022 Proposed (\$ Change)
<b>Expense Objects</b>						
<b>Personnel Services</b>						
<b>General Government</b>						
Salaries & Wages	10001040-50020	\$627,002	\$686,307	\$645,188	\$694,084	\$48,896
Employer FICA	10001040-50100	\$37,471	\$40,975	\$40,001	\$43,033	\$3,032
Employer Medicare	10001040-50110	\$8,763	\$9,583	\$9,356	\$10,064	\$708
Employer SC Retirement	10001040-50120	\$89,967	\$103,783	\$88,824	\$114,940	\$26,116
<b>Total General Government:</b>		<b>\$763,203</b>	<b>\$840,647</b>	<b>\$783,369</b>	<b>\$862,121</b>	<b>\$78,752</b>
<b>Total Personnel Services:</b>		<b>\$763,203</b>	<b>\$840,647</b>	<b>\$783,369</b>	<b>\$862,121</b>	<b>\$78,752</b>
<b>Purchased Services</b>						
<b>General Government</b>						
Advertising	10001040-51000	\$1,380	\$28,504	\$1,700	\$1,700	\$0
Advertising	10001040-51001	\$28,974		\$30,500	\$30,500	\$0



Name	Account ID	FY2019 Actuals	FY2020 Actuals	FY2021 Adopted	FY2022 Proposed	FY2021 Adopted vs. FY2022 Proposed (\$ Change)
Printing	10001040-51010	\$1,328	\$3,271	\$4,000	\$4,000	\$0
Postage	10001040-51030	\$4,787	\$5,187	\$5,400	\$5,800	\$400
Telephone	10001040-51050			\$900		-\$900
Maintenance Contracts	10001040-51110				\$5,600	\$5,600
Equipment Maintenance	10001040-51120			\$290	\$290	\$0
Rental of Equipment	10001040-51140	\$1,893	\$1,908	\$1,500	\$2,000	\$500
Professional Services	10001040-51160			\$10,000	\$10,000	\$0
Books & Subscriptions	10001040-51310	\$3,619	\$3,149	\$3,850	\$3,850	\$0
Education & Training	10001040-51320	\$7,861	\$5,658	\$4,250	\$8,500	\$4,250
Bonding	10001040-51530			\$700	\$700	\$0
<b>Total General Government:</b>		<b>\$49,840</b>	<b>\$47,678</b>	<b>\$63,090</b>	<b>\$72,940</b>	<b>\$9,850</b>
<b>Total Purchased Services:</b>		<b>\$49,840</b>	<b>\$47,678</b>	<b>\$63,090</b>	<b>\$72,940</b>	<b>\$9,850</b>
<b>Supplies</b>						
<b>General Government</b>						
Supplies & Materials	10001040-52010	\$7,185	\$7,253	\$6,500	\$6,500	\$0
Equipment, Non-Capital	10001040-52612	\$2,193	\$3,921	\$4,415	\$3,163	-\$1,252
<b>Total General Government:</b>		<b>\$9,378</b>	<b>\$11,173</b>	<b>\$10,915</b>	<b>\$9,663</b>	<b>-\$1,252</b>
<b>Total Supplies:</b>		<b>\$9,378</b>	<b>\$11,173</b>	<b>\$10,915</b>	<b>\$9,663</b>	<b>-\$1,252</b>
<b>Total Expense Objects:</b>		<b>\$822,421</b>	<b>\$899,499</b>	<b>\$857,374</b>	<b>\$944,724</b>	<b>\$87,350</b>



## Public Information Office (Communications)

### Mission Statement

The Beaufort County Public Information Department serves as the information connection to and for Beaufort County government, both externally and internally, and will communicate clearly and openly to the County's residents and stakeholders about the government's goals, activities and services.

### Goals and Objectives

- To draft policies and procedures for external and internal communications in the form of a Beaufort County Communications Plan;
- To create a Social Media Plan that will expand and broaden Beaufort County's reach in disseminating critical community messages; and
- To further connect Beaufort County Council to the public through increased messaging.

### Department Description

The Public Information Office includes a Public Information Officer, who is responsible for the oversight of the Department, as well as a Communications Manager who handles social media, news releases to the public and the dissemination of internal communications. The Communications Department is always looking for ways to expand and reach the growing population of Beaufort County. New content is being created for The County Channel County, County website and we are active with the growing audiences on multiple social media platforms including Facebook, Twitter, Instagram, Next Door, and LinkedIn. Both internal and external communication keep County employees and the public up-to-date on special events, useful community information and personnel recognitions. This includes media releases, social media posts, and internal staff emails. In addition to contacting departments individually, citizens may also submit citizengrams with concerns, compliments, and complaints.

### Performance Measures

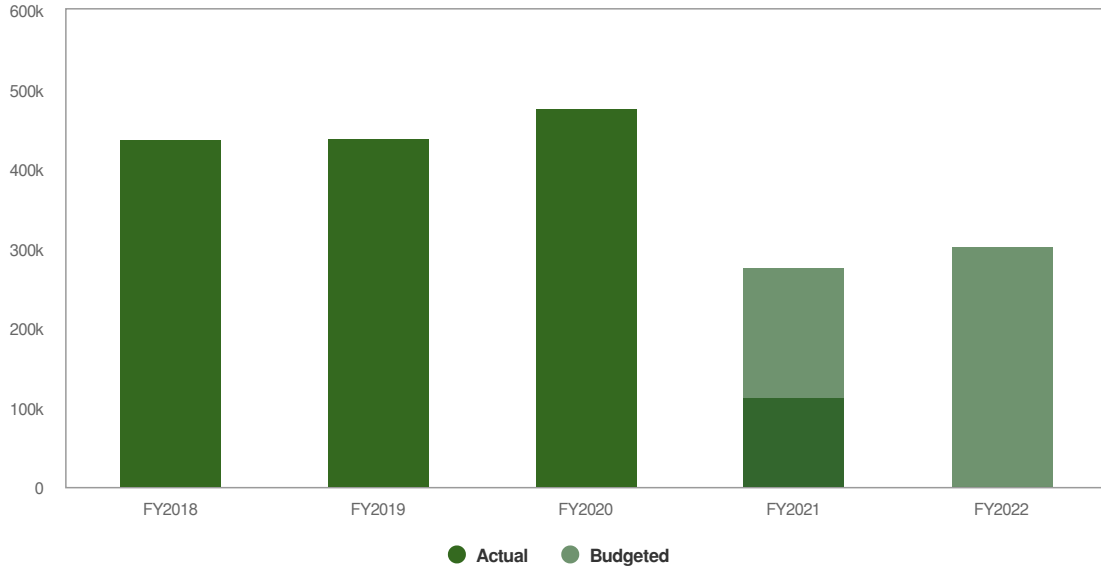
A department priority is providing updated and relevant content for The County Channel and Beaufort County website, in addition to providing the same exciting content via social media sites. The most recent video showcased how County employees came together during the last year to implement health and safety precautions while still conducting the business of Beaufort County.

## Expenditures Summary

**\$303,609**    **\$27,122**  
(9.81% vs. prior year)

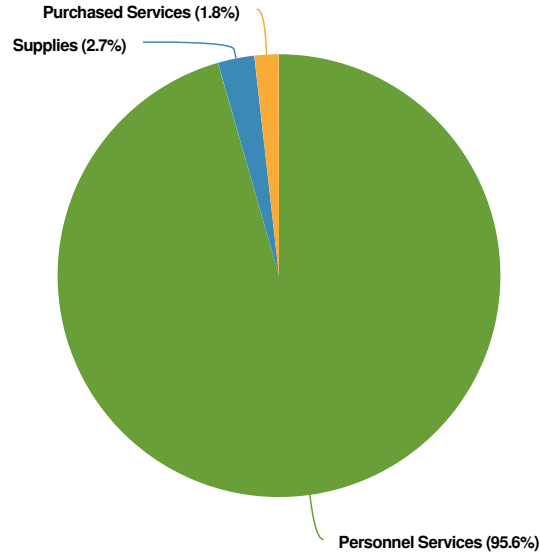


### Public Information Office (Communications) Proposed and Historical Budget vs. Actual

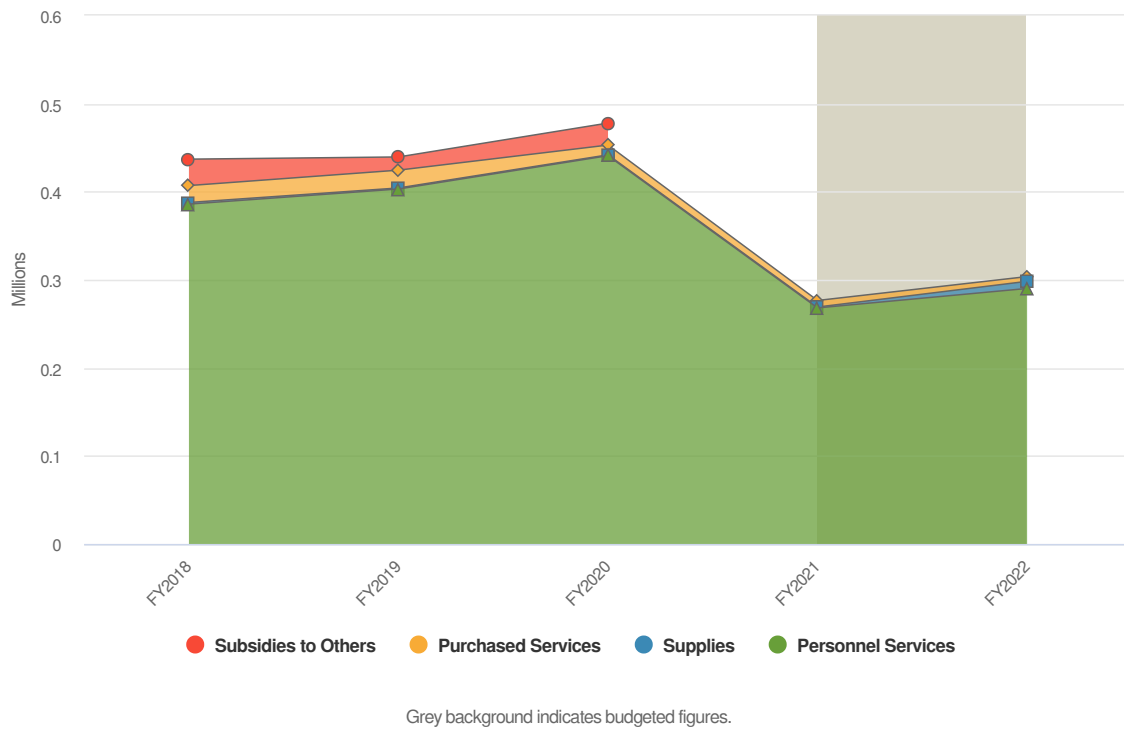


### Expenditures by Expense Type

#### Budgeted Expenditures by Expense Type



### Budgeted and Historical Expenditures by Expense Type



Name	Account ID	FY2019 Actuals	FY2020 Actuals	FY2021 Adopted	FY2022 Proposed	FY2021 Adopted vs. FY2022 Proposed (\$ Change)
<b>Expense Objects</b>						
<b>Personnel Services</b>						
<b>General Government</b>						
Salaries & Wages	10001101-50020	\$333,843	\$363,943	\$220,837	\$233,563	\$12,726
Employer FICA	10001101-50100	\$20,319	\$20,183	\$13,700	\$14,481	\$781
Employer Medicare	10001101-50110	\$4,752	\$5,204	\$3,000	\$3,387	\$387
Employer SC Retirement	10001101-50120	\$44,156	\$51,558	\$30,500	\$38,678	\$8,178
<b>Total General Government:</b>		<b>\$403,070</b>	<b>\$440,888</b>	<b>\$268,037</b>	<b>\$290,109</b>	<b>\$22,072</b>
<b>Total Personnel Services:</b>		<b>\$403,070</b>	<b>\$440,888</b>	<b>\$268,037</b>	<b>\$290,109</b>	<b>\$22,072</b>
<b>Purchased Services</b>						
<b>General Government</b>						
Advertising	10001101-51000	\$5,587	\$458	\$2,000	\$1,000	-\$1,000
Printing	10001101-51010	\$2,829	\$266	\$500	\$750	\$250



Name	Account ID	FY2019 Actuals	FY2020 Actuals	FY2021 Adopted	FY2022 Proposed	FY2021 Adopted vs. FY2022 Proposed (\$ Change)
Postage	10001101-51030	\$2	\$2	\$25	\$100	\$75
Telephone	10001101-51050			\$2,200		-\$2,200
Rental of Equipment	10001101-51140	\$77	\$462			\$0
Professional Services	10001101-51160	\$2,671	\$1,500			\$0
Vehicle Maintenance	10001101-51300	\$410	\$546	\$225	\$50	-\$175
Books & Subscriptions	10001101-51310	\$1,799	\$2,070	\$1,000	\$1,500	\$500
Education & Training	10001101-51320	\$6,846	\$5,016	\$1,500	\$2,000	\$500
Insurance, Vehicles	10001101-51500		\$788			\$0
<b>Total General Government:</b>		<b>\$20,221</b>	<b>\$11,108</b>	<b>\$7,450</b>	<b>\$5,400</b>	<b>-\$2,050</b>
<b>Total Purchased Services:</b>		<b>\$20,221</b>	<b>\$11,108</b>	<b>\$7,450</b>	<b>\$5,400</b>	<b>-\$2,050</b>
<b>Supplies</b>						
<b>General Government</b>						
Supplies & Materials	10001101-52010	\$766	\$734	\$500	\$3,000	\$2,500
Fuels & Lubricants	10001101-52500	\$189	\$67	\$250	\$600	\$350
Equipment, Non-Capital	10001101-52612	\$218	\$159	\$250	\$4,500	\$4,250
<b>Total General Government:</b>		<b>\$1,173</b>	<b>\$960</b>	<b>\$1,000</b>	<b>\$8,100</b>	<b>\$7,100</b>
<b>Total Supplies:</b>		<b>\$1,173</b>	<b>\$960</b>	<b>\$1,000</b>	<b>\$8,100</b>	<b>\$7,100</b>
<b>Subsidies to Others</b>						
<b>General Government</b>						
Direct Subsidies	10001101-55000	\$15,000	\$25,000			\$0
<b>Total General Government:</b>		<b>\$15,000</b>	<b>\$25,000</b>			<b>\$0</b>
<b>Total Subsidies to Others:</b>		<b>\$15,000</b>	<b>\$25,000</b>			<b>\$0</b>
<b>Total Expense Objects:</b>		<b>\$439,464</b>	<b>\$477,956</b>	<b>\$276,487</b>	<b>\$303,609</b>	<b>\$27,122</b>



# Public Works

## Mission Statement

Through our dedicated employees, Beaufort County Public Works provides essential infrastructure services to the citizens of the County in a prompt and cost-effective manner. The Public Works Department actively works to maintain and promote a quality of life through the advancement and maintenance of sustainable infrastructure and public works services in Beaufort County. As a department, we are dedicated to continually providing effective and courteous service to our citizens while ensuring a safe and collaborative work environment for all employees.

## Goals and Objectives

- Continued focus on County owned sidewalks, boat landings, and infrastructure maintenance and repairs;
- Clear direction on maintenance of County Legacy Roads and drainage easements to include ownership, frequency, and cost;
- Maintain progress towards APWA Accreditation;
- Update Disaster Recovery Ordinance and Disaster Recovery Plan; and
- Continue FEMA training for key characters involved in the activation of Public Works Coordination Center (PWCC).

## Department Description

The Beaufort County Public Works Department operationally runs the following divisions: Roads & Drainage (North & South of the Broad), Stormwater Utility, Grounds Maintenance, General Support, Traffic Operations, Fleet Management, and Disaster Recovery. The Public Works Department's span of duties includes but is not limited to the maintaining grounds for all County owned buildings and facilities, maintenance and repair of County roads and drainage systems, managing all fleet assets for County as well as County affiliates, monitoring and overseeing the Stormwater Utility program, coordinating and assisting with high dollar capital infrastructure projects, and assisting in providing first responder and disaster recovery services to the community during emergency events.

## Performance Measures

- Continue to provide routine maintenance on County assets and infrastructure;
- Have a Departmental presence at all 27 Disaster Recovery Function Meetings;
- Seamless transition from individual division budgets to a consolidated Department budget; and
- Continue to follow schedules for road maintenance throughout the County.

## Budget Highlights and Special Notes

FY21 Highlights:

- Creation of a new, real-time, budget monitoring process.
- Approximately \$85,000 spent on boat landing/sidewalk maintenance and repairs.

FY22 Highlights:

- Personnel numbers to remain stagnant for the coming fiscal year.
- Continued support of the County-wide effort to complete the reclassification and compensation study.

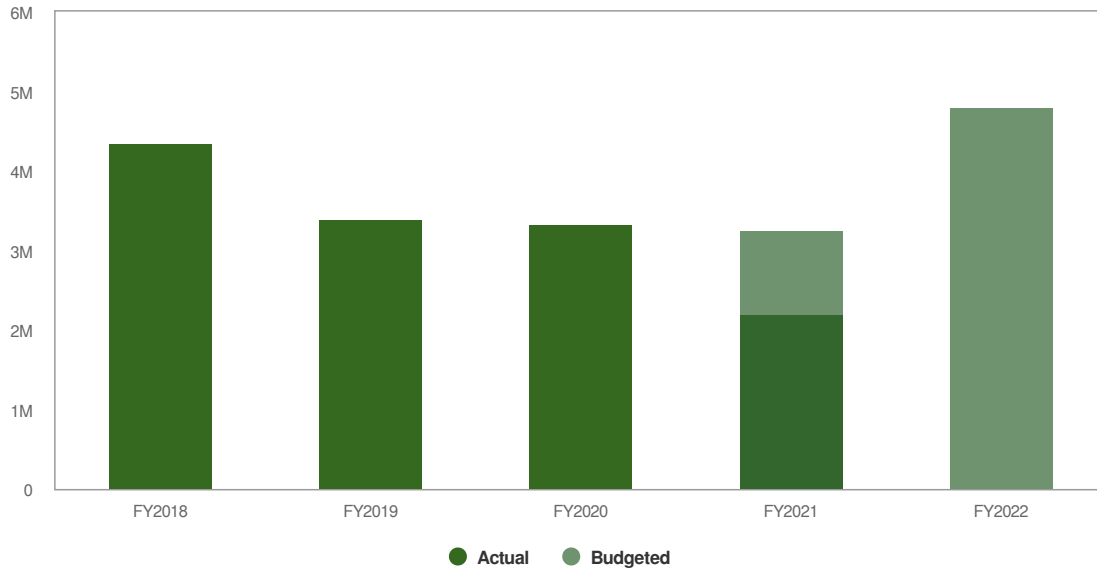
## Expenditures Summary

**\$4,808,699** **\$1,544,306**  
(47.31% vs. prior year)



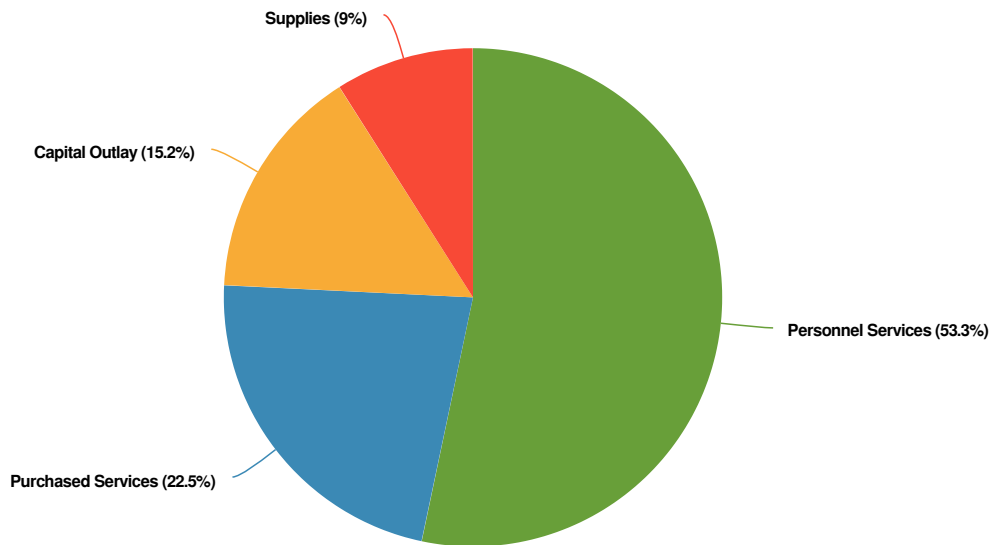


### Public Works Proposed and Historical Budget vs. Actual

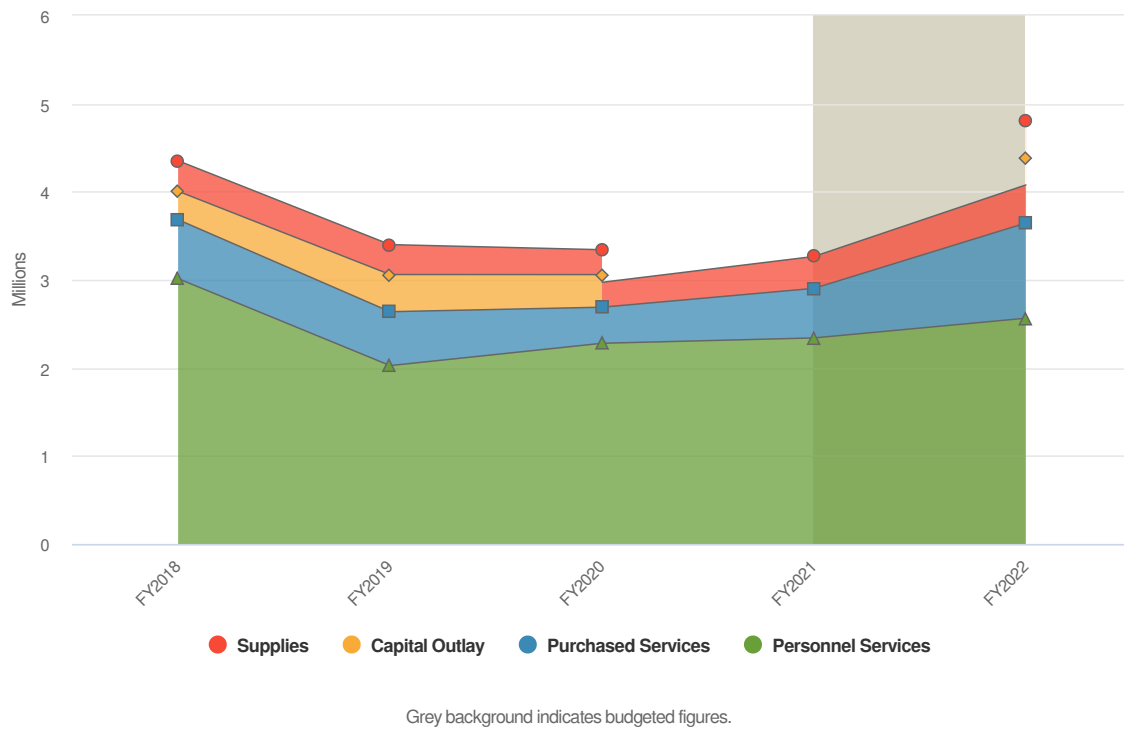


### Expenditures by Expense Type

#### Budgeted Expenditures by Expense Type



### Budgeted and Historical Expenditures by Expense Type



Name	Account ID	FY2019 Actuals	FY2020 Actuals	FY2021 Adopted	FY2022 Proposed	FY2021 Adopted vs. FY2022 Proposed (\$ Change)
<b>Expense Objects</b>						
<b>Personnel Services</b>						
<b>Public Works</b>						
Salaries & Wages	10001301-50020	\$1,653,072	\$1,850,996	\$1,892,500	\$2,045,100	\$152,600
Overtime	10001301-50060	\$10,577	\$7,414	\$16,615	\$18,000	\$1,385
Employer FICA	10001301-50100	\$98,684	\$110,633	\$125,879	\$127,912	\$2,033
Employer Medicare	10001301-50110	\$23,079	\$25,874	\$29,439	\$29,915	\$476
Employer SC Retirement	10001301-50120	\$239,909	\$283,709	\$275,016	\$342,457	\$67,441
<b>Total Public Works:</b>		<b>\$2,025,322</b>	<b>\$2,278,626</b>	<b>\$2,339,449</b>	<b>\$2,563,384</b>	<b>\$223,935</b>
<b>Total Personnel Services:</b>		<b>\$2,025,322</b>	<b>\$2,278,626</b>	<b>\$2,339,449</b>	<b>\$2,563,384</b>	<b>\$223,935</b>
<b>Purchased Services</b>						
<b>Public Works</b>						
Advertising	10001301-51000	\$325				\$0
Printing	10001301-51010	\$243	\$271	\$320	\$320	\$0



Name	Account ID	FY2019 Actuals	FY2020 Actuals	FY2021 Adopted	FY2022 Proposed	FY2021 Adopted vs. FY2022 Proposed (\$ Change)
Postage	10001301-51030	\$10	\$57	\$500	\$500	\$0
Telephone	10001301-51050			\$12,800		-\$12,800
Maintenance Contracts	10001301-51110				\$602,400	\$602,400
Equipment Maintenance	10001301-51120	\$4,770	\$8,568	\$11,500	\$11,500	\$0
Facilities Maintenance	10001301-51130	\$72,542	\$55,156	\$119,966		-\$119,966
Rental of Equipment	10001301-51140	\$9,045	\$8,622	\$14,300	\$14,300	\$0
Professional Services	10001301-51160	\$133,860	\$6,274	\$26,000	\$26,000	\$0
Non-Professional Services	10001301-51170	\$56,429	\$33,279	\$79,625	\$401,160	\$321,535
Vehicle Maintenance	10001301-51300	\$318,362	\$251,020	\$275,250	\$2,750	-\$272,500
Books & Subscriptions	10001301-51310	\$3,240	\$2,170	\$5,000	\$4,600	-\$400
Education & Training	10001301-51320	\$12,955	\$6,336	\$17,500	\$17,500	\$0
Insurance, Vehicles	10001301-51500		\$37,979			\$0
<b>Total Public Works:</b>		<b>\$611,781</b>	<b>\$409,731</b>	<b>\$562,761</b>	<b>\$1,081,030</b>	<b>\$518,269</b>
<b>Total Purchased Services:</b>		<b>\$611,781</b>	<b>\$409,731</b>	<b>\$562,761</b>	<b>\$1,081,030</b>	<b>\$518,269</b>
<b>Supplies</b>						
<b>Public Works</b>						
Supplies & Materials	10001301-52010	\$127,123	\$102,063	\$126,080	\$191,225	\$65,145
Uniforms	10001301-52050	\$28,888	\$31,070	\$37,978	\$42,915	\$4,937
Fuels & Lubricants	10001301-52500	\$157,240	\$138,509	\$173,000	\$173,000	\$0
Equipment, Non-Capital	10001301-52612	\$26,362	\$11,012	\$25,125	\$25,325	\$200
<b>Total Public Works:</b>		<b>\$339,614</b>	<b>\$282,654</b>	<b>\$362,183</b>	<b>\$432,465</b>	<b>\$70,282</b>
<b>Total Supplies:</b>		<b>\$339,614</b>	<b>\$282,654</b>	<b>\$362,183</b>	<b>\$432,465</b>	<b>\$70,282</b>
<b>Capital Outlay</b>						
<b>Public Works</b>						
Vehicles	10001301-54000	\$151,802	\$181,549		\$731,820	\$731,820
Equipment, Capital	10001301-54200	\$270,584	\$188,698			\$0
<b>Total Public Works:</b>		<b>\$422,385</b>	<b>\$370,247</b>		<b>\$731,820</b>	<b>\$731,820</b>



Name	Account ID	FY2019 Actuals	FY2020 Actuals	FY2021 Adopted	FY2022 Proposed	FY2021 Adopted vs. FY2022 Proposed (\$ Change)
<b>Total Capital Outlay:</b>		\$422,385	\$370,247		\$731,820	\$731,820
<b>Total Expense Objects:</b>		\$3,399,102	\$3,341,258	\$3,264,393	\$4,808,699	\$1,544,306



# Purchasing Department

## Mission Statement

The mission of the Purchasing Department is to maximize the value of public funds in procurement, by contracting and management of efficient services, capital equipment, and material investments, while providing a quality procurement system that upholds tenets of integrity, responsiveness, and fairness to both internal and external customers.

## Goals and Objectives

- Improve the Purchase Order Reconciling process to include receiving, asset management, and reporting capability by Departments; and
- Update the Purchasing Card (P-Card) policy and processes to increase the use by employees for small purchases under \$5,000 to include services. The goal is to increase our Bank of America Rebate by ten percent (10%).

## Department Description

The Purchasing Department serves as Beaufort County's central procurement office responsible for all procurement activities, which includes solicitations for construction and the procurement of goods and services. The Department is responsible for managing annual contracts, providing coordination for all solicitation activities, managing the electronic purchase order system, administering the County's P-Card program, and managing the sale of surplus property through GovWorld internet auction provider. The Department also provides procurement guidance and consultation to all Beaufort County departments and agencies. This includes the Airports, Fire Districts, Sheriff's Office, Auditor's Office, and Treasurer. We currently have two (2) employees in the Department Director and Contract Specialist. We are requesting a Buyer/Office Manager for FY22.

## Performance Measures

- Manage the estimated 30+ contract renewals on time for the new fiscal year including committee and council approval no later than June 30, 2021 with no late extension requests;
- Provide support to all Departments concerning the 1,500+ purchase orders resulting in providing quality services and equipment at the lowest cost to the County. This includes no protest from vendors for the upcoming year. Increase local vendor spend by ten percent (10%) for the new fiscal year;
- Increase the local pre-qualified vendor list by ten percent (10%). This includes the local Architect & Engineering list and prequalification list for skilled professions for projects under \$50,000; and
- Increase annual auction sales by ten percent (10%) for the new fiscal year.

## Budget Highlights and Special Notes

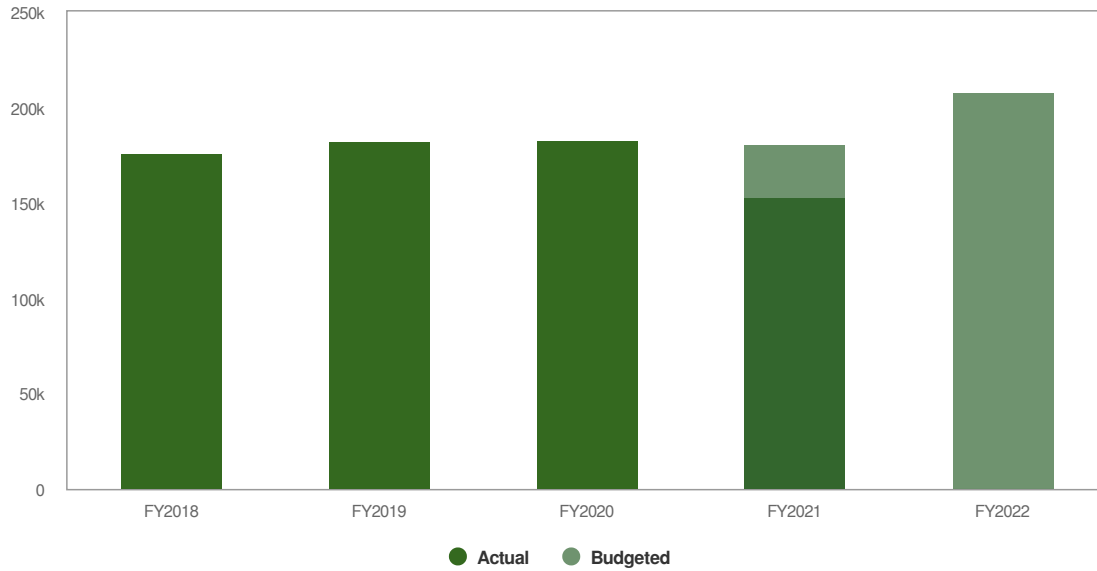
As funds become available, reorganizing the Purchasing Department in order to provide improved services to the Departments, Vendors, and the Public is a priority. This may even require a name change of the Department to Procurement Services and hiring a Deputy Director and Buyer. The new positions will help to support over forty-six (46) departments and organizations.

## Expenditures Summary

**\$208,686**    **\$27,771**  
(15.35% vs. prior year)

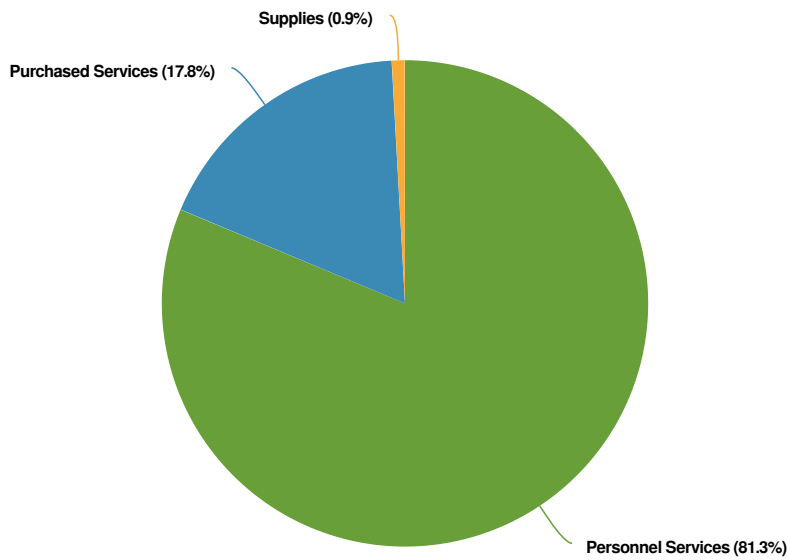


### Purchasing Department Proposed and Historical Budget vs. Actual

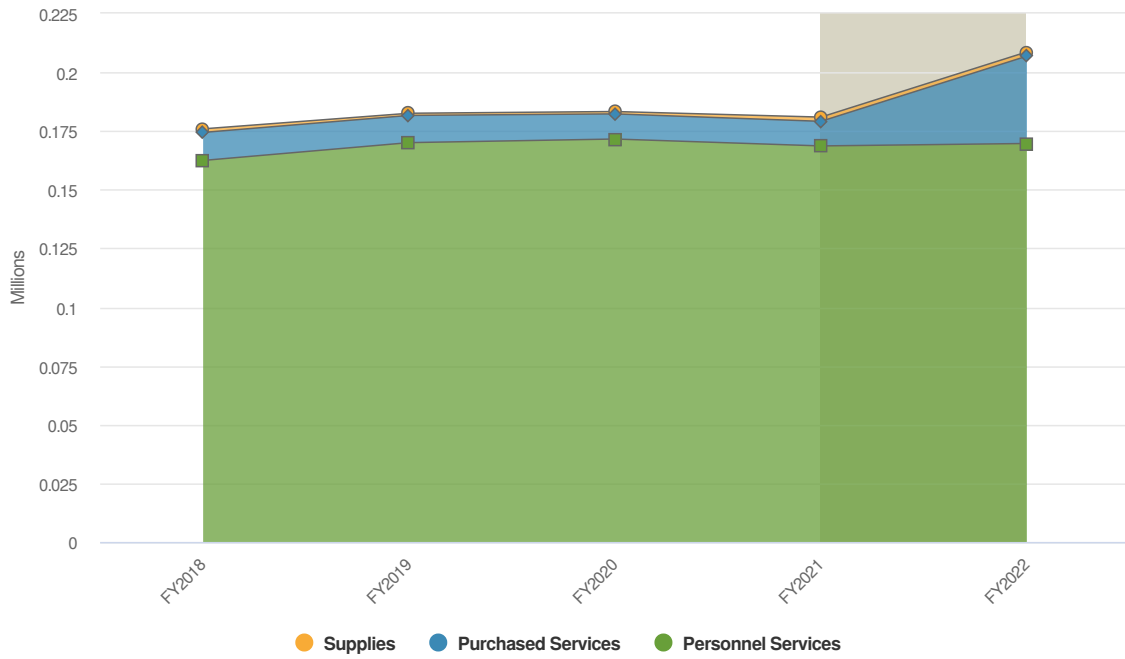


### Expenditures by Expense Type

#### Budgeted Expenditures by Expense Type



### Budgeted and Historical Expenditures by Expense Type



Grey background indicates budgeted figures.

Name	Account ID	FY2019 Actuals	FY2020 Actuals	FY2021 Adopted	FY2022 Proposed	FY2021 Adopted vs. FY2022 Proposed (\$ Change)
<b>Expense Objects</b>						
<b>Personnel Services</b>						
<b>General Government</b>						
Salaries & Wages	10001116-50020	\$139,302	\$139,872	\$138,966	\$136,573	-\$2,393
Overtime	10001116-50060	\$89				\$0
Employer FICA	10001116-50100	\$8,349	\$8,356	\$8,616	\$8,479	-\$137
Employer Medicare	10001116-50110	\$1,953	\$1,954	\$2,016	\$1,983	-\$33
Employer SC Retirement	10001116-50120	\$20,350	\$21,399	\$19,042	\$22,646	\$3,604
<b>Total General Government:</b>		<b>\$170,042</b>	<b>\$171,582</b>	<b>\$168,640</b>	<b>\$169,681</b>	<b>\$1,041</b>
<b>Total Personnel Services:</b>		<b>\$170,042</b>	<b>\$171,582</b>	<b>\$168,640</b>	<b>\$169,681</b>	<b>\$1,041</b>
<b>Purchased Services</b>						
<b>General Government</b>						
Advertising	10001116-51000	\$4,170	\$2,780	\$2,850	\$2,850	\$0



Name	Account ID	FY2019 Actuals	FY2020 Actuals	FY2021 Adopted	FY2022 Proposed	FY2021 Adopted vs. FY2022 Proposed (\$ Change)
Printing	10001116-51010	\$744		\$1,500	\$1,500	\$0
Postage	10001116-51030	\$2	\$46	\$800	\$800	\$0
Telephone	10001116-51050			\$850		-\$850
Maintenance Contracts	10001116-51110				\$25,755	\$25,755
Equipment Maintenance	10001116-51120			\$100	\$100	\$0
Professional Services	10001116-51160	\$2,600	\$2,675	\$500	\$3,000	\$2,500
Vehicle Maintenance	10001116-51300	\$441	\$259	\$700		-\$700
Books & Subscriptions	10001116-51310	\$419	\$669	\$700	\$700	\$0
Education & Training	10001116-51320	\$3,212	\$3,488	\$2,475	\$2,500	\$25
Insurance, Vehicles	10001116-51500		\$782			\$0
<b>Total General Government:</b>		<b>\$11,589</b>	<b>\$10,699</b>	<b>\$10,475</b>	<b>\$37,205</b>	<b>\$26,730</b>
<b>Total Purchased Services:</b>		<b>\$11,589</b>	<b>\$10,699</b>	<b>\$10,475</b>	<b>\$37,205</b>	<b>\$26,730</b>
<b>Supplies</b>						
<b>General Government</b>						
Supplies & Materials	10001116-52010	\$776	\$913	\$800	\$800	\$0
Fuels & Lubricants	10001116-52500	\$149	\$71	\$1,000	\$1,000	\$0
Equipment, Non-Capital	10001116-52612		\$26			\$0
<b>Total General Government:</b>		<b>\$925</b>	<b>\$1,010</b>	<b>\$1,800</b>	<b>\$1,800</b>	<b>\$0</b>
<b>Total Supplies:</b>		<b>\$925</b>	<b>\$1,010</b>	<b>\$1,800</b>	<b>\$1,800</b>	<b>\$0</b>
<b>Total Expense Objects:</b>		<b>\$182,556</b>	<b>\$183,291</b>	<b>\$180,915</b>	<b>\$208,686</b>	<b>\$27,771</b>





## Records Management

### Mission Statement

The Records Management Department provides good stewardship and professional assistance to both citizens and other county departments regarding the management and storage of County records by utilizing technology to ensure excellent customer service, compliance with legal retention standards and the Freedom of Information Act, and by handling all courier services related to interdepartmental mail, postal mail and branch libraries.

### Goals and Objectives

To operate in a manner that increases the number of records scanned, indexed, and microfilmed, maximizing available facility space through the purging of physical records and by making more records available digitally via both internal and external sites. The integration of Archive Social, to create a more efficient and effective Freedom of Information Act process. To have the ability to capture content on the various social media platforms in compliance with legal retention standards and the Freedom of Information Act.

### Department Description

Records Management has nine (9) full-time staff members, including its Director. It is the central scanning, microfilming and storage facility for inactive county records. In addition to capturing permanent records digitally and on microfilm, it is responsible for receiving and processing all Freedom of Information Act (FOIA) requests and also handling all incoming and outgoing postal mail, plus interdepartmental mail. Records Management serves not only other county departments, but all the citizens of Beaufort County through its wide-ranging mission.

### Performance measures

In FY2021, Records Management scanned over 1.4 million images and microfilmed over 1.1 million images. In calendar year 2021, the department received and processed 1,294 FOIA requests and metered 233,260 pieces of outgoing mail. Job requests completed for departments totaled 15,955.

### Budget highlights and special notes

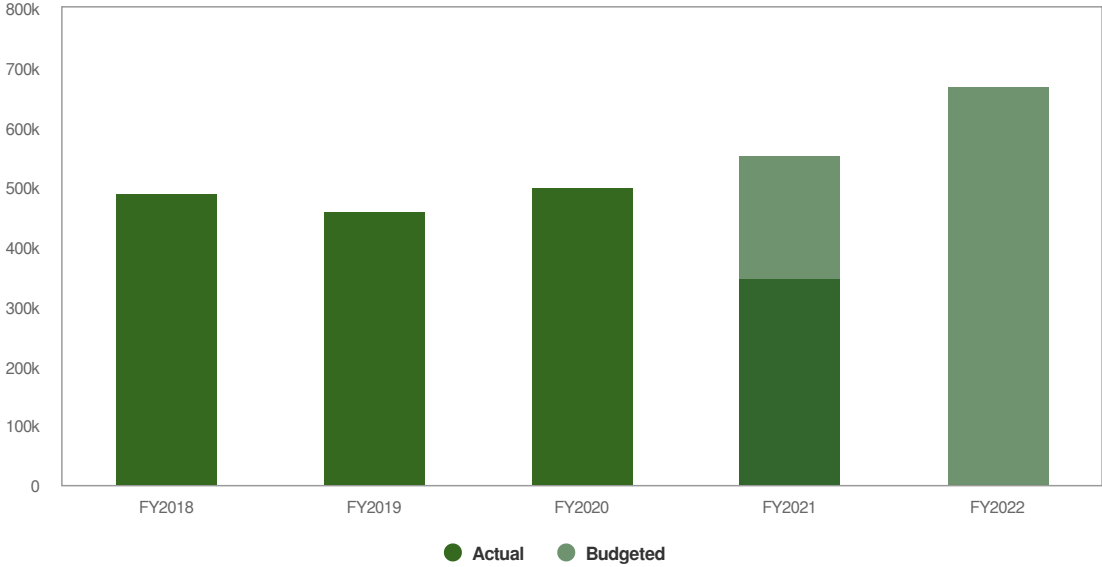
Provided that current budgetary and staffing levels remain consistent, Records Management will continue to efficiently preserve permanent county records for historical archiving and also increase their availability via digital outlets.

## Expenditures Summary

**\$669,218** **\$114,723**  
(20.69% vs. prior year)

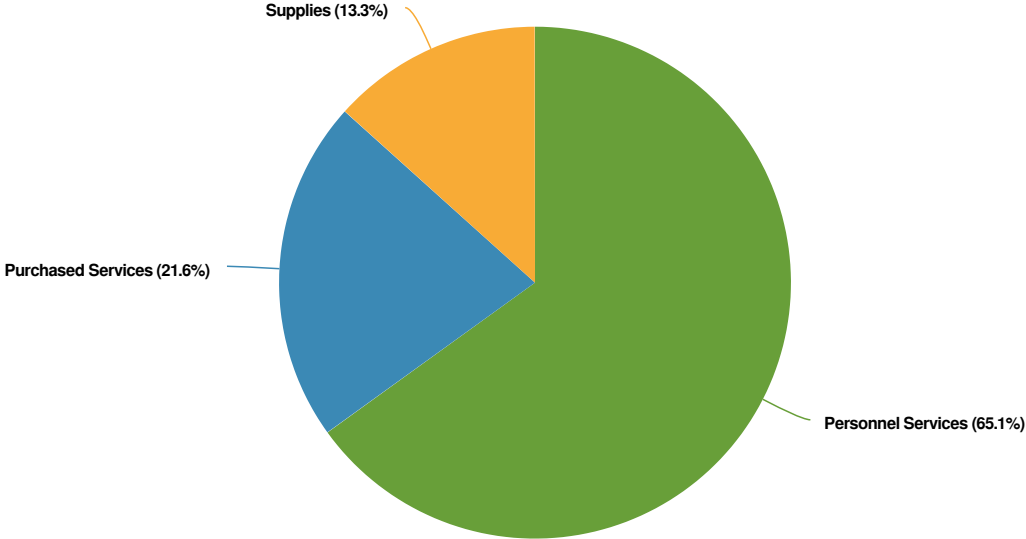


**Records Management Proposed and Historical Budget vs. Actual**

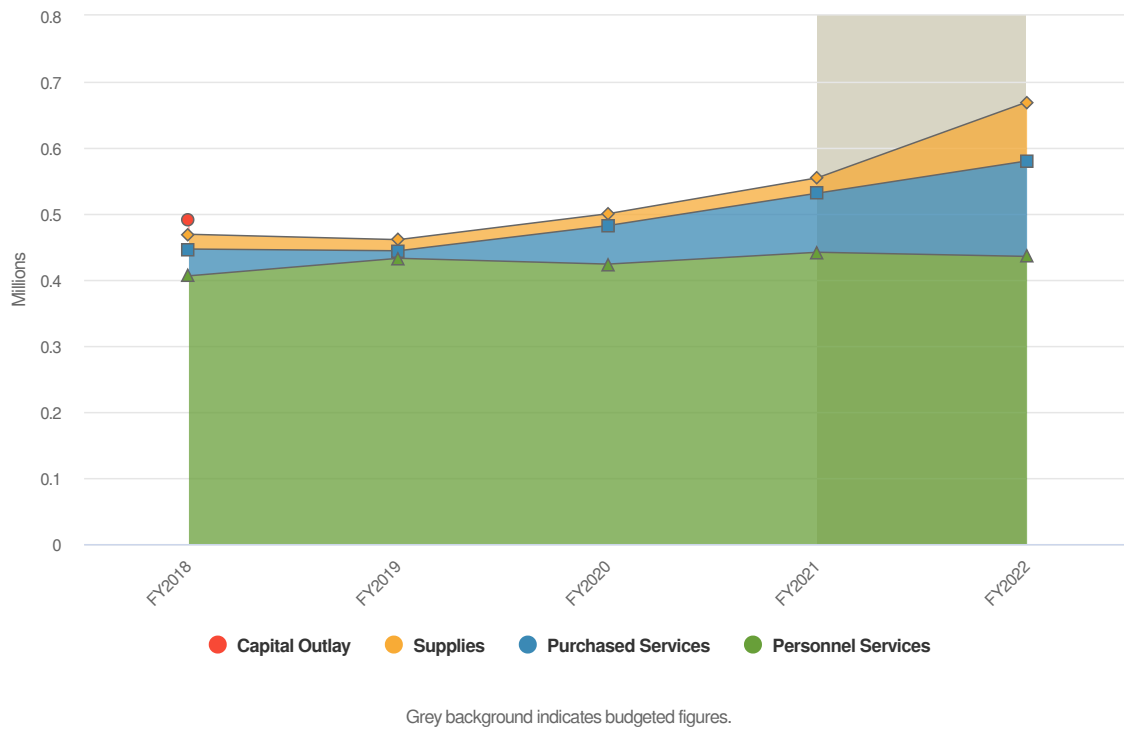


**Expenditures by Expense Type**

**Budgeted Expenditures by Expense Type**



### Budgeted and Historical Expenditures by Expense Type



Name	Account ID	FY2019 Actuals	FY2020 Actuals	FY2021 Adopted	FY2022 Proposed	FY2021 Adopted vs. FY2022 Proposed (\$ Change)
<b>Expense Objects</b>						
<b>Personnel Services</b>						
<b>General Government</b>						
Salaries & Wages	10001154-50020	\$354,834	\$345,444	\$363,893	\$350,538	-\$13,355
Employer FICA	10001154-50100	\$21,523	\$21,049	\$22,561	\$21,733	-\$828
Employer Medicare	10001154-50110	\$5,034	\$4,922	\$5,277	\$5,083	-\$194
Employer SC Retirement	10001154-50120	\$51,170	\$52,352	\$49,974	\$58,049	\$8,075
<b>Total General Government:</b>		<b>\$432,561</b>	<b>\$423,767</b>	<b>\$441,705</b>	<b>\$435,403</b>	<b>-\$6,302</b>
<b>Total Personnel Services:</b>		<b>\$432,561</b>	<b>\$423,767</b>	<b>\$441,705</b>	<b>\$435,403</b>	<b>-\$6,302</b>
<b>Purchased Services</b>						
<b>General Government</b>						
Postage	10001154-51030	-\$9,496	\$33,077	\$50,000	\$50,000	\$0
Telephone	10001154-51050			\$1,800		-\$1,800



Name	Account ID	FY2019 Actuals	FY2020 Actuals	FY2021 Adopted	FY2022 Proposed	FY2021 Adopted vs. FY2022 Proposed (\$ Change)
Maintenance Contracts	10001154-51110				\$55,000	\$55,000
Equipment Maintenance	10001154-51120	\$77	\$250	\$1,500	\$1,500	\$0
Rental of Equipment	10001154-51140	\$16,137	\$18,253	\$21,700	\$25,000	\$3,300
Professional Services	10001154-51160	\$2,114	\$1,360	\$8,500	\$8,500	\$0
Vehicle Maintenance	10001154-51300	\$1,436	\$1,993	\$3,000		-\$3,000
Books & Subscriptions	10001154-51310	\$483	\$301	\$500	\$625	\$125
Education & Training	10001154-51320	\$656	\$659	\$2,500	\$4,000	\$1,500
Insurance, Vehicles	10001154-51500		\$2,453			\$0
<b>Total General Government:</b>		<b>\$11,407</b>	<b>\$58,346</b>	<b>\$89,500</b>	<b>\$144,625</b>	<b>\$55,125</b>
<b>Total Purchased Services:</b>		<b>\$11,407</b>	<b>\$58,346</b>	<b>\$89,500</b>	<b>\$144,625</b>	<b>\$55,125</b>
<b>Supplies</b>						
<b>General Government</b>						
Supplies & Materials	10001154-52010	\$10,103	\$13,163	\$15,500	\$15,500	\$0
Uniforms	10001154-52050			\$290	\$290	\$0
Fuels & Lubricants	10001154-52500	\$3,851	\$3,233	\$6,500	\$6,500	\$0
Equipment, Non-Capital	10001154-52612	\$2,896	\$1,556	\$1,000	\$66,900	\$65,900
<b>Total General Government:</b>		<b>\$16,850</b>	<b>\$17,952</b>	<b>\$23,290</b>	<b>\$89,190</b>	<b>\$65,900</b>
<b>Total Supplies:</b>		<b>\$16,850</b>	<b>\$17,952</b>	<b>\$23,290</b>	<b>\$89,190</b>	<b>\$65,900</b>
<b>Total Expense Objects:</b>		<b>\$460,817</b>	<b>\$500,065</b>	<b>\$554,495</b>	<b>\$669,218</b>	<b>\$114,723</b>



# Register of Deeds

## Mission Statement

To accurately record documents that maintain the integrity of the records of Beaufort County, securely collect the proper fees, and provide an effective means for the public to access those records.

## Goals and Objectives

- To continue increasing the percentage of e-recordings; and
- To provide better service to our citizens in the southern part of the county, through a satellite office or strategically placed recording kiosks.

## Department Description

The department employs nine (9) staff members who record, index and image real estate related documents pertaining to Beaufort County property. Those documents include Deeds, Mortgages, Plats, Mechanics Liens, Tax Liens, Financing Statements (UCCs), and directly related documents which establish ownership and/or interest in real property. In addition, the office also files Powers of Attorney, Trusts, Death Certificates, Military Discharges (DD-214) & Notices of Formation or Dissolution of Partnerships. This department is the first step in the county's real property taxation process.

## Performance measures

- Total revenue estimated to be collected in FY21 is \$8.8 million;
- Documents recorded: average around 70,000+ per year; and
- Feedback from citizens & customers helps us measure our customer service performance and our own errors are monitored through quality control measures.

## Budget highlights and special notes

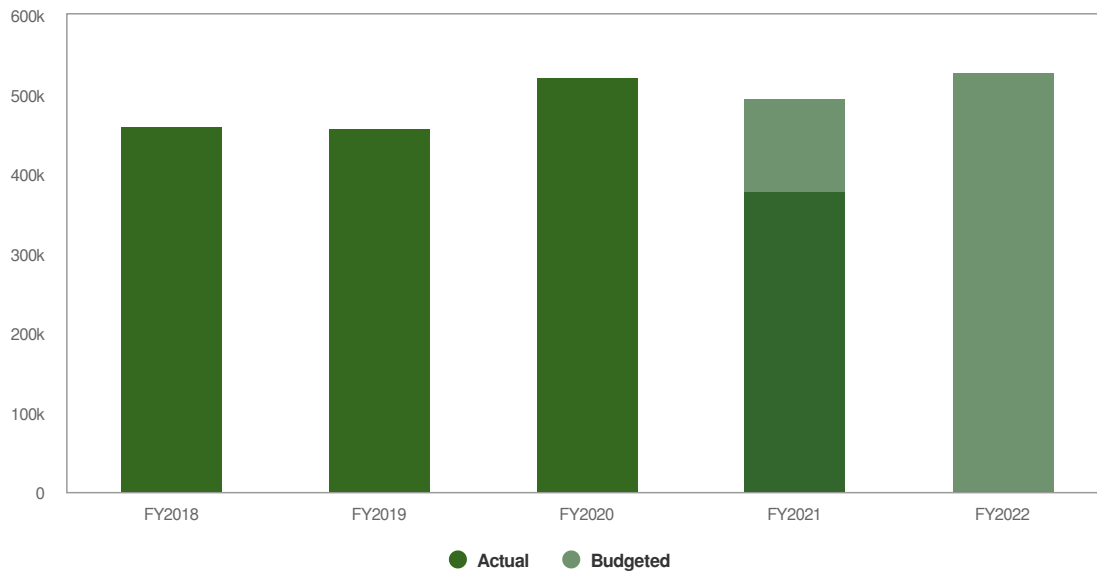
March 2021 was the single highest revenue month to date at \$845,159. The Register of Deeds office also receives many accolades throughout the year for our excellence in customer service. In 2019, Dale Butts was awarded the Register of Deeds of the Year Award for the State of South Carolina.

## Expenditures Summary

**\$528,477** **\$32,118**  
(6.47% vs. prior year)

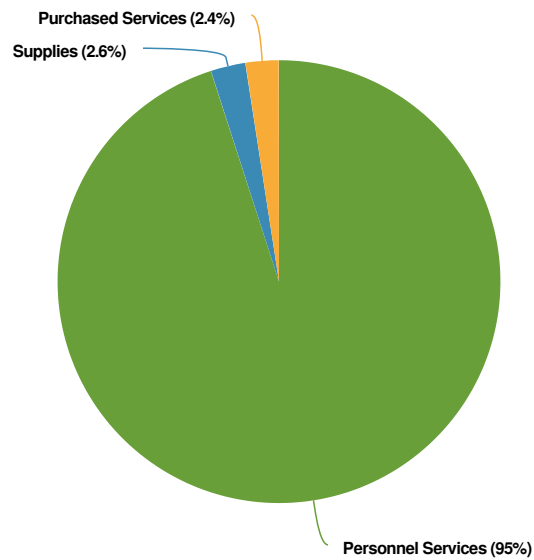


### Register of Deeds Proposed and Historical Budget vs. Actual

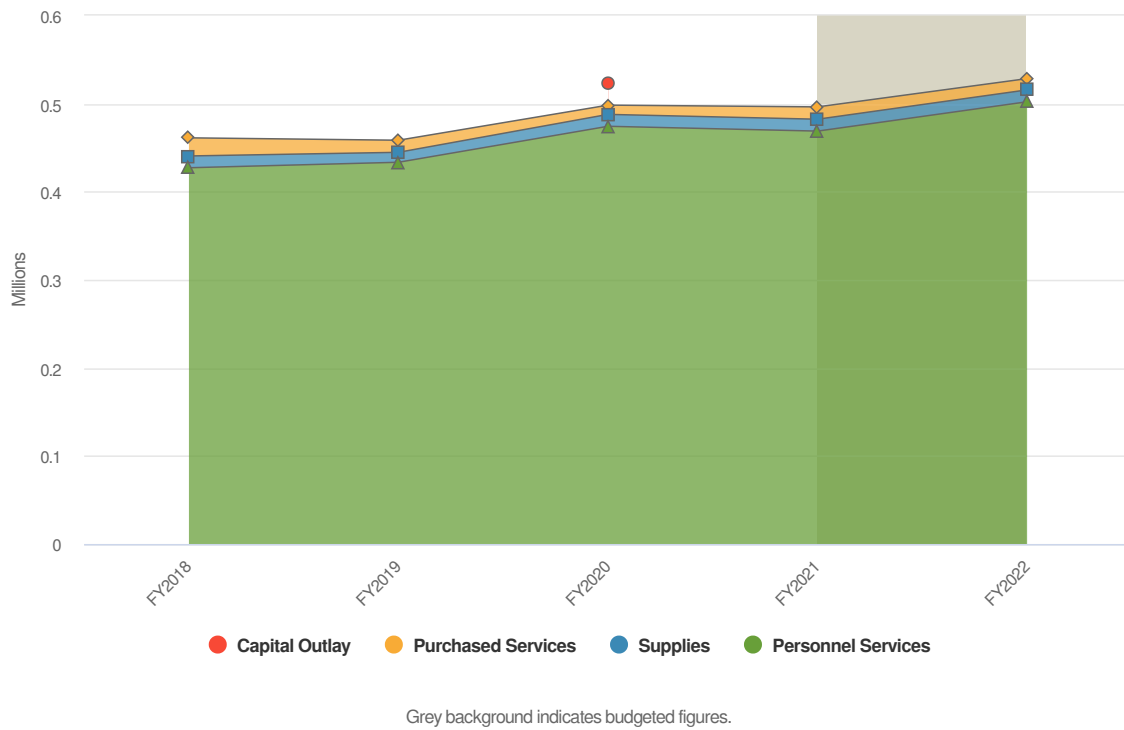


### Expenditures by Expense Type

#### Budgeted Expenditures by Expense Type



### Budgeted and Historical Expenditures by Expense Type



Name	Account ID	FY2019 Actuals	FY2020 Actuals	FY2021 Adopted	FY2022 Proposed	FY2021 Adopted vs. FY2022 Proposed (\$ Change)
<b>Expense Objects</b>						
<b>Personnel Services</b>						
<b>General Government</b>						
Salaries & Wages	10001122-50020	\$344,174	\$377,784	\$385,339	\$397,295	\$11,956
Overtime	10001122-50060	\$12,440	\$10,105	\$0	\$7,000	\$7,000
Employer FICA	10001122-50100	\$20,764	\$22,528	\$24,202	\$25,066	\$864
Employer Medicare	10001122-50110	\$4,856	\$5,268	\$5,661	\$5,862	\$201
Employer SC Retirement	10001122-50120	\$51,235	\$58,640	\$53,655	\$66,951	\$13,296
<b>Total General Government:</b>		<b>\$433,469</b>	<b>\$474,326</b>	<b>\$468,857</b>	<b>\$502,174</b>	<b>\$33,317</b>
<b>Total Personnel Services:</b>		<b>\$433,469</b>	<b>\$474,326</b>	<b>\$468,857</b>	<b>\$502,174</b>	<b>\$33,317</b>
<b>Purchased Services</b>						
<b>General Government</b>						
Printing	10001122-51010	\$956	\$911	\$1,200	\$1,200	\$0



Name	Account ID	FY2019 Actuals	FY2020 Actuals	FY2021 Adopted	FY2022 Proposed	FY2021 Adopted vs. FY2022 Proposed (\$ Change)
Postage	10001122-51030	\$1,088	\$1,884	\$1,700	\$1,700	\$0
Telephone	10001122-51050			\$1,200		-\$1,200
Equipment Maintenance	10001122-51120	\$3,018	\$513	\$2,000	\$2,000	\$0
Rental of Equipment	10001122-51140	\$1,942	\$1,954	\$2,000	\$2,000	\$0
Books & Subscriptions	10001122-51310	\$555	\$655	\$740	\$740	\$0
Education & Training	10001122-51320	\$6,174	\$4,586	\$4,813	\$4,813	\$1
Bonding	10001122-51530			\$350	\$350	\$0
<b>Total General Government:</b>		<b>\$13,733</b>	<b>\$10,503</b>	<b>\$14,003</b>	<b>\$12,803</b>	<b>-\$1,199</b>
<b>Total Purchased Services:</b>		<b>\$13,733</b>	<b>\$10,503</b>	<b>\$14,003</b>	<b>\$12,803</b>	<b>-\$1,199</b>
<b>Supplies</b>						
<b>General Government</b>						
Supplies & Materials	10001122-52010	\$10,151	\$10,755	\$11,500	\$11,500	\$0
Equipment, Non-Capital	10001122-52612	\$1,148	\$2,764	\$2,000	\$2,000	\$0
<b>Total General Government:</b>		<b>\$11,298</b>	<b>\$13,520</b>	<b>\$13,500</b>	<b>\$13,500</b>	<b>\$0</b>
<b>Total Supplies:</b>		<b>\$11,298</b>	<b>\$13,520</b>	<b>\$13,500</b>	<b>\$13,500</b>	<b>\$0</b>
<b>Capital Outlay</b>						
<b>General Government</b>						
Equipment, Capital	10001122-54200		\$25,016			\$0
<b>Total General Government:</b>			<b>\$25,016</b>			<b>\$0</b>
<b>Total Capital Outlay:</b>			<b>\$25,016</b>			<b>\$0</b>
<b>Total Expense Objects:</b>		<b>\$458,500</b>	<b>\$523,364</b>	<b>\$496,360</b>	<b>\$528,477</b>	<b>\$32,118</b>





## Risk Management

### Mission Statement

The goal and function of the County's Risk Management & Safety Program is to apply generally accepted risk management principles, in partnership with all departments within the County to protect the health, safety, and welfare of the County's employees and its citizens it serves, its property, assets, and other resources.

### Goals and Objectives

- Finishing and implementing the new Fleet Safety Policy;
- Getting the Department of Special Needs (DSN) set up with GPS/Camera Safety Devices for their fleet; and
- Helping two (2) or more key employees get their Advanced Safety Certification.

### Department Description

The Risk Management Department has three (3) full time employees. Our main task is managing and administering of all the insurance and claims for the County other than employee benefits. Risk Management also coordinates all safety & defensive driving training for the County. Our department works closely with all County departments to correct hazards and or human behavior in the workplace and any potential hazards to the public as well.

### Performance measures

- The number of annual recordable worker's compensation claims;
- The number of preventable auto accidents by department; and
- Workers compensation claim payouts by department.

### Budget highlights and special notes

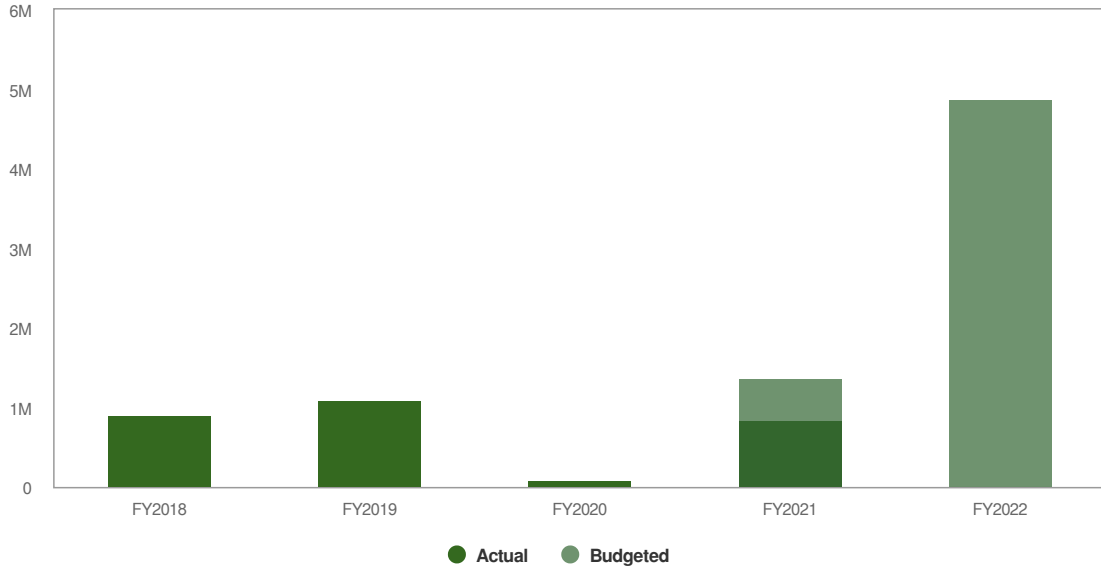
The overall intent for our budget is to be able to adequately train employees and to be able to effectively manage our training, insurance program, claims and exposures. The key components to that are getting a full Risk Management System (RMIS) and a full Learning Management System (LMS).

## Expenditures Summary

**\$4,885,446**    **\$3,506,550**  
(254.3% vs. prior year)

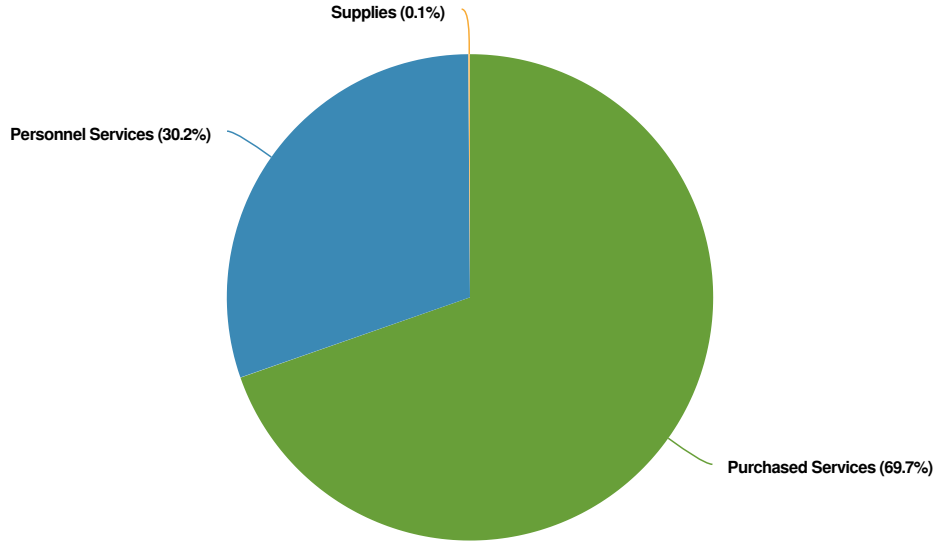


### Risk Management Proposed and Historical Budget vs. Actual

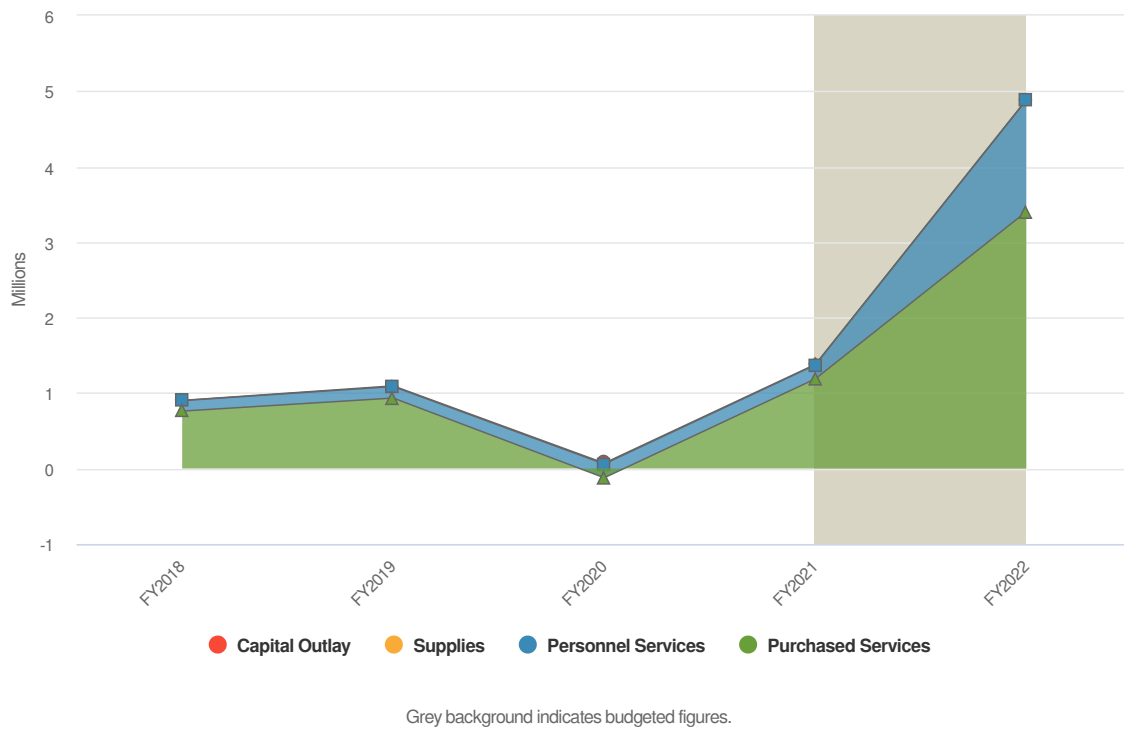


### Expenditures by Expense Type

#### Budgeted Expenditures by Expense Type



### Budgeted and Historical Expenditures by Expense Type



Name	Account ID	FY2019 Actuals	FY2020 Actuals	FY2021 Adopted	FY2022 Proposed	FY2021 Adopted vs. FY2022 Proposed (\$ Change)
<b>Expense Objects</b>						
<b>Personnel Services</b>						
<b>General Government</b>						
Salaries & Wages	10001115-50020	\$124,730	\$148,618	\$150,449	\$158,905	\$8,456
Overtime	10001115-50060	\$40				\$0
Employer FICA	10001115-50100	\$7,586	\$9,057	\$9,854	\$9,852	-\$2
Employer Medicare	10001115-50110	\$1,774	\$2,118	\$2,303	\$2,304	\$1
Employer SC Retirement	10001115-50120	\$18,220	\$22,890	\$21,839	\$26,315	\$4,476
Insurance, Bonding & Other Liability	10001115-50130				\$1,279,964	\$1,279,964
<b>Total General Government:</b>		<b>\$152,350</b>	<b>\$182,683</b>	<b>\$184,445</b>	<b>\$1,477,340</b>	<b>\$1,292,895</b>
<b>Total Personnel Services:</b>		<b>\$152,350</b>	<b>\$182,683</b>	<b>\$184,445</b>	<b>\$1,477,340</b>	<b>\$1,292,895</b>
<b>Purchased Services</b>						
<b>General Government</b>						



Name	Account ID	FY2019 Actuals	FY2020 Actuals	FY2021 Adopted	FY2022 Proposed	FY2021 Adopted vs. FY2022 Proposed (\$ Change)
Printing	10001115-51010			\$182	\$50	-\$132
Postage	10001115-51030	\$69	\$97	\$250	\$250	\$0
Telephone	10001115-51050			\$1,083		-\$1,083
Professional Services	10001115-51160	\$4,025	\$16,776	\$23,473		-\$23,473
Vehicle Maintenance	10001115-51300	\$1,025	\$759	\$1,500		-\$1,500
Books & Subscriptions	10001115-51310	\$1,375	\$3,218	\$1,000	\$2,355	\$1,355
Education & Training	10001115-51320	\$6,248	\$14,833	\$10,493	\$10,495	\$3
Insurance, Vehicles	10001115-51500	\$454,959	\$1,546	\$507,729	\$637,450	\$129,721
Insurance, Buildings & Contents	10001115-51510	\$465,838	-\$159,927	\$641,992	\$622,300	-\$19,692
Prof Liability	10001115-51520				\$30,456	\$30,456
Worker's Compensation	10001115-51580				\$2,100,000	\$2,100,000
<b>Total General Government:</b>		<b>\$933,538</b>	<b>-\$122,700</b>	<b>\$1,187,701</b>	<b>\$3,403,356</b>	<b>\$2,215,655</b>
<b>Total Purchased Services:</b>		<b>\$933,538</b>	<b>-\$122,700</b>	<b>\$1,187,701</b>	<b>\$3,403,356</b>	<b>\$2,215,655</b>
<b>Supplies</b>						
<b>General Government</b>						
Supplies & Materials	10001115-52010	\$6,445	\$9,778	\$5,000	\$3,000	-\$2,000
Fuels & Lubricants	10001115-52500	\$775	\$532	\$750	\$750	\$0
Equipment, Non-Capital	10001115-52612	\$1,657	\$710	\$1,000	\$1,000	\$0
<b>Total General Government:</b>		<b>\$8,876</b>	<b>\$11,020</b>	<b>\$6,750</b>	<b>\$4,750</b>	<b>-\$2,000</b>
<b>Total Supplies:</b>		<b>\$8,876</b>	<b>\$11,020</b>	<b>\$6,750</b>	<b>\$4,750</b>	<b>-\$2,000</b>
<b>Capital Outlay</b>						
<b>General Government</b>						
Vehicles	10001115-54000		\$19,090			\$0
<b>Total General Government:</b>			<b>\$19,090</b>			<b>\$0</b>
<b>Total Capital Outlay:</b>			<b>\$19,090</b>			<b>\$0</b>
<b>Total Expense Objects:</b>		<b>\$1,094,764</b>	<b>\$90,093</b>	<b>\$1,378,896</b>	<b>\$4,885,446</b>	<b>\$3,506,550</b>



# Solicitor

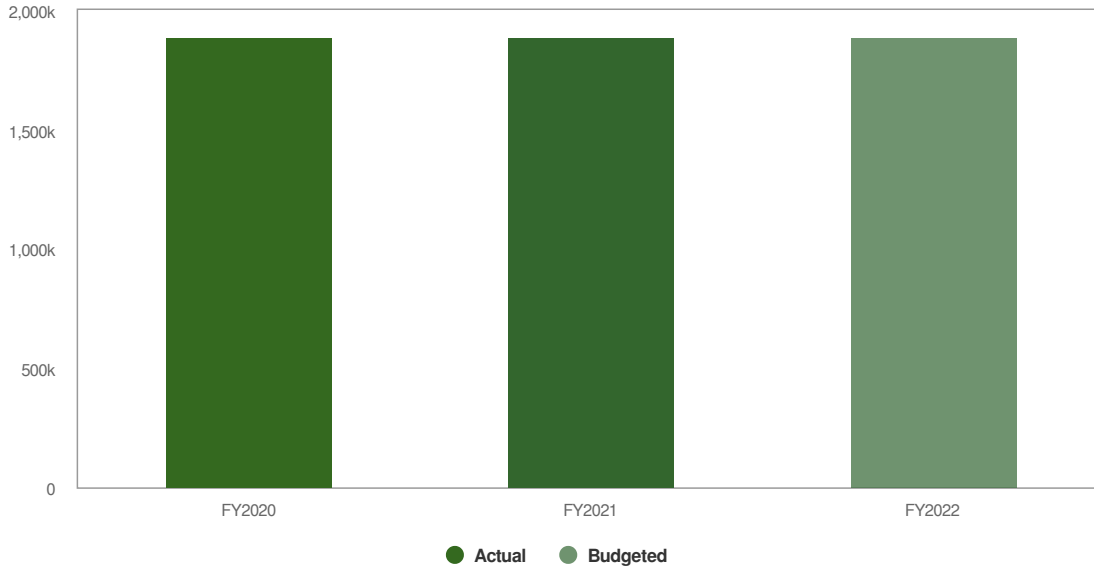
The Fourteenth Circuit Solicitor's Office is the chief prosecuting agency for Allendale, Beaufort, Colleton, Hampton and Jasper counties. Covering 3,730 square-miles of South Carolina's renowned Lowcountry, we are the only five-county circuit in the state.

Our primary role is to prosecute all cases in General Sessions Court (<https://www.sccourts.org/circuitCourt/index.cfm>), certain misdemeanors in Magistrate's Court and all criminal cases in Family Court. Each year, we prosecute approximately 5,000 cases. Additionally, our office operates a number of prevention programs including pre-trial intervention, worthless check, alcohol education, traffic education, treatment-based courts and juvenile arbitration. The office is led by the Solicitor, who is elected every four years.

## Expenditures Summary

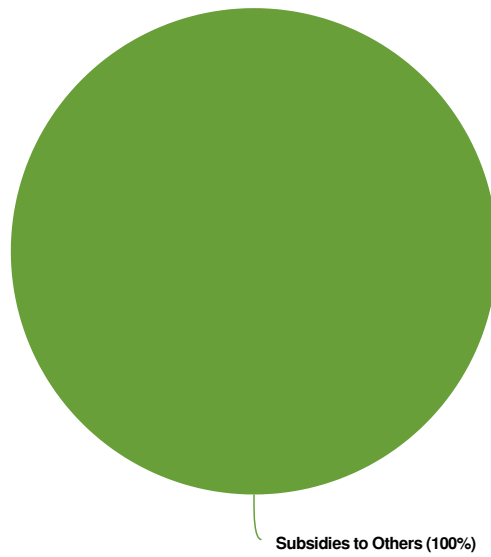
**\$1,887,500** **\$0**  
(0% vs. prior year)

Solicitor Proposed and Historical Budget vs. Actual

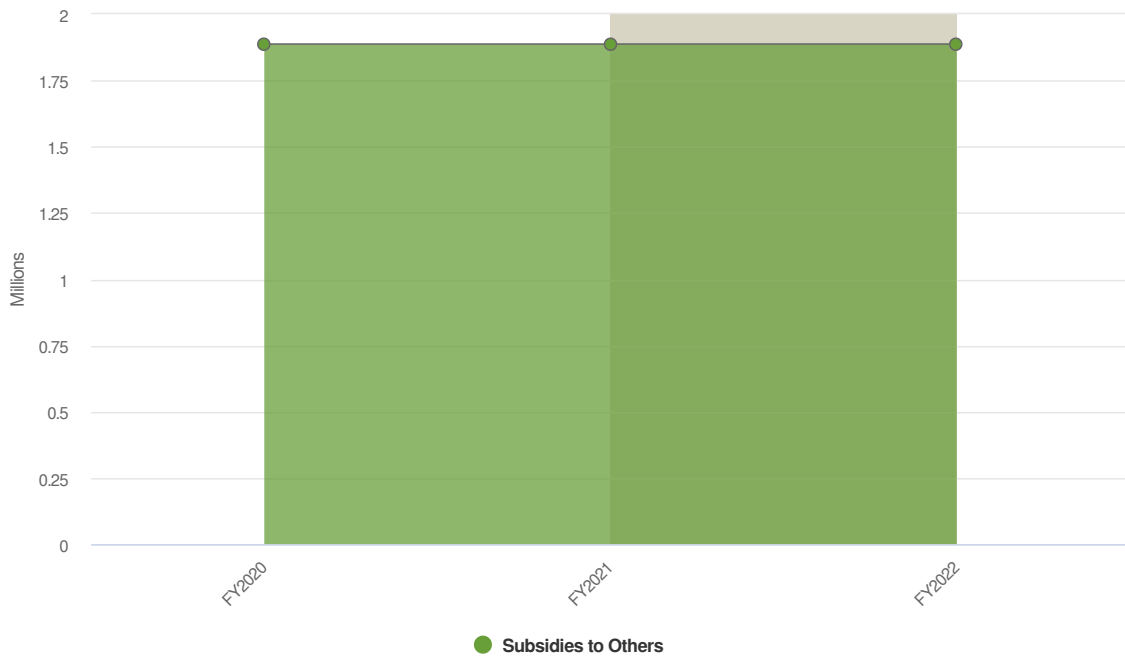


# Expenditures by Expense Type

## Budgeted Expenditures by Expense Type



## Budgeted and Historical Expenditures by Expense Type



Grey background indicates budgeted figures.



Name	Account ID	FY2020 Actuals	FY2021 Adopted	FY2022 Proposed	FY2021 Adopted vs. FY2022 Proposed (\$ Change)
<b>Expense Objects</b>					
<b>Subsidies to Others</b>					
<b>General Government</b>					
Direct Subsidies	10001098-55000	\$1,887,500	\$1,887,500	\$1,887,500	\$0
<b>Total General Government:</b>		<b>\$1,887,500</b>	<b>\$1,887,500</b>	<b>\$1,887,500</b>	<b>\$0</b>
<b>Total Subsidies to Others:</b>		<b>\$1,887,500</b>	<b>\$1,887,500</b>	<b>\$1,887,500</b>	<b>\$0</b>
<b>Total Expense Objects:</b>		<b>\$1,887,500</b>	<b>\$1,887,500</b>	<b>\$1,887,500</b>	<b>\$0</b>



# Solid Waste and Recycling

## Mission Statement

The Beaufort County Solid Waste and Recycling Department provides Beaufort County residents a system of solid waste disposal and recycling opportunities. Convenience Centers have been established throughout the County, private haulers are registered and contracts are in place to provide collection, disposal and recycling services of spent materials in unincorporated Beaufort County and to provide support for municipalities concerning solid waste collection, disposal and recycling. Solid Waste and Recycling staff continue to review new technologies and systems to improve collection and disposal options that are sound, yet economical for Beaufort County tax payers. Prior to FY22, Solid Waste and Recycling was incorporated within Public Works

## Goals and Objectives

1. Implement the Decal System at all Convenience Centers;
2. Establish an Enterprise Fund for Department operations;
3. Update the Beaufort County Solid Waste Management Plan; and
4. Update memorandum of understanding (MOU) documents with each municipality per the County Ordinance.

## Department Description

The Solid Waste and Recycling Department operates with a small administrative staff of five (5) full-time and one (1) part-time employee. We have a broad presence of staff in the field including Foremen, Equipment Operators, Maintenance Technicians, Litter Crews and Convenience Center Attendants (sixteen (16) full-time and forty-three (43) part-time).

## Performance Measures

- Provide Convenience Center operations throughout the County except Wednesdays and Holidays;
- Maintain contracts for the proper disposal of waste and marketing of recyclables; and
- Make every effort to stay within budget considering increasing population and escalating disposal costs as Beaufort County does not have its own landfill.

## Budget Highlights and Special Notes

Solid Waste and Recycling has many large expenditures to include an estimate of \$4.4 million for landfill disposal of waste, \$2 million for hauling of waste and \$1 million for recycling services. Convenience Center staffing operations are anticipated at \$1.5 million. The FY2022 budget proposal includes additional staff to stabilize the Department's operations obligations.





## Solid Waste and Recycling Enterprise Fund Detail

### Revenues

50100011-41010	Current Taxes	(9,911,562)
50100011-44230	Waste Disposal Fees	(98,500)
50100011-47410	Sale of Recyclables	(148,500)
		(10,158,562)

### Expenses

50100011-50020	Salaries & Wages	1,651,313
50100011-50060	Overtime	1,600
50100011-50100	Employer FICA	102,481
50100011-50110	Employer Medicare	23,967
50100011-50120	Employer SC Retirement	273,722
50100011-50140	Group Insurance	675,000
50100011-51000	Advertising	15,000
50100011-51010	Printing	4,500
50100011-51030	Postage	1,000
50100011-51060	Electricity	19,000
50100011-51070	Water Sewer	22,000
50100011-51110	Maintenance Contracts	30,000
50100011-51120	Equipment Maintenance	25,000
50100011-51140	Rental of Equipment	6,000
50100011-51160	Professional Services	525,000
50100011-51164	E-Waste	110,000
50100011-51165	Solid Waste Hauling Services	1,850,000
50100011-51166	Solid Waste Disposal	3,653,000
50100011-51167	Recycling	940,000
50100011-51300	Vehicle Maintenance	3,500
50100011-51310	Books & Subscriptions	1,000
50100011-51320	Education & Training	6,500
50100011-52010	Supplies & Materials	58,000
50100011-52010	Supplies & Materials	-
50100011-52010	Supplies & Materials	-
50100011-52010	Supplies & Materials	-
50100011-52050	Uniforms	35,000
50100011-52500	Fuels & Lubricants	68,000
50100011-52612	Equipment, Non-Capital	5,000
50100011-54200	Equipment, Capital	-
50100011-58500	Depreciation	34,979
50100011-5116B	Daufuskie Disposal Fees	18,000
		10,158,562



# Stormwater

## Mission Statement

Through our dedicated employees, Beaufort County Stormwater Division provides essential environmental services to the citizens of the County in a prompt and cost-effective manner. To actively maintain and promote a quality of life through the advancement and implementation of sustainable infrastructure and Capital Improvement Projects in Beaufort County. The division is dedicated to continually providing effective and courteous service to our citizens while ensuring a safe and collaborative work environment for all employees.

## Goals and Objectives

- Continued compliance with the EPA's Clean Water Act to have all waterways classified as fishable, swimmable, and drinkable;
- Obtain clear direction on maintenance of drainage easements to include ownership, frequency, and cost;
- Complete a comprehensive audit of the Beaufort County Stormwater program;
- Continue moving forward with Stormwater Capital projects;
- Responsibly serve in a key role on the County's Staff Review Team, and providing feedback to design community to ensure water quantity and water quality requirements are met;
- Regularly engage the Stormwater Utility Board to include presentations and informational packets;
- Complete Energov implementation work and host a training session for design community; and
- Proactively work to close out legacy storm projects and other assigned county projects.

## Department Description

The Beaufort County Stormwater Department is comprised of three operations groups: Stormwater Management, which includes managing the Stormwater Utility; Stormwater Regulatory, which ensures compliance with all requirements of the Municipal Separate Storm Sewer Systems (MS4) permit; and Stormwater Infrastructure, which ensures all county-owned drainage is both maintained and routed efficiently and safely to protect life and property. Through funds assessed by the Stormwater Utility, our program continues to ensure water quality standards are being met through examining monitoring results from sampling efforts and designing Capital Improvement Projects based on the data provided.

## Performance Measures

- Continue to provide routine maintenance on County assets and infrastructure;
- Complete all necessary recommendations after completion of the Department audit; and
- Continue to provide excellent service to County citizens and Municipalities for their Stormwater Utility Fees.

## Budget Highlights and Special Notes

FY21 Highlights:

- Implementation of the new Southern Lowcountry Stormwater Design Manual
- Designated all Stormwater Utility Inspectors as Enforcement Officers
- Completed three (3) Capital Improvement Projects

FY22 Highlights:

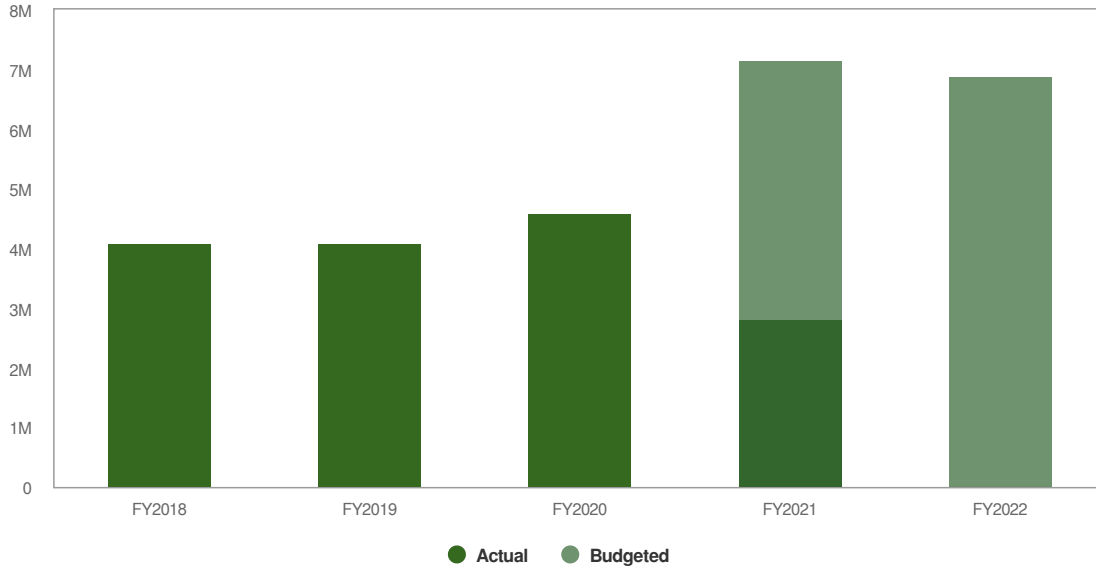
- Completion of a Capital Improvement Project partially funded with a Federal Grant.
- Continue to support all Municipalities in Stormwater Utility Fee management and cost shares.

## Expenditures Summary

**\$6,891,923** **-\$276,956**  
(-3.86% vs. prior year)

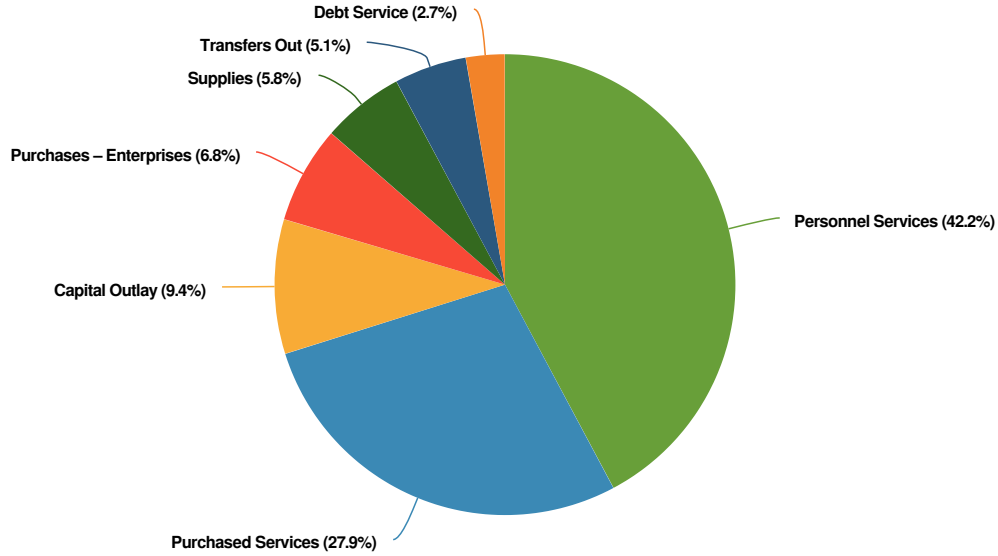


### Stormwater Proposed and Historical Budget vs. Actual

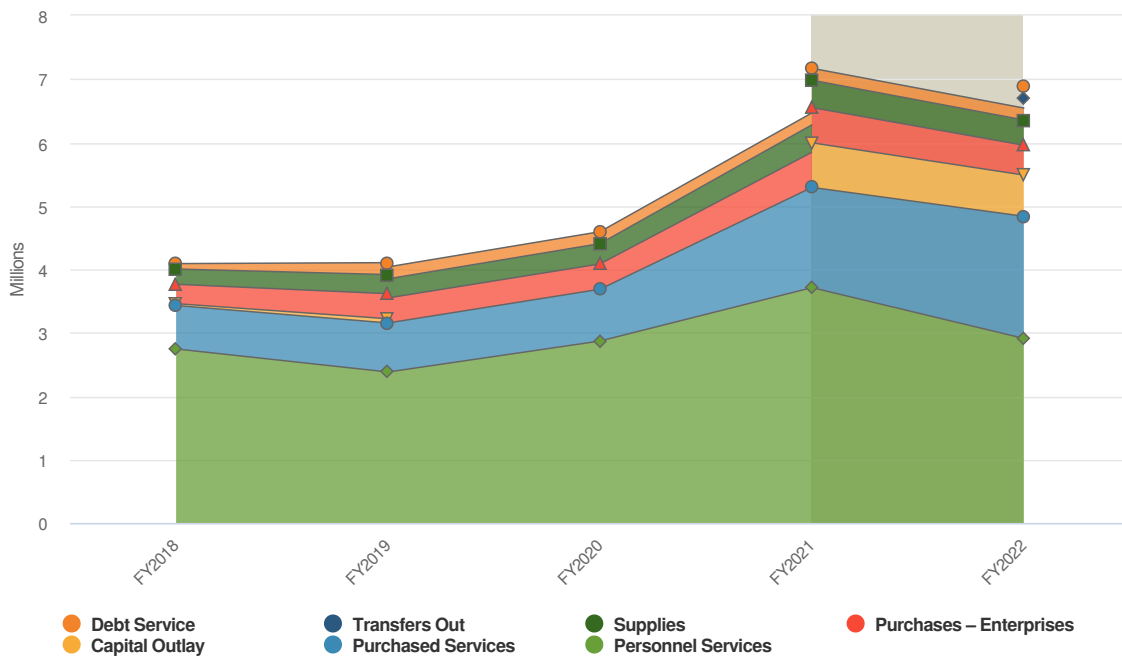


### Expenditures by Expense Type

#### Budgeted Expenditures by Expense Type



### Budgeted and Historical Expenditures by Expense Type



Grey background indicates budgeted figures.

Name	Account ID	FY2019 Actuals	FY2020 Actuals	FY2021 Adopted	FY2022 Proposed	FY2021 Adopted vs. FY2022 Proposed (\$ Change)
<b>Expense Objects</b>						
<b>Personnel Services</b>						
<b>General Government</b>						
Salaries & Wages	50250011-50020	\$1,346,435	\$1,427,435	\$1,976,540	\$1,483,910	-\$492,630
Overtime	50250011-50060	\$64,145	\$45,119	\$105,000	\$55,000	-\$50,000
Employer FICA	50250011-50100	\$82,628	\$88,265	\$127,206	\$95,415	-\$31,791
Employer Medicare	50250011-50110	\$19,324	\$20,643	\$34,575	\$22,315	-\$12,260
Employer SC Retirement	50250011-50120	\$194,554	\$216,372	\$229,453	\$254,845	\$25,392
Employer PO Retirement	50250011-50130	\$27,488	\$413,353	\$3,427	\$421,000	\$417,573
Employer Group Insurance	50250011-50140	\$264,147	\$284,769	\$465,630	\$312,500	-\$153,130
Employer Worker's Comp Insurance	50250011-50150	\$17,120	\$0	\$229,025	\$54,000	-\$175,025
Employer Tort Liab Insurance	50250011-50160	\$9,509	\$13,565	\$18,004	\$21,000	\$2,996
Employer Unemployment Insurance	50250011-50170	\$0	\$0	\$8,963	\$0	-\$8,963



Name	Account ID	FY2019 Actuals	FY2020 Actuals	FY2021 Adopted	FY2022 Proposed	FY2021 Adopted vs. FY2022 Proposed (\$ Change)
Salaries & Wages	50250013-50020	\$254,187	\$249,798	\$349,137	\$116,660	-\$232,477
Overtime	50250013-50060	\$728	\$0	\$4,000	\$2,000	-\$2,000
Employer FICA	50250013-50100	\$15,311	\$15,144	\$21,195	\$7,360	-\$13,835
Employer Medicare	50250013-50110	\$3,581	\$3,542	\$5,829	\$1,725	-\$4,104
Employer SC Retirement	50250013-50120	\$36,516	\$38,637	\$38,328	\$19,650	-\$18,678
Employer Group Insurance	50250013-50140	\$40,019	\$50,179	\$56,100	\$36,500	-\$19,600
Employer Worker's Comp Insurance	50250013-50150	\$2,977	\$0	\$35,049	\$3,500	-\$31,549
Employer Tort Liab Insurance	50250013-50160	\$1,287	\$1,674	\$1,596	\$1,850	\$254
Employer Unemployment Insurance	50250013-50170	\$0	\$0	\$1,501	\$0	-\$1,501
<b>Total General Government:</b>		<b>\$2,379,957</b>	<b>\$2,868,494</b>	<b>\$3,710,558</b>	<b>\$2,909,230</b>	<b>-\$801,328</b>
<b>Total Personnel Services:</b>		<b>\$2,379,957</b>	<b>\$2,868,494</b>	<b>\$3,710,558</b>	<b>\$2,909,230</b>	<b>-\$801,328</b>
<b>Purchased Services</b>						
<b>General Government</b>						
Advertising	50250011-51000	\$2,901	\$0	\$2,250	\$1,200	-\$1,050
Printing	50250011-51010	\$766	\$235	\$1,750	\$1,250	-\$500
Postage	50250011-51030	\$507	\$469	\$1,250	\$1,050	-\$200
Telephone	50250011-51050	\$10,521	\$20,253	\$17,436	\$18,300	\$864
Maintenance Contracts	50250011-51110	\$0	\$0	\$1,407	\$2,850	\$1,443
Equipment Maintenance	50250011-51120	\$1,706	\$6,721	\$4,200	\$8,200	\$4,000
Rental of Equipment	50250011-51140	\$11,268	\$5,483	\$26,960	\$11,800	-\$15,160
Professional Services	50250011-51160	\$154,108	\$158,788	\$310,859	\$407,000	\$96,141
Solid Waste Disposal	50250011-51166	\$8,587	\$30,625	\$15,000	\$15,000	\$0
Non-Professional Services	50250011-51170	\$32,610	\$90,766	\$376,300	\$375,000	-\$1,300
Vehicle Maintenance	50250011-51300	\$170,435	\$152,785	\$212,345	\$187,000	-\$25,345
Books & Subscriptions	50250011-51310	\$3,729	\$3,182	\$4,511	\$5,500	\$989
Education & Training	50250011-51320	\$21,053	\$6,886	\$30,035	\$27,000	-\$3,035



Name	Account ID	FY2019 Actuals	FY2020 Actuals	FY2021 Adopted	FY2022 Proposed	FY2021 Adopted vs. FY2022 Proposed (\$ Change)
Insurance, Vehicles	50250011-51500	\$26,548	\$29,467	\$28,757	\$31,600	\$2,843
Insurance, Buildings & Contents	50250011-51510	-\$36,549	\$3,145	\$23,322	\$10,000	-\$13,322
Advertising	50250013-51000	\$0	\$0	\$250	\$250	\$0
Printing	50250013-51010	\$0	\$0	\$150	\$150	\$0
Postage	50250013-51030	\$22	\$9	\$400	\$200	-\$200
Telephone	50250013-51050	\$7,039	\$4,116	\$8,231	\$6,000	-\$2,231
Maintenance Contracts	50250013-51110	\$0	\$1,476	\$30,293	\$30,500	\$207
Equipment Maintenance	50250013-51120	\$1,524	\$0	\$2,000	\$2,000	\$0
Rental of Equipment	50250013-51140	\$1,096	\$1,104	\$1,100	\$1,150	\$50
Professional Services	50250013-51160	\$335,492	\$284,449	\$455,000	\$762,000	\$307,000
Non-Professional Services	50250013-51170	\$300	\$300	\$2,000	\$300	-\$1,700
Vehicle Maintenance	50250013-51300	\$4,065	\$2,692	\$4,450	\$4,500	\$50
Books & Subscriptions	50250013-51310	\$700	\$794	\$875	\$875	\$0
Education & Training	50250013-51320	\$10,329	\$8,685	\$14,600	\$10,000	-\$4,600
Insurance, Vehicles	50250013-51500	\$4,471	\$5,082	\$3,449	\$4,000	\$551
Insurance, Buildings & Contents	50250013-51510	-\$393	-\$480	\$977	\$1,000	\$23
<b>Total General Government:</b>		<b>\$772,834</b>	<b>\$817,033</b>	<b>\$1,580,157</b>	<b>\$1,925,675</b>	<b>\$345,518</b>
<b>Total Purchased Services:</b>		<b>\$772,834</b>	<b>\$817,033</b>	<b>\$1,580,157</b>	<b>\$1,925,675</b>	<b>\$345,518</b>
<b>Supplies</b>						
<b>General Government</b>						
Supplies & Materials	50250011-52010	\$117,073	\$158,514	\$224,200	\$187,000	-\$37,200
Uniforms	50250011-52050	\$25,333	\$28,219	\$33,255	\$24,500	-\$8,755
Fuels & Lubricants	50250011-52500	\$103,349	\$99,281	\$126,000	\$135,750	\$9,750
Equipment, Non-Capital	50250011-52612	\$32,570	\$25,848	\$24,500	\$33,000	\$8,500
Supplies & Materials	50250013-52010	\$1,964	\$340	\$6,300	\$5,000	-\$1,300
Uniforms	50250013-52050	\$2,783	\$1,067	\$2,325	\$1,500	-\$825



Name	Account ID	FY2019 Actuals	FY2020 Actuals	FY2021 Adopted	FY2022 Proposed	FY2021 Adopted vs. FY2022 Proposed (\$ Change)
Fuels & Lubricants	50250013-52500	\$9,002	\$6,520	\$10,000	\$8,000	-\$2,000
Equipment, Non-Capital	50250013-52612	\$9,073	\$155	\$4,300	\$3,500	-\$800
<b>Total General Government:</b>		<b>\$301,147</b>	<b>\$319,945</b>	<b>\$430,880</b>	<b>\$398,250</b>	<b>-\$32,630</b>
<b>Total Supplies:</b>		<b>\$301,147</b>	<b>\$319,945</b>	<b>\$430,880</b>	<b>\$398,250</b>	<b>-\$32,630</b>
<b>Debt Service</b>						
<b>General Government</b>						
Debt Service, Interest	50250011-53110	\$188,193	\$188,193	\$188,268	\$188,268	\$0
<b>Total General Government:</b>		<b>\$188,193</b>	<b>\$188,193</b>	<b>\$188,268</b>	<b>\$188,268</b>	<b>\$0</b>
<b>Total Debt Service:</b>		<b>\$188,193</b>	<b>\$188,193</b>	<b>\$188,268</b>	<b>\$188,268</b>	<b>\$0</b>
<b>Capital Outlay</b>						
<b>General Government</b>						
Vehicles	50250011-54000	\$86,617	\$34,521	\$632,307	\$50,000	-\$582,307
Equipment, Capital	50250011-54200	\$515,163	\$38,932	\$10,519	\$450,000	\$439,481
Land	50250011-54400	\$46,821	\$15,715	\$50,000	\$50,000	\$0
Capital Asset Clearing Account	50250011-54xxx	-\$612,581	-\$89,168			\$0
Vehicles	50250013-54000	\$30,739	\$0		\$0	\$0
Equipment, Capital	50250013-54200	\$0	\$0	\$10,519	\$100,000	\$89,481
<b>Total General Government:</b>		<b>\$66,759</b>	<b>\$0</b>	<b>\$703,345</b>	<b>\$650,000</b>	<b>-\$53,345</b>
<b>Total Capital Outlay:</b>		<b>\$66,759</b>	<b>\$0</b>	<b>\$703,345</b>	<b>\$650,000</b>	<b>-\$53,345</b>
<b>Purchases – Enterprises</b>						
<b>General Government</b>						
Depreciation	50250011-58500	\$366,732	\$398,778	\$527,317	\$432,000	-\$95,317
Depreciation	50250013-58500	\$28,436	\$0	\$28,354	\$38,500	\$10,146
<b>Total General Government:</b>		<b>\$395,168</b>	<b>\$398,778</b>	<b>\$555,671</b>	<b>\$470,500</b>	<b>-\$85,171</b>
<b>Total Purchases – Enterprises:</b>		<b>\$395,168</b>	<b>\$398,778</b>	<b>\$555,671</b>	<b>\$470,500</b>	<b>-\$85,171</b>
<b>Transfers Out</b>						
<b>General Government</b>						
Transfers Out	50250011-59101	\$0			\$350,000	\$350,000



Name	Account ID	FY2019 Actuals	FY2020 Actuals	FY2021 Adopted	FY2022 Proposed	FY2021 Adopted vs. FY2022 Proposed (\$ Change)
<b>Total General Government:</b>		\$0			\$350,000	\$350,000
<b>Total Transfers Out:</b>		\$0			\$350,000	\$350,000
<b>Total Expense Objects:</b>		\$4,104,058	\$4,592,443	\$7,168,879	\$6,891,923	-\$276,956





# Traffic Operations

## Mission Statement

Through our dedicated employees, Beaufort County Traffic Operations Management team provides safe and efficient movement of pedestrians, cyclists, motorists and commerce through professional operation and maintenance of County owned signage, pavement markings, and traffic control devices and assets.

## Goals and Objectives

- Utilize and comply with the Signal Maintenance Agreement (SMA) with South Carolina Department of Transportation (SCDOT) to the County's full benefit;
- Establish a formal work order system for documentation of maintenance, repair, and asset management within Traffic Operations;
- Continue to respond in a timely and effective manner for routine and emergency signal maintenance calls; and
- Begin the establishment of a formal and dedicated Beaufort County sign shop.

## Department Description

The Beaufort County Traffic Operations Management Division is responsible for the installation of traffic control devices, and the development and implementation of neighborhood traffic calming projects. The Traffic Operations Management Division participates in the statewide SMA with the SCDOT and is responsible for installing, maintaining, and tracking the replacement of all county road way signs.

## Performance Measures

- Annual Preventative Maintenance Inspections as per the SCDOT SMA;
- Periodic and routine inspections and cleanings of road signs in designated areas throughout the County;
- Monthly inventory of signs, signal heads, and detection equipment; and
- Continue to be proactive and responsive to after-hours signal maintenance response calls.

## Budget Highlights and Special Notes

FY21 Highlights:

- Budget was transferred from Traffic Engineering to the Public Works Department
- Budgetary shortfalls due to the participation in SCDOT's SMA continue to be absorbed by the Beaufort County General Fund.

FY22 Highlights:

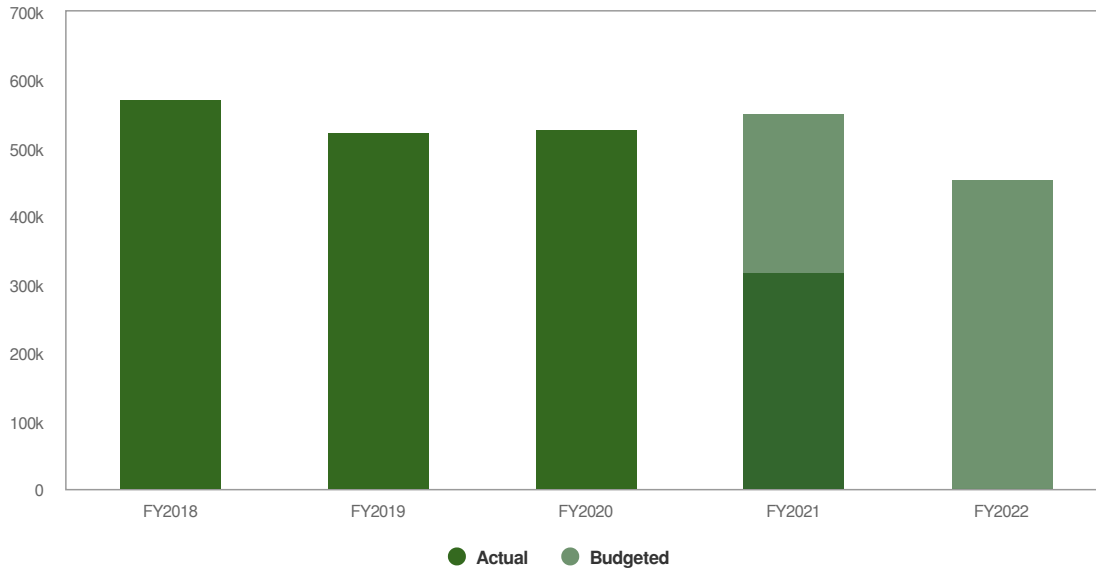
- This division will work to potentially update the SCDOT SMA for more attractive reimbursement figures.

## Expenditures Summary

**\$455,362** **-\$98,237**  
(-17.75% vs. prior year)

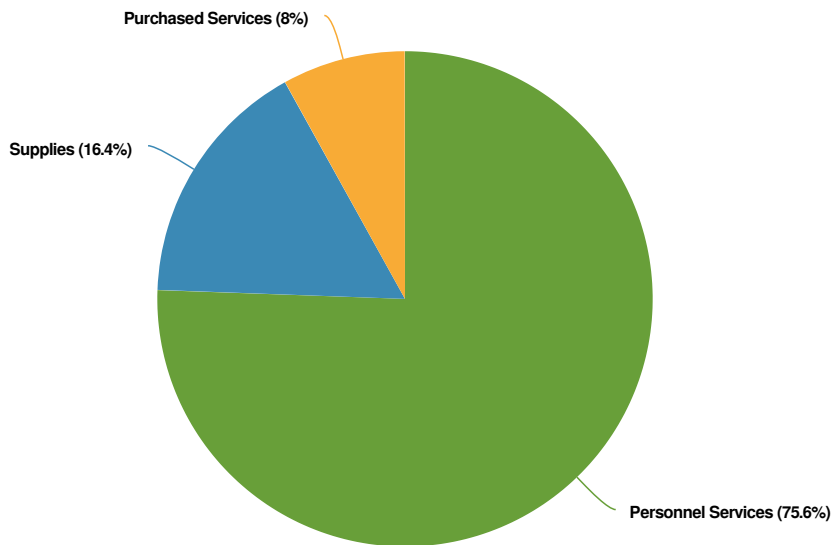


### Traffic Operations Proposed and Historical Budget vs. Actual

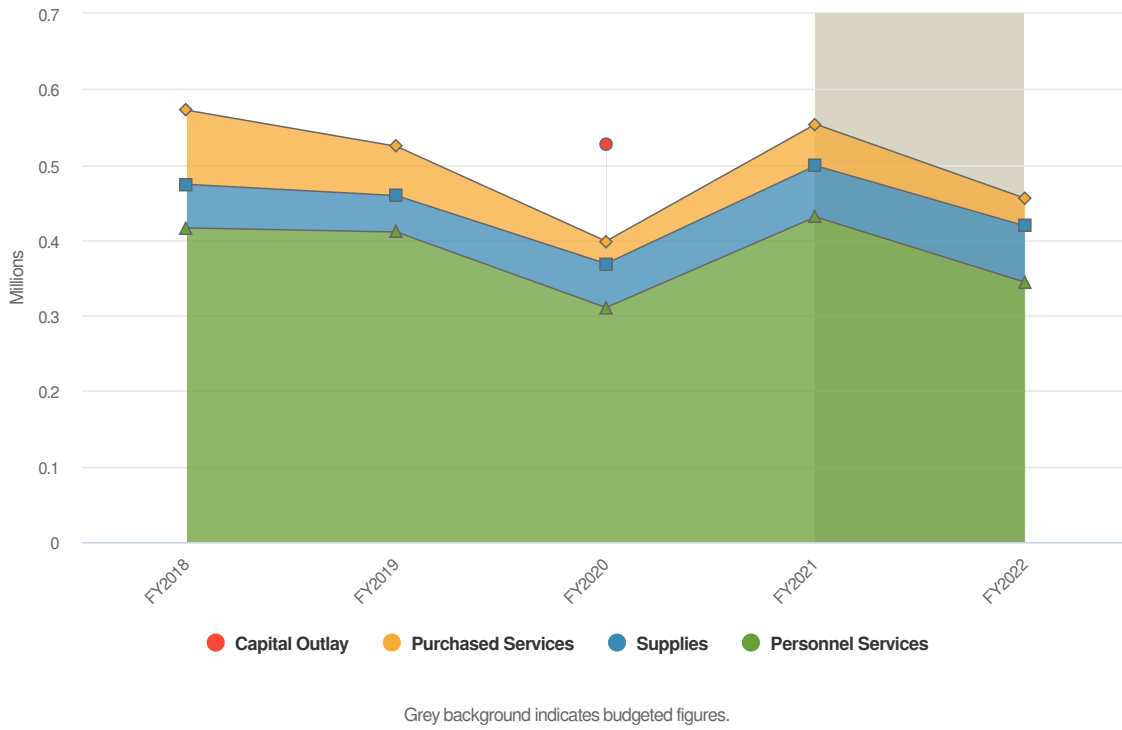


### Expenditures by Expense Type

#### Budgeted Expenditures by Expense Type



### Budgeted and Historical Expenditures by Expense Type



Name	Account ID	FY2019 Actuals	FY2020 Actuals	FY2021 Adopted	FY2022 Proposed	FY2021 Adopted vs. FY2022 Proposed (\$ Change)
<b>Expense Objects</b>						
<b>Personnel Services</b>						
<b>Public Safety</b>						
Salaries & Wages	10001241-50020	\$338,261	\$253,384	\$355,569	\$274,560	-\$81,009
Overtime	10001241-50060	\$29	\$683	\$0	\$2,500	\$2,500
Employer FICA	10001241-50100	\$20,218	\$15,245	\$21,773	\$17,178	-\$4,595
Employer Medicare	10001241-50110	\$4,728	\$3,565	\$5,092	\$4,017	-\$1,075
Employer SC Retirement	10001241-50120	\$47,443	\$37,715	\$48,266	\$45,881	-\$2,385
<b>Total Public Safety:</b>		<b>\$410,679</b>	<b>\$310,592</b>	<b>\$430,700</b>	<b>\$344,136</b>	<b>-\$86,564</b>
<b>Total Personnel Services:</b>		<b>\$410,679</b>	<b>\$310,592</b>	<b>\$430,700</b>	<b>\$344,136</b>	<b>-\$86,564</b>
<b>Purchased Services</b>						
<b>Public Safety</b>						
Printing	10001241-51010	\$93	\$72	\$150	\$150	\$0
Postage	10001241-51030	\$10	\$4	\$250	\$250	\$0



Name	Account ID	FY2019 Actuals	FY2020 Actuals	FY2021 Adopted	FY2022 Proposed	FY2021 Adopted vs. FY2022 Proposed (\$ Change)
Telephone	10001241-51050			\$13,390		-\$13,390
Maintenance Contracts	10001241-51110				\$6,800	\$6,800
Equipment Maintenance	10001241-51120	\$35,586	\$3,652	\$20,000	\$20,000	\$0
Rental of Equipment	10001241-51140	\$350				\$0
Rental of Buildings	10001241-51150	\$3,600	\$3,600	\$0		\$0
Non-Professional Services	10001241-51170	\$3,430	\$3,430	\$3,430	\$3,430	\$0
Vehicle Maintenance	10001241-51300	\$15,598	\$8,908	\$12,513	\$700	-\$11,813
Books & Subscriptions	10001241-51310	\$1,170	\$720	\$1,759	\$1,759	\$0
Education & Training	10001241-51320	\$5,479	\$2,042	\$3,548	\$3,548	\$1
Insurance, Vehicles	10001241-51500		\$7,281			\$0
<b>Total Public Safety:</b>		<b>\$65,316</b>	<b>\$29,709</b>	<b>\$55,040</b>	<b>\$36,637</b>	<b>-\$18,402</b>
<b>Total Purchased Services:</b>		<b>\$65,316</b>	<b>\$29,709</b>	<b>\$55,040</b>	<b>\$36,637</b>	<b>-\$18,402</b>
<b>Supplies</b>						
<b>Public Safety</b>						
Supplies & Materials	10001241-52010	\$32,490	\$43,466	\$51,800	\$50,800	-\$1,000
Uniforms	10001241-52050	\$1,594	\$1,325	\$1,500	\$2,500	\$1,000
Fuels & Lubricants	10001241-52500	\$11,027	\$10,567	\$11,500	\$11,500	\$0
Equipment, Non-Capital	10001241-52612	\$3,113	\$2,871	\$3,059	\$9,789	\$6,730
<b>Total Public Safety:</b>		<b>\$48,224</b>	<b>\$58,229</b>	<b>\$67,859</b>	<b>\$74,589</b>	<b>\$6,730</b>
<b>Total Supplies:</b>		<b>\$48,224</b>	<b>\$58,229</b>	<b>\$67,859</b>	<b>\$74,589</b>	<b>\$6,730</b>
<b>Capital Outlay</b>						
<b>Public Safety</b>						
Vehicles	10001241-54000		\$129,189			\$0
<b>Total Public Safety:</b>			<b>\$129,189</b>			<b>\$0</b>
<b>Total Capital Outlay:</b>			<b>\$129,189</b>			<b>\$0</b>
<b>Total Expense Objects:</b>		<b>\$524,219</b>	<b>\$527,719</b>	<b>\$553,599</b>	<b>\$455,362</b>	<b>-\$98,236</b>



# Transportation Engineering

## Mission Statement

The mission of the Transportation Engineering Department is to be good stewards on behalf of Beaufort County citizens by providing leadership and professional engineering oversight of design, development, management and delivery of Beaufort County's transportation projects.

## Goals and Objectives

- Successfully complete all FY 22 projects with respect to cost, schedule, and performance;
- Ensure the timely delivery of high quality transportation projects to provide the highest return on investment for Beaufort County taxpayers; and
- Provide transparent project information.

## Department Description

The Transportation Department provides professional engineering oversight of design, development, management and delivery of Beaufort County's Transportation projects. The department is a team of three (3) full-time staff: Director, Right-of-Way Manager, and Transportation Construction Manager.

## Performance measures

- Financial responsibility to ensure projects stay within their allocated budget;
- Timely delivery of projects; and
- Ensuring projects are delivered in accordance with approved plans and specifications.

## Budget highlights and special notes

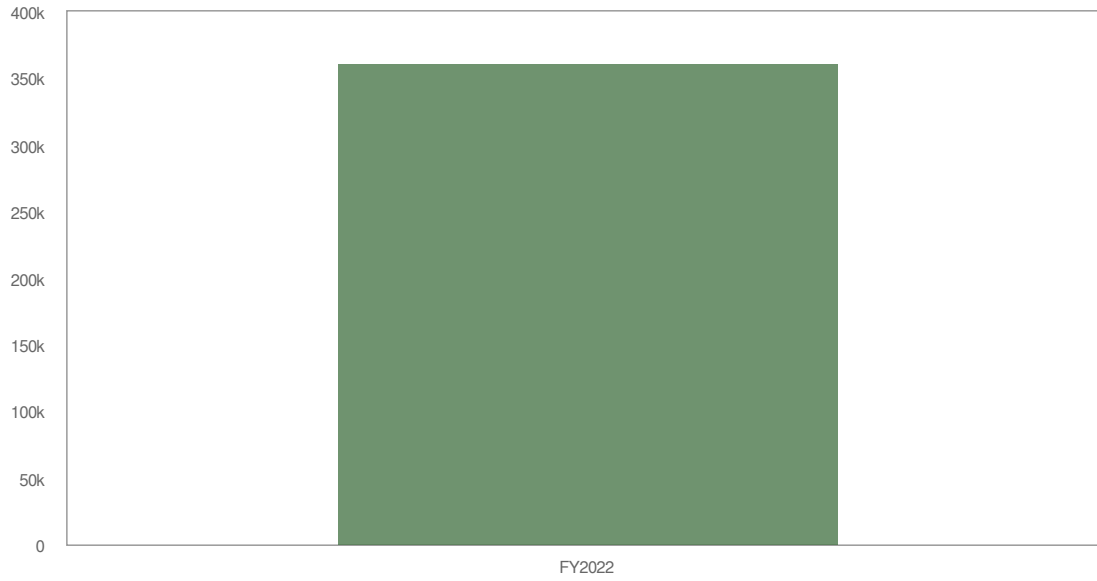
The Transportation Engineering Department only has an operations budget. Projects are funded from other departments and capital revenue funds for transportation.

## Expenditures Summary

**\$362,235**    **\$362,235**  
(0% vs. prior year)

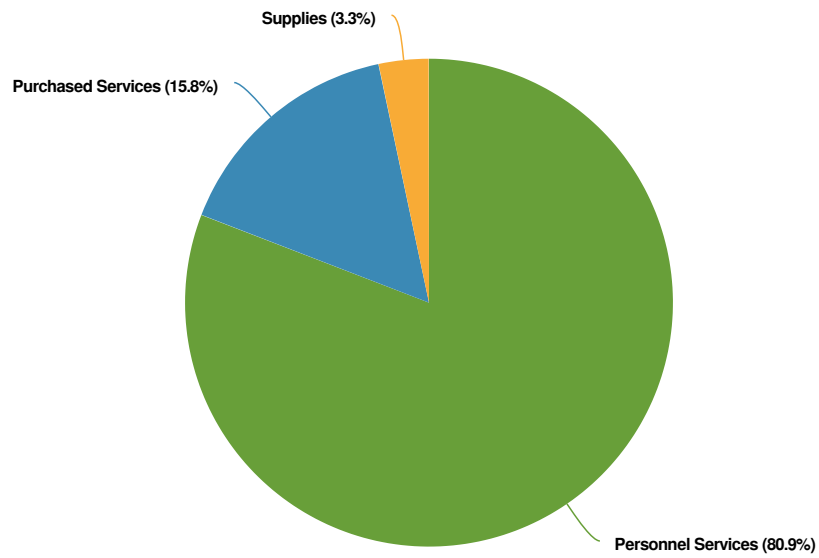


### Transportation Engineering Proposed and Historical Budget vs. Actual

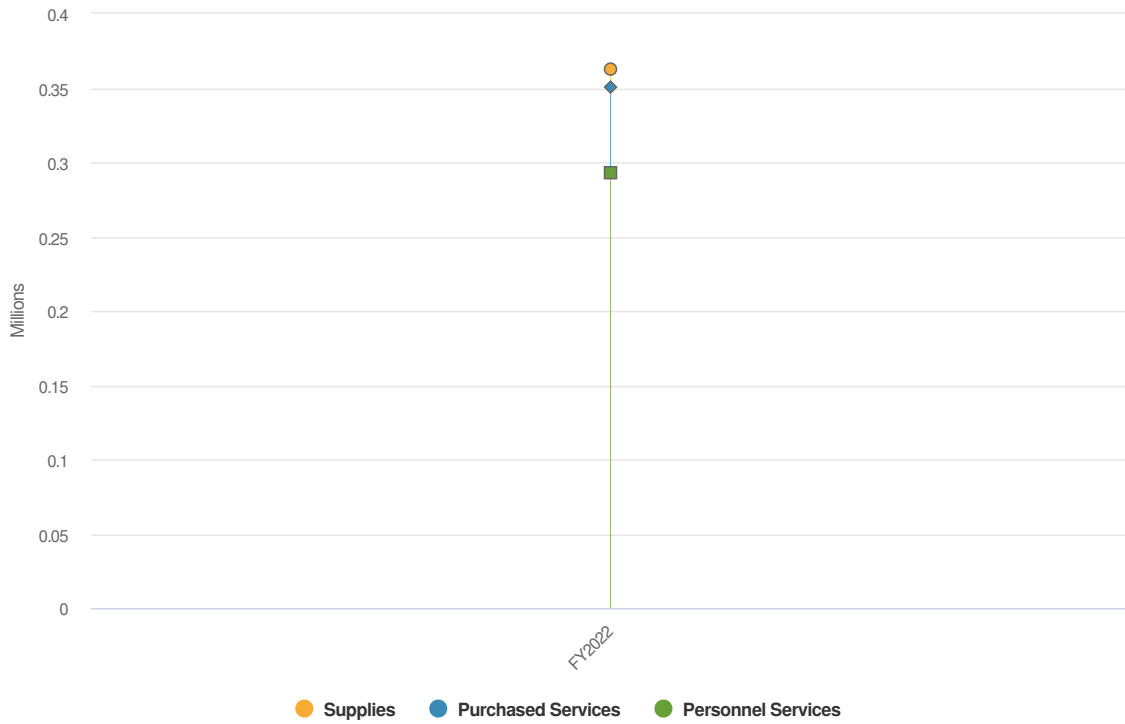


### Expenditures by Expense Type

#### Budgeted Expenditures by Expense Type



### Budgeted and Historical Expenditures by Expense Type



Name	Account ID	FY2022 Proposed	FY2021 undefined vs. FY2022 Budgeted (% Change)
<b>Expense Objects</b>			
<b>Personnel Services</b>			
<b>Public Safety</b>			
Salaries & Wages	10001243-50020	\$235,838	N/A
Employer FICA	10001243-50100	\$14,622	N/A
Employer Medicare	10001243-50110	\$3,420	N/A
Employer SC Retirement	10001243-50120	\$39,055	N/A
<b>Total Public Safety:</b>		<b>\$292,935</b>	<b>N/A</b>
<b>Total Personnel Services:</b>		<b>\$292,935</b>	<b>N/A</b>
<b>Purchased Services</b>			
<b>Public Safety</b>			
Printing	10001243-51010	\$500	N/A
Postage	10001243-51030	\$200	N/A
Rental of Equipment	10001243-51140	\$2,400	N/A
Professional Services	10001243-51160	\$50,000	N/A
Vehicle Maintenance	10001243-51300	\$200	N/A
Books & Subscriptions	10001243-51310	\$2,000	N/A
Education & Training	10001243-51320	\$2,000	N/A
<b>Total Public Safety:</b>		<b>\$57,300</b>	<b>N/A</b>



Name	Account ID	FY2022 Proposed	FY2021 undefined vs. FY2022 Budgeted (% Change)
<b>Total Purchased Services:</b>		<b>\$57,300</b>	<b>N/A</b>
<b>Supplies</b>			
<b>Public Safety</b>			
Supplies & Materials	10001243-52010	\$5,000	N/A
Uniforms	10001243-52050	\$1,500	N/A
Fuels & Lubricants	10001243-52500	\$2,000	N/A
Equipment, Non-Capital	10001243-52612	\$3,500	N/A
<b>Total Public Safety:</b>		<b>\$12,000</b>	<b>N/A</b>
<b>Total Supplies:</b>		<b>\$12,000</b>	<b>N/A</b>
<b>Total Expense Objects:</b>		<b>\$362,235</b>	<b>N/A</b>





# Treasurer

Beaufort County Treasurer

## Mission Statement and Core Values

The Beaufort County Treasurer's Office, professionals serving with innovation and enthusiasm.  
Innovation • Efficiency • Pleasantness • Ownership • Excitement

## Department Description

An elected official, the Treasurer serves as the County's chief banker and investment officer and has the statutory responsibility of pursuing, collecting (<https://www.beaufortcountytreasurer.com/data-2016-2017>) and disbursing all property tax revenues, current and delinquent, on behalf of the County (<https://www.bcgov.net/>), school district (<http://www.beaufort.k12.sc.us/>) and other taxing authorities within the boundaries of Beaufort County. The Treasurer also serves as a depository for Beaufort County Government, its departments, and the Beaufort County School District.

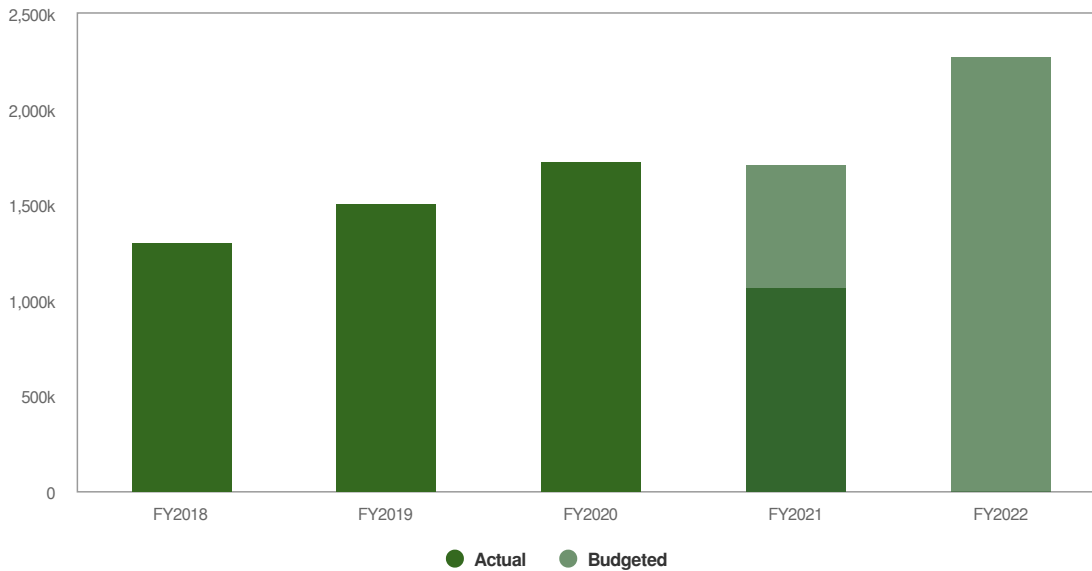
## Goals and Objectives

- Maintain outstanding collection rates and minimize delinquencies through frequent and innovative customer communications, creating a positive customer experience and consistent funding for Beaufort County's agencies; and
- Continue maximizing investments so the public's tax dollars produce income and are not just spent.

## Expenditures Summary

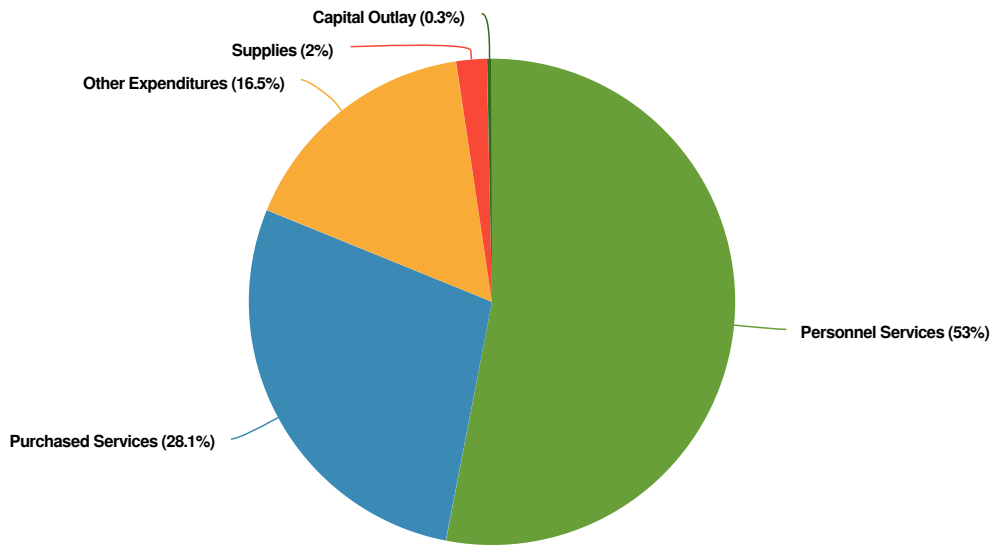
**\$2,276,591**    **\$564,421**  
(32.97% vs. prior year)

Treasurer Proposed and Historical Budget vs. Actual

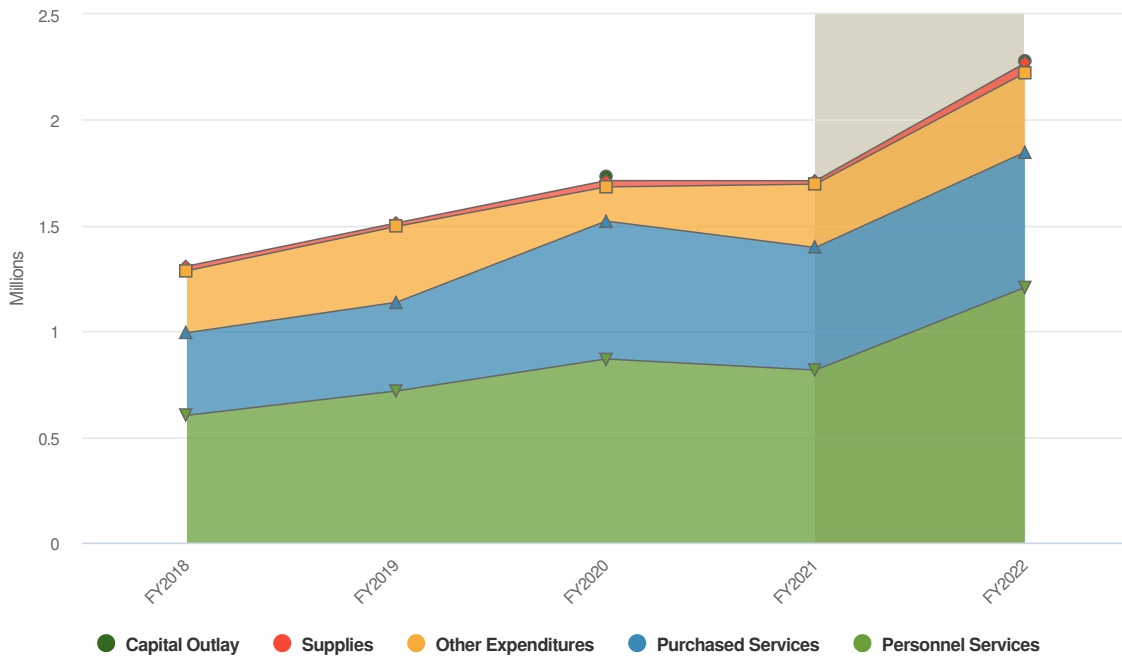


# Expenditures by Expense Type

## Budgeted Expenditures by Expense Type



## Budgeted and Historical Expenditures by Expense Type



Grey background indicates budgeted figures.



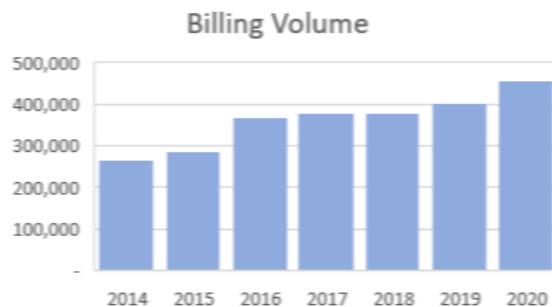
Name	Account ID	FY2019 Actuals	FY2020 Actuals	FY2021 Adopted	FY2022 Proposed	FY2021 Adopted vs. FY2022 Proposed (\$ Change)
<b>Expense Objects</b>						
<b>Personnel Services</b>						
<b>General Government</b>						
Salaries & Wages	10001020-50020	\$585,330	\$703,572	\$665,846	\$967,043	\$301,197
Overtime	10001020-50060	\$5,107	\$6,067	\$5,000	\$5,000	\$0
Employer FICA	10001020-50100	\$35,075	\$42,092	\$41,593	\$60,267	\$18,674
Employer Medicare	10001020-50110	\$8,203	\$9,844	\$9,728	\$14,095	\$4,367
Employer SC Retirement	10001020-50120	\$83,654	\$107,196	\$94,035	\$161,322	\$67,287
<b>Total General Government:</b>		<b>\$717,368</b>	<b>\$868,772</b>	<b>\$816,202</b>	<b>\$1,207,727</b>	<b>\$391,525</b>
<b>Total Personnel Services:</b>		<b>\$717,368</b>	<b>\$868,772</b>	<b>\$816,202</b>	<b>\$1,207,727</b>	<b>\$391,525</b>
<b>Purchased Services</b>						
<b>General Government</b>						
Advertising	10001020-51000	\$6,545	\$7,392	\$500	\$8,000	\$7,500
Printing	10001020-51010	\$56,644	\$67,747	\$58,000	\$70,000	\$12,000
Postage	10001020-51030	\$141,639	\$213,160	\$150,000	\$170,000	\$20,000
Telephone	10001020-51050			\$800		-\$800
Maintenance Contracts	10001020-51110				\$9,000	\$9,000
Equipment Maintenance	10001020-51120			\$500	\$1,000	\$500
Rental of Equipment	10001020-51140	\$3,246	\$3,272	\$3,000	\$3,000	\$0
Professional Services	10001020-51160	\$23,318	\$55,600	\$19,000	\$50,000	\$31,000
Books & Subscriptions	10001020-51310	\$4,498	\$12,111	\$2,405	\$12,000	\$9,595
Education & Training	10001020-51320	\$11,536	\$14,754	\$3,763	\$15,000	\$11,237
Bonding	10001020-51530			\$2,000	\$2,000	\$0
Bank Fees	10001020-51989	\$172,075	\$278,403	\$340,000	\$300,000	-\$40,000
<b>Total General Government:</b>		<b>\$419,500</b>	<b>\$652,440</b>	<b>\$579,968</b>	<b>\$640,000</b>	<b>\$60,032</b>
<b>Total Purchased Services:</b>		<b>\$419,500</b>	<b>\$652,440</b>	<b>\$579,968</b>	<b>\$640,000</b>	<b>\$60,032</b>
<b>Supplies</b>						



Name	Account ID	FY2019 Actuals	FY2020 Actuals	FY2021 Adopted	FY2022 Proposed	FY2021 Adopted vs. FY2022 Proposed (\$ Change)
<b>General Government</b>						
Supplies & Materials	10001020-52010	\$13,950	\$18,012	\$14,000	\$29,000	\$15,000
Equipment, Non-Capital	10001020-52612	\$2,633	\$11,861	\$2,000	\$17,610	\$15,610
<b>Total General Government:</b>		<b>\$16,583</b>	<b>\$29,874</b>	<b>\$16,000</b>	<b>\$46,610</b>	<b>\$30,610</b>
<b>Total Supplies:</b>		<b>\$16,583</b>	<b>\$29,874</b>	<b>\$16,000</b>	<b>\$46,610</b>	<b>\$30,610</b>
<b>Capital Outlay</b>						
<b>General Government</b>						
Equipment, Capital	10001020-54200		\$12,971	\$0	\$7,254	\$7,254
Buildings & Improvements	10001020-54420		\$4,180			\$0
<b>Total General Government:</b>			<b>\$17,151</b>		<b>\$7,254</b>	<b>\$7,254</b>
<b>Total Capital Outlay:</b>			<b>\$17,151</b>		<b>\$7,254</b>	<b>\$7,254</b>
<b>Other Expenditures</b>						
<b>General Government</b>						
Credit Card Fees	10001020-57900	\$358,905	\$161,609	\$300,000	\$375,000	\$75,000
<b>Total General Government:</b>		<b>\$358,905</b>	<b>\$161,609</b>	<b>\$300,000</b>	<b>\$375,000</b>	<b>\$75,000</b>
<b>Total Other Expenditures:</b>		<b>\$358,905</b>	<b>\$161,609</b>	<b>\$300,000</b>	<b>\$375,000</b>	<b>\$75,000</b>
<b>Total Expense Objects:</b>		<b>\$1,512,356</b>	<b>\$1,729,845</b>	<b>\$1,712,170</b>	<b>\$2,276,591</b>	<b>\$564,421</b>

## Performance Measures

- o Achieved a collection rate of 91.84% as of March 31, 2021.
- o Generated over 425,000 current and delinquent tax bills, and processed over 330,000 payments.
- o Handled more than 50,000 customer calls and inquiries.
- o Earned over \$5 million in investment earnings.



## Budget Highlights and Special Notes

The Treasurer's Office 21/22 FY budget reflects the funds needed to continue providing a high-quality customer experience for current customers as well as new customers who have decided to call Beaufort County home. The increase in population and property ownership results in more tax bills, increased payment volumes, and a greater need for innovative customer care. The requested funding will allow us to successfully address these increases in a manner that put customer needs first and maintains a high collection rate.



# Veterans Affairs

## Mission Statement

Our mission is to assist the Beaufort County veteran population and their dependents in obtaining their fullest Department of Veterans Affairs and state of South Carolina benefits.

## Goals and Objectives

- Replace a Veteran Counselor that resigned April 1, 2021; and
- Maintain service complaint level to less than one percent (1%).

## Department Description

Counsels, advises and assists military service veterans, veteran's survivors, and their dependents in obtaining benefits provided for them by Federal, State, and County laws as supervisor of the county's Office of Veterans Affairs. This position is required to sort through detailed evidence and prioritize complex issues during each client encounter. All client encounters are confidential, with files governed by the USDVA and Health Insurance Portability and Accountability Act of 1996 (HIPPA) (Public Law 104-191) regulations. Veteran benefits are dependent upon timely submission of a claim plus supporting documentation. Monetary benefits erode as the submission timeline is delayed. Each client who walks through our door has a unique and demanding benefit issue, which can require an inordinate amount of time, flexibility, and attentiveness. Each client may present multiple issues during the initial or subsequent encounters, which may or may not impact the claims as currently structured. Veteran issues are generally complex and often involve events, which are long past, requiring detailed problem-solving skills. Our customer base is defined as veterans and their dependents. These are the only people we assist in this department. All of the above is accomplished with one (1) director, one (1) veteran counselor, and one (1) administrative tech.

## Performance Measures

South Carolina Veterans Affairs requires a semi-annual report detailing data related to veteran contacts and claims submitted. In 2020, this office had 3,212 contacts with veterans and dependents and 895 disability claims submitted. Because of COVID-19, we were not able to have direct contact with our veteran population. The number of claims submitted reflect the lockdown situation.

## Budget Highlights and Special Notes

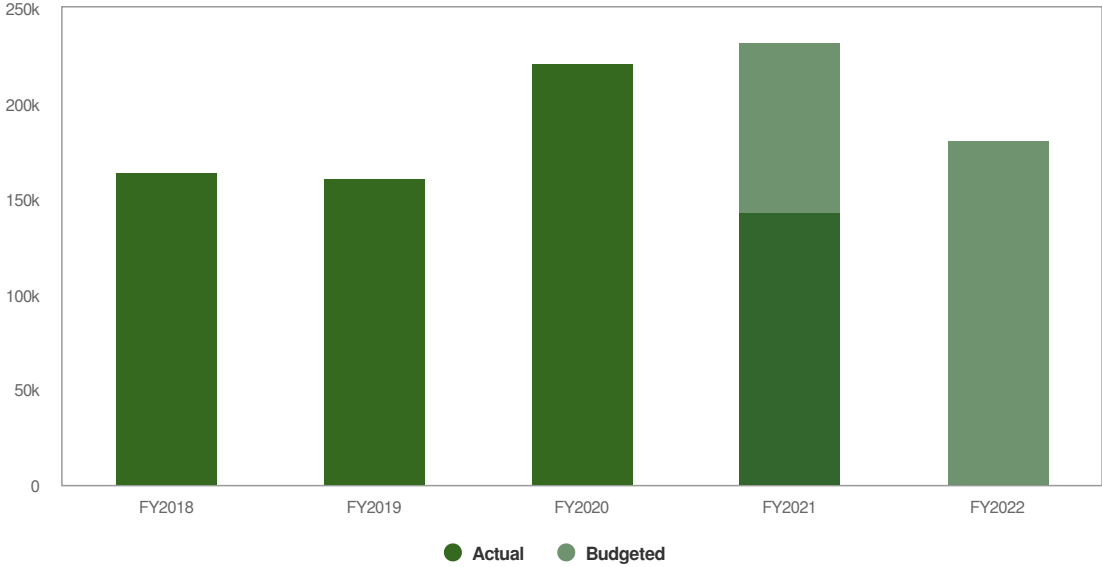
The veteran population continues to grow in Beaufort County. The veteran population with dependents is now estimated at 65,000. This ranks Beaufort County among the top five counties in South Carolina for veteran population. It has been most notable in Sun City where we visit twice a month to work with veterans in that community. The latest data of VA expenditures is Fiscal Year 2019, which shows Beaufort County has 24,540 veterans receiving tax-free compensation in the amount of \$97,368,000. Total VA FY19 expenditures in Beaufort County was \$155,021,000.

## Expenditures Summary

**\$181,182** **-\$51,037**  
(-21.98% vs. prior year)

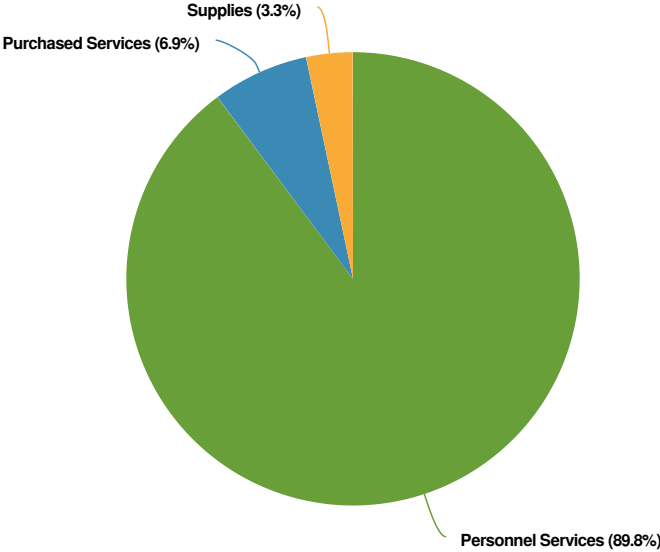


Veterans Affairs Proposed and Historical Budget vs. Actual

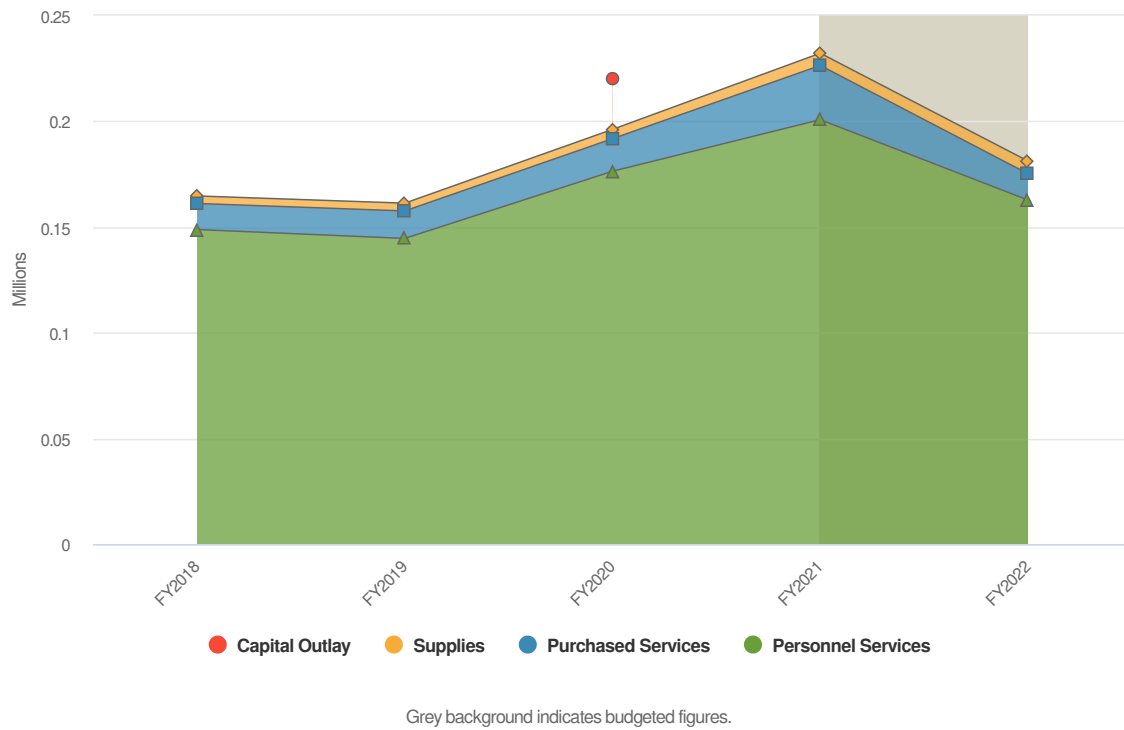


Expenditures by Expense Type

Budgeted Expenditures by Expense Type



### Budgeted and Historical Expenditures by Expense Type



Name	Account ID	FY2019 Actuals	FY2020 Actuals	FY2021 Adopted	FY2022 Proposed	FY2021 Adopted vs. FY2022 Proposed (\$ Change)
<b>Expense Objects</b>						
<b>Personnel Services</b>						
<b>Public Welfare</b>						
Salaries & Wages	10001500-50020	\$118,370	\$143,511	\$164,831	\$131,005	-\$33,826
Employer FICA	10001500-50100	\$7,232	\$8,749	\$10,239	\$8,122	-\$2,117
Employer Medicare	10001500-50110	\$1,691	\$2,046	\$2,395	\$1,900	-\$495
Employer SC Retirement	10001500-50120	\$17,280	\$22,061	\$23,299	\$21,695	-\$1,604
<b>Total Public Welfare:</b>		<b>\$144,573</b>	<b>\$176,367</b>	<b>\$200,764</b>	<b>\$162,722</b>	<b>-\$38,042</b>
<b>Total Personnel Services:</b>		<b>\$144,573</b>	<b>\$176,367</b>	<b>\$200,764</b>	<b>\$162,722</b>	<b>-\$38,042</b>
<b>Purchased Services</b>						
<b>Public Welfare</b>						
Printing	10001500-51010	\$185	\$1,301	\$1,350	\$1,350	\$0
Postage	10001500-51030	\$1,248	\$1,020	\$1,800	\$1,800	\$0
Telephone	10001500-51050			\$4,895		-\$4,895





Name	Account ID	FY2019 Actuals	FY2020 Actuals	FY2021 Adopted	FY2022 Proposed	FY2021 Adopted vs. FY2022 Proposed (\$ Change)
Rental of Equipment	10001500-51140	\$766	\$772	\$960	\$960	\$0
Rental of Buildings	10001500-51150	\$3,600	\$3,600	\$12,000		-\$12,000
Vehicle Maintenance	10001500-51300	\$696	\$3,036	\$550	\$750	\$200
Books & Subscriptions	10001500-51310	\$349	\$336	\$600	\$600	\$0
Education & Training	10001500-51320	\$6,170	\$3,731	\$3,500	\$7,000	\$3,500
Insurance, Vehicles	10001500-51500		\$1,603			\$0
<b>Total Public Welfare:</b>		<b>\$13,015</b>	<b>\$15,399</b>	<b>\$25,655</b>	<b>\$12,460</b>	<b>-\$13,195</b>
<b>Total Purchased Services:</b>		<b>\$13,015</b>	<b>\$15,399</b>	<b>\$25,655</b>	<b>\$12,460</b>	<b>-\$13,195</b>
<b>Supplies</b>						
<b>Public Welfare</b>						
Supplies & Materials	10001500-52010	\$2,995	\$2,095	\$4,100	\$4,000	-\$100
Fuels & Lubricants	10001500-52500	\$682	\$646	\$1,400	\$1,700	\$300
Equipment, Non-Capital	10001500-52612		\$1,671	\$300	\$300	\$0
<b>Total Public Welfare:</b>		<b>\$3,677</b>	<b>\$4,413</b>	<b>\$5,800</b>	<b>\$6,000</b>	<b>\$200</b>
<b>Total Supplies:</b>		<b>\$3,677</b>	<b>\$4,413</b>	<b>\$5,800</b>	<b>\$6,000</b>	<b>\$200</b>
<b>Capital Outlay</b>						
<b>Public Welfare</b>						
Vehicles	10001500-54000		\$24,345			\$0
<b>Total Public Welfare:</b>			<b>\$24,345</b>			<b>\$0</b>
<b>Total Capital Outlay:</b>			<b>\$24,345</b>			<b>\$0</b>
<b>Total Expense Objects:</b>		<b>\$161,265</b>	<b>\$220,524</b>	<b>\$232,219</b>	<b>\$181,182</b>	<b>-\$51,037</b>



# Voter Registration / Elections

## Mission Statement

The mission of the Board of Voter Registration and Elections of Beaufort County is to avail and ensure that every eligible citizen has the opportunity to register to vote, and have confidence that they are participating in elections that are secure, efficient, fair, impartial, accurate, and conducted with the utmost integrity, and in accordance with the U.S. Constitution and the South Carolina Code of Laws.

## Goals and Objectives

- Continue to solicit an upgrade to the Bluffton Satellite office to be more secure, or be relocated to another facility that is more visible and accessible to the public. The existing location is being shared with an after-school program and a senior citizen program. The installation of security devices is necessary to fully protect staff and the election equipment, due to its isolated location;
- Prepare for the Reprecincting/Reapportionment process after the results of the 2020 Census. Additional precincts will need to be created due to the overcrowding in existing precincts and the steady increase in Beaufort County's population; and
- Seek additional storage to better accommodate voting equipment, processing voters, and processing absentee ballots with transparency. Equipment storage will continue to be an issue as new voting equipment is acquired to accommodate Beaufort County's growing population. Additional property is also needed to address the parking crisis during in-person absentee voting at the main office.

## Department Description

The department consists of eleven (11) full-time staff providing services to the registered voters in the County. Staff are tasked with administering cost-efficient elections involving offices at the Federal, state, county, municipal, and service district levels with the highest integrity. This includes, but is not limited to:

- a. Maintaining an accurate Voter Registration database;
- b. Assisting aspiring candidates and political parties through dissemination of accurate information regarding requirements for candidacy and statutory filing deadlines;
- c. Training poll workers on an initial and recurring basis, and ensuring that poll worker databases remain current;
- d. Holding public Board meetings to make the administration of voter registration and elections a transparent process for Beaufort County residents;
- e. Providing subject matter expertise for citizens and public officials alike with regard to the election process;
- f. Ensuring all voting machinery and associated technology remains serviceable and current, with the assurance of reporting accurate vote totals;
- g. Entering into agreements with Beaufort County municipalities, school board, and public service districts to assist with elections to the extent necessary to ensure elections are conducted fairly and in accordance with public law;
- h. Conducting protest hearings as prescribed by the South Carolina Code of Laws; and
- i. Certifying election results and reporting results to the public and to the South Carolina Election Commission.

Voter's Registration ensures Board members and staff are current on election law and procedures through formal state training certification and other professional development opportunities. They also assist the South Carolina Election Commission in testing and evaluation of new election technologies and planned changes in election processes and support activities.

## Performance measures

- New Voter Registration: 6,166
- Voter Registration Changes: 72,089
- Elections Conducted: 3
- In-Person Voters: 33,591
- Absentee Ballots: 23,292
- Temporary Election Workers: 615

## Budget highlights and special notes

In 2020, the Voter Registration and Elections department successfully conducted three (3) major elections, two (2) of which were in the midst of the COVID-19 pandemic. We were met with unprecedented challenges because of the pandemic. As a result of hard work and creative determination, these elections were completed successfully, accurately, and in a timely manner. It took

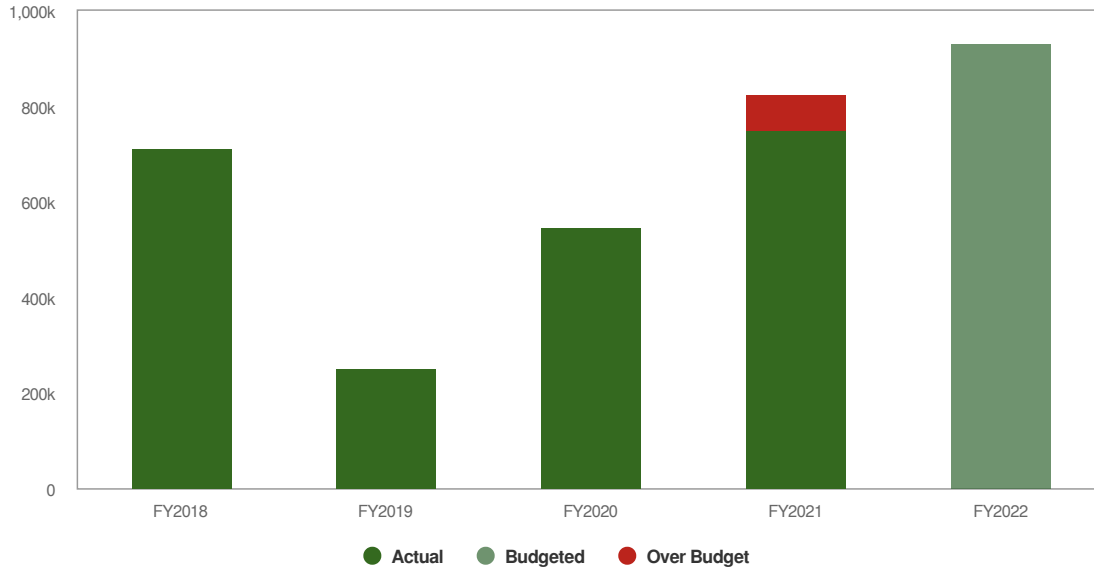


tremendous effort, energy, and personal sacrifice from the entire staff to accomplish this monumental task. With Voter Registration and Elections being classified by the Federal Government as “critical infrastructure”, our doors are never closed to the public.

## Expenditures Summary

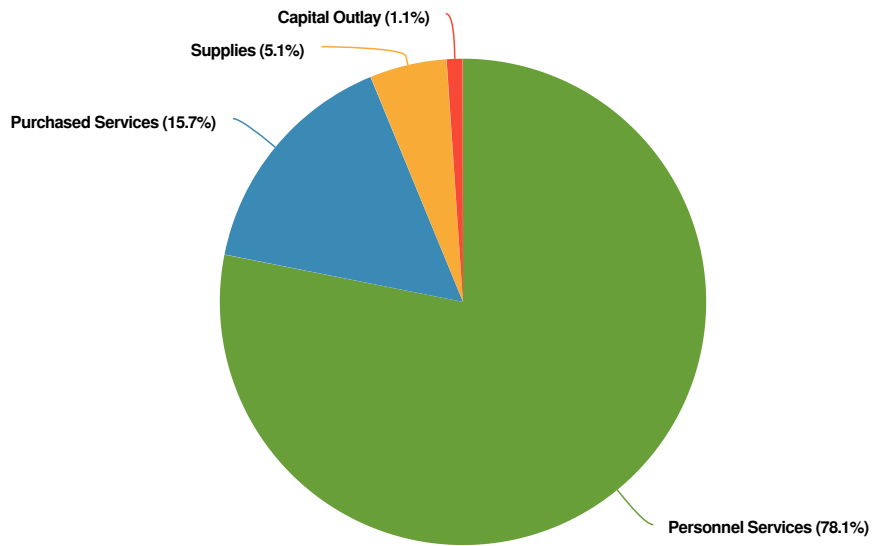
**\$935,486** **\$184,839**  
(24.62% vs. prior year)

Voter Registration / Elections Proposed and Historical Budget vs. Actual

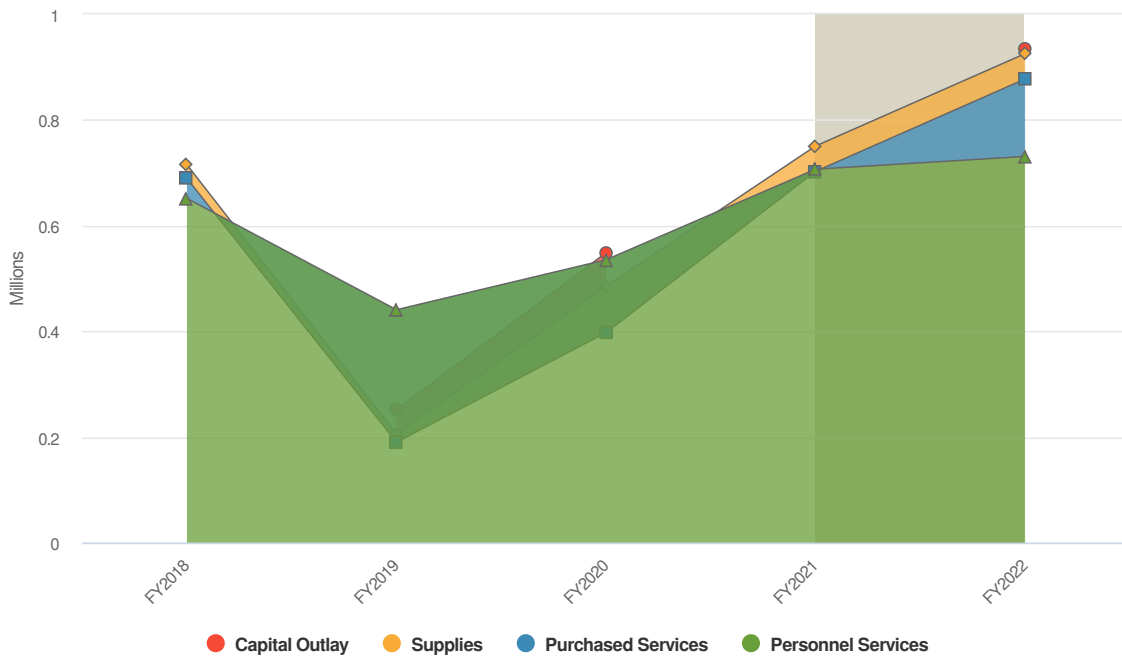


# Expenditures by Expense Type

## Budgeted Expenditures by Expense Type



## Budgeted and Historical Expenditures by Expense Type



Grey background indicates budgeted figures.



Name	Account ID	FY2019 Actuals	FY2020 Actuals	FY2021 Adopted	FY2022 Proposed	FY2021 Adopted vs. FY2022 Proposed (\$ Change)
<b>Expense Objects</b>						
<b>Personnel Services</b>						
<b>General Government</b>						
Salaries & Wages	10001143-50020	\$342,764	\$408,693	\$589,385	\$543,585	-\$45,800
Overtime	10001143-50060	\$23,021	\$33,125	\$10,000	\$45,000	\$35,000
Employer FICA	10001143-50100	\$20,785	\$25,007	\$30,158	\$36,492	\$6,334
Employer Medicare	10001143-50110	\$4,861	\$5,849	\$7,073	\$8,358	\$1,285
Employer SC Retirement	10001143-50120	\$49,337	\$62,602	\$70,005	\$97,470	\$27,465
Employer PO Retirement	10001143-50130			\$100		-\$100
<b>Total General Government:</b>		<b>\$440,767</b>	<b>\$535,276</b>	<b>\$706,721</b>	<b>\$730,905</b>	<b>\$24,184</b>
<b>Total Personnel Services:</b>		<b>\$440,767</b>	<b>\$535,276</b>	<b>\$706,721</b>	<b>\$730,905</b>	<b>\$24,184</b>
<b>Purchased Services</b>						
<b>General Government</b>						
Advertising	10001143-51000	\$5,461	\$5,575	\$19,000	\$19,000	\$0
Printing	10001143-51010	\$11,897	\$13,270	\$16,000	\$16,000	\$0
Postage	10001143-51030	\$12,045	\$20,369	\$19,659	\$70,271	\$50,612
Telephone	10001143-51050			\$9,000		-\$9,000
Maintenance Contracts	10001143-51110				\$83,810	\$83,810
Equipment Maintenance	10001143-51120			\$3,500	\$3,500	\$0
Rental of Equipment	10001143-51140	\$7,467	\$10,997	\$18,000	\$18,000	\$0
Rental of Buildings	10001143-51150	\$100	\$378	\$0		\$0
Professional Services	10001143-51160			\$2,000		-\$2,000
Non-Professional Services	10001143-51170	\$25	\$378	\$2,000	\$4,000	\$2,000
Vehicle Maintenance	10001143-51300	\$1,237	\$896	\$5,000		-\$5,000
Books & Subscriptions	10001143-51310	\$1,719	\$1,485	\$1,653	\$2,000	\$347
Education & Training	10001143-51320	\$32,465	\$30,252	\$22,500	\$45,000	\$22,500
Insurance, Vehicles	10001143-51500		\$4,252			\$0



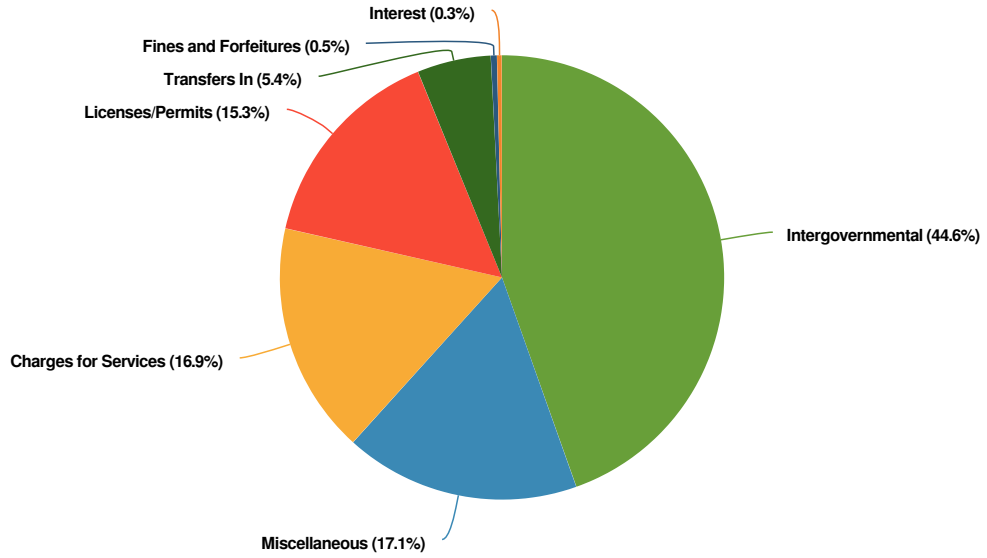
Name	Account ID	FY2019 Actuals	FY2020 Actuals	FY2021 Adopted	FY2022 Proposed	FY2021 Adopted vs. FY2022 Proposed (\$ Change)
Elections Reimbursement	10001143-51990	-\$323,178	-\$225,634	-\$122,386	-\$115,000	\$7,386
<b>Total General Government:</b>		<b>-\$250,763</b>	<b>-\$137,781</b>	<b>-\$4,074</b>	<b>\$146,581</b>	<b>\$150,655</b>
<b>Total Purchased Services:</b>		<b>-\$250,763</b>	<b>-\$137,781</b>	<b>-\$4,074</b>	<b>\$146,581</b>	<b>\$150,655</b>
<b>Supplies</b>						
<b>General Government</b>						
Supplies & Materials	10001143-52010	\$13,893	\$31,655	\$30,000	\$30,000	\$0
Fuels & Lubricants	10001143-52500	\$1,846	\$2,236	\$4,500	\$4,500	\$0
Equipment, Non-Capital	10001143-52612	\$159	\$54,194	\$13,500	\$13,500	\$0
<b>Total General Government:</b>		<b>\$15,898</b>	<b>\$88,084</b>	<b>\$48,000</b>	<b>\$48,000</b>	<b>\$0</b>
<b>Total Supplies:</b>		<b>\$15,898</b>	<b>\$88,084</b>	<b>\$48,000</b>	<b>\$48,000</b>	<b>\$0</b>
<b>Capital Outlay</b>						
<b>General Government</b>						
Vehicles	10001143-54000	\$24,551	\$36,618			\$0
Equipment, Capital	10001143-54200	\$21,019	\$26,426	\$0	\$10,000	\$10,000
<b>Total General Government:</b>		<b>\$45,570</b>	<b>\$63,044</b>	<b>\$0</b>	<b>\$10,000</b>	<b>\$10,000</b>
<b>Total Capital Outlay:</b>		<b>\$45,570</b>	<b>\$63,044</b>	<b>\$0</b>	<b>\$10,000</b>	<b>\$10,000</b>
<b>Total Expense Objects:</b>		<b>\$251,473</b>	<b>\$548,623</b>	<b>\$750,647</b>	<b>\$935,486</b>	<b>\$184,839</b>



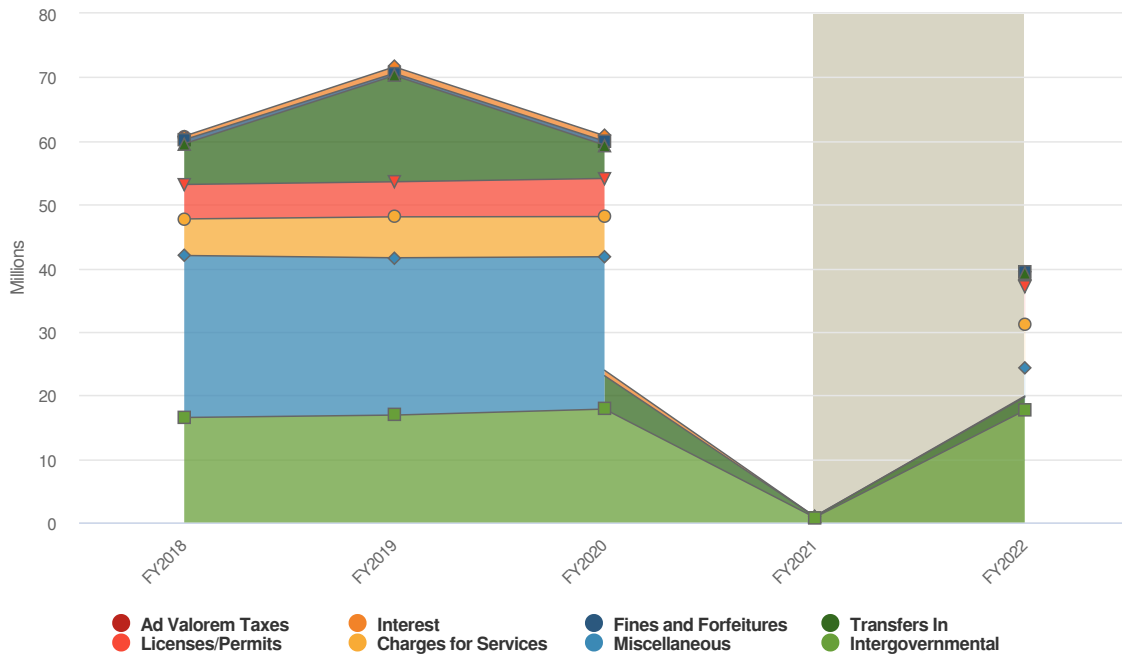
# Special Revenue Funds

## Revenues by Source

Projected 2022 Revenues by Source



### Budgeted and Historical 2022 Revenues by Source



Grey background indicates budgeted figures.

Name	Account ID	FY2019 Actuals	FY2020 Actuals	FY2021 Adopted	FY2022 Proposed	FY2021 Adopted vs. FY2022 Proposed (\$ Change)
<b>Revenue Source</b>						
<b>Licenses/Permits</b>						
Accommodations Tax	20010001-42320	\$1,237,638	\$1,228,094		\$1,400,000	\$1,400,000
Hospitality Tax	20020001-42330	\$2,332,813	\$2,309,961		\$2,400,000	\$2,400,000
Admission Tax	20100001-42340	\$1,913,055	\$2,422,723		\$2,200,000	\$2,200,000
Hazardous Materials Licenses	22020001-42100	\$31,550	\$33,300		\$35,000	\$35,000
<b>Total Licenses/Permits:</b>		<b>\$5,515,056</b>	<b>\$5,994,078</b>		<b>\$6,035,000</b>	<b>\$6,035,000</b>
<b>Intergovernmental</b>						
Accommodations Tax	20000001-43220	\$824,968	\$823,568			\$0
ACCOMMD'TN TX FNDS-STATE	20000001-43320				\$860,000	\$860,000
FEMA Grant	20010001-43410	\$12,004				\$0
SCEMD	20010001-43450	\$4,001				\$0
City of Beaufort	20020001-43670	\$163,700				\$0





Name	Account ID	FY2019 Actuals	FY2020 Actuals	FY2021 Adopted	FY2022 Proposed	FY2021 Adopted vs. FY2022 Proposed (\$ Change)
FC Title IV-D Incentive	21000001-43285	\$58,432	\$65,379	\$50,000	\$50,000	\$0
COC Child Support Unit Costs	21010001-43280	\$274,485	\$298,203	\$250,000	\$250,000	\$0
Public Defender Stipend	21100001-43220	\$1,095,913	\$1,012,316		\$1,000,000	\$1,000,000
Public Defender State Reim	21100001-43225	\$20,545	\$65,640			\$0
Emergency Preparedness	22010001-43210	\$727,993	\$2,096,531		\$725,000	\$725,000
Grant Revenues	22020001-43920	\$18,894	\$0		\$20,000	\$20,000
State Grants	22210001-43770	\$15,237	\$15,237			\$0
State Grants	22420001-43770	\$68,089				\$0
Federal Grants	22420001-43780		\$94,640	\$0	\$60,200	\$60,200
Town of HHI	22510001-43670	\$63,542	\$63,542			\$0
BCSD Revenues	22530001-43660	\$414,930	\$393,901	\$415,000	\$527,186	\$112,186
CEC Revenues	22530001-43665	\$69,964	\$69,557	\$70,000	\$73,115	\$3,115
Grant Revenues	22590001-43920	\$14,223	\$8,679			\$0
State Grants	22620001-43770	\$62,096	\$67,585			\$0
TOWN OF HILTON HEAD REVENUES	22800001-43680				\$4,768,201	\$4,768,201
State "C" Highway Funds	23430001-43050	\$2,938,563	\$2,598,312		\$2,447,801	\$2,447,801
SCDHEC Grant	23440001-43750	\$63,674	\$73,672			\$0
Solid Waste Tire Fees	23450001-43310	\$104,918	\$103,816		\$104,000	\$104,000
SCDHEC Grant	23480001-43750	\$8,987	\$4,750		\$0	\$0
SCDHEC Grant	23490001-43750	\$66,661	\$32,224		\$5,000	\$5,000
Grant Revenues	23520002-43920	\$23,750	\$16,500			\$0
DAODAS State Special Grant	24010001-43625		\$40,000			\$0
DAODOS Federal Block Grant	24020001-43600	\$29,007	\$29,007		\$29,007	\$29,007
DAODOS State Block Grant	24020001-43610	\$6,308	\$6,308		\$6,308	\$6,308
DAODOS COLAS/ Merit	24020001-43620	\$9,906	\$10,261		\$10,261	\$10,261
State Mini Bottle Funds	24030001-43030	\$92,585	\$80,603		\$61,616	\$61,616



Name	Account ID	FY2019 Actuals	FY2020 Actuals	FY2021 Adopted	FY2022 Proposed	FY2021 Adopted vs. FY2022 Proposed (\$ Change)
DAODOS Federal Block Grant	24030001-43600	\$1,753	\$9,505		\$9,043	\$9,043
DAODOS COLAS/ Merit	24030001-43620	\$2,568	\$2,660		\$2,660	\$2,660
SCHOOL DISTRICT	24030001-43660				\$11,250	\$11,250
State Mini Bottle Funds	24040001-43030	\$92,585	\$80,603		\$61,616	\$61,616
DAODOS Federal Block Grant	24040001-43600	\$221,658	\$248,141		\$205,650	\$205,650
DAODOS COLAS/ Merit	24040001-43620	\$14,676	\$15,201		\$15,202	\$15,202
DAODAS State Special Grant	24040001-43625	\$0	\$158			\$0
A&D Step-up Program	24040001-43635	\$6,611	\$5,679		\$3,600	\$3,600
State Mini Bottle Funds	24050001-43030	\$92,585	\$80,603		\$61,616	\$61,616
DAODOS Federal Block Grant	24050001-43600	\$98,061	\$117,300		\$115,800	\$115,800
DAODAS FED BLK - STATE FUNDS	24050001-43605				\$1,500	\$1,500
DAODOS COLAS/ Merit	24050001-43620	\$6,971	\$7,221		\$7,221	\$7,221
BCSD Revenues	24050001-43660	\$12,000				\$0
DAODAS SBIRT Funds	24060001-43640		\$2,350			\$0
State Mini Bottle Funds	24070001-43030	\$92,585	\$80,603		\$61,616	\$61,616
DAODOS Federal Block Grant	24070001-43600	\$53,925	\$47,758		\$43,744	\$43,744
DAODOS COLAS/ Merit	24070001-43620	\$2,568	\$2,660		\$2,660	\$2,660
DAODAS Mat Med Reim	24080001-43645		\$21,310		\$11,270	\$11,270
DAODAS MAT PHARMACY REIMBURSEMENT	24080001-43646				\$35,062	\$35,062
DAODAS SBIRT Funds	24090001-43640		\$1,582		\$64,589	\$64,589
DAODAS SBIRT Funds	24100001-43640		\$4,963		\$0	\$0
DAODAS State Special Grant	24110001-43625		\$7,125		\$0	\$0
DAODAS STATE SPECIAL GRANTS	24120001-43625				\$83,050	\$83,050
DAODAS Peer Support Reim	24120001-43647		\$8,012			\$0
DAODAS PS2 Grant Reimbursement	24130001-43647				\$15,713	\$15,713
SCDSN Contract	24420001-43530	\$2,492,596	\$2,667,927		\$945,092	\$945,092



Name	Account ID	FY2019 Actuals	FY2020 Actuals	FY2021 Adopted	FY2022 Proposed	FY2021 Adopted vs. FY2022 Proposed (\$ Change)
SCDOT GRANT REVENUE	24420001-43540				\$50,000	\$50,000
SCDSN Contract	24430001-43530	\$103,463	\$77,793		\$70,733	\$70,733
SCDSN Contract	24440001-43530	\$351,506	\$236,928		\$283,640	\$283,640
SCDSN Contract	24450001-43530	\$700	\$0		\$2,000	\$2,000
SCDSN Contract	24470001-43530	\$1,030,767	\$64,172			\$0
SCDSN Contract	24480001-43530	\$363,023	\$128,295		\$125,000	\$125,000
SCDHHS Billing	24480001-43560		\$278,806		\$325,900	\$325,900
SCDSN Contract	24490001-43530	\$0	\$4,500			\$0
SCDSN Contract	24500001-43530	\$1,827,899	\$3,009,822		\$287,340	\$287,340
SCDDSN CONTRACT LITTLE CAPERS	24500001-43531				\$273,040	\$273,040
SCDDSN CONTRACT PEYTON	24500001-43532				\$273,040	\$273,040
SCDDSN CONTRACT FRASER	24500001-43533				\$255,872	\$255,872
SCDDSN CONTRACT CHLOE	24500001-43534				\$290,207	\$290,207
SCDDSN CONTRACT LAKE CROSSING	24500001-43535				\$238,705	\$238,705
SCDDSN CONTRACT PINECREST	24500001-43536				\$255,872	\$255,872
SCDDSN CONTRACT CENTER	24500001-43537				\$290,207	\$290,207
SCDDSN CONTRACT WADDELL	24500001-43538				\$255,872	\$255,872
SCDDSN CONTRACT DEANNE	24500001-43539				\$255,872	\$255,872
SCDDSN CONTRACT BOSTICK	24500001-43540				\$238,705	\$238,705
SCDSN Contract	24510001-43530	\$302,856	\$415,162		\$321,720	\$321,720
SCDSN Contract	24530001-43530	\$26,473	\$27,873		\$28,841	\$28,841
SCDSN Contract	24550001-43530	\$61,533	\$66,378		\$12,000	\$12,000
SCDSN Contract	24580001-43530	\$193,386	\$191,506		\$175,000	\$175,000
SCDSN Contract	24600001-43530	\$41,686	\$38,644			\$0
State Grants	25030001-43770	\$197,202	\$197,232		\$197,232	\$197,232
CDBG Grant	25440001-43710	\$751,485	\$238,515			\$0



Name	Account ID	FY2019 Actuals	FY2020 Actuals	FY2021 Adopted	FY2022 Proposed	FY2021 Adopted vs. FY2022 Proposed (\$ Change)
Federal Grants	25450001-43780	\$388,058	\$421,098			\$0
State Grants	25460001-43770	\$80,000	\$0			\$0
DAUFUSKIE FERRY GRANT	25460001-43790				\$80,000	\$80,000
State Lottery	26210001-43261	\$21,739				\$0
State Aid Library	26290001-43260	\$283,908	\$324,556			\$0
LSTA Grant Revenue	26320001-43730	\$2,094				\$0
PALS PARD	26700001-43500	\$50,000				\$0
State Grants	27010001-43770		\$250,000			\$0
STATE GRANT FUNDS	27100003-43770				\$45,344	\$45,344
Federal Grants	27130002-43780	\$75,898				\$0
State Grants	27160002-43770		\$63,314			\$0
FEDERAL GRANT FUNDS	27160003-43780				\$3,880	\$3,880
Federal Grants	27160004-43780		\$29,374		\$5,890	\$5,890
FEDERAL GRANT FUNDS	27170002-43780				\$26,677	\$26,677
Federal Grants	27190003-43780	\$20,528	\$2,448			\$0
Federal Grants	27190004-43780	\$7,971	\$5,216			\$0
Federal Grants	27190005-43780	\$33,242				\$0
Federal Grants	27190014-43780	\$20,820				\$0
STATE GRANT FUNDS	27210002-43770				\$752	\$752
STATE GRANT FUNDS	27220002-43770				\$1,570	\$1,570
Federal Grants	27280005-43780		\$46,060			\$0
FEDERAL GRANT FUNDS	27280006-43780				\$17,289	\$17,289
Federal Grants	27290002-43780		\$32,991			\$0
Federal Grants	27290003-43780		\$32,727			\$0
Federal Grants	27310003-43780	\$818				\$0
Federal Grants	27310004-43780	\$10,000	\$35,000			\$0



Name	Account ID	FY2019 Actuals	FY2020 Actuals	FY2021 Adopted	FY2022 Proposed	FY2021 Adopted vs. FY2022 Proposed (\$ Change)
Federal Grants	27310005-43780		\$39,510			\$0
FEDERAL GRANT FUNDS	27310006-43780				\$35,000	\$35,000
FEDERAL GRANT FUNDS	27310007-43780				\$134,669	\$134,669
Federal Grants	27320002-43780		\$74,000			\$0
Federal Grants	27330001-43780	\$5,001				\$0
Federal Grants	27330002-43780	\$67,167				\$0
Federal Grants	27330003-43780	\$36,497				\$0
Federal Grants	27330004-43780	\$492				\$0
Federal Grants	27330005-43780	\$75,925	\$5,000			\$0
<b>Total Intergovernmental:</b>		<b>\$16,876,654</b>	<b>\$17,818,518</b>	<b>\$785,000</b>	<b>\$17,613,518</b>	<b>\$16,828,518</b>
<b>Charges for Services</b>						
Treasurer Execution Fees	20110001-44210	\$1,241,718	\$993,325		\$1,900,000	\$1,900,000
E-911 Telephone Charges	22010001-44670	\$479,130	\$441,548		\$500,000	\$500,000
E-911 Telephone Charges P2	22010001-44680	\$732,764	\$1,067,365		\$700,000	\$700,000
SHERIFF'S SRVCS-TOWN H H	22520001-44700				\$15,000	\$15,000
Sheriff's Services	22520001-44710	\$257,304	\$205,552		\$129,600	\$129,600
County Real Est Transfer Fees	23220001-44070	\$2,700	\$4,500			\$0
County Real Est Transfer Fees	23240001-44070	\$3,104	\$12,416			\$0
Vehicle Fee	23420001-44250	\$2,765,440	\$2,772,732		\$2,566,619	\$2,566,619
A&D Fees	24020001-44600	\$170,319	\$103,706		\$92,217	\$92,217
AEP Books	24020001-44602	\$425	\$375			\$0
MEDICAID PAYMENTS	24030001-44640				\$1,470	\$1,470
MCO INSURANCE PAYMENTS	24030001-44645				\$15,417	\$15,417
PRIVATE INSURANCE PAYMENTS	24030001-44646				\$617	\$617
ALCOHOL/DRUG FEES	24030011-44600				\$6,331	\$6,331
A&D Fees	24040001-44600	\$153,477	\$64,117		\$93,517	\$93,517



Name	Account ID	FY2019 Actuals	FY2020 Actuals	FY2021 Adopted	FY2022 Proposed	FY2021 Adopted vs. FY2022 Proposed (\$ Change)
Medicaid Payments	24040001-44640	\$20,063	\$14,464		\$3,986	\$3,986
Healthy Outcomes Program	24040001-44642	\$47,286	\$47,286		\$47,286	\$47,286
MCO Insurance Payments	24040001-44645		\$71,753		\$27,121	\$27,121
Private Ins Payments	24040001-44646		\$15,571		\$6,120	\$6,120
ALCOHOL/DRUG FEES	24070001-44600				\$19,413	\$19,413
MEDICAID PAYMENTS	24070001-44640				\$4,147	\$4,147
MCO INSURANCE PAYMENTS	24070001-44645				\$6,684	\$6,684
PRIVATE INSURANCE PAYMENTS	24070001-44646				\$5,743	\$5,743
ALCOHOL/DRUG FEES	24090001-44600				\$11,750	\$11,750
MEDICAID PAYMENTS	24090001-44640				\$19,162	\$19,162
PRIVATE INSURANCE PAYMENTS	24090001-44646				\$7,050	\$7,050
Consumer Fees	24470001-44650	\$93,377				\$0
Consumer Fees	24500001-44650	\$206,321	\$317,510		\$337,900	\$337,900
Universal Staffing	25030001-44610	\$15,200	\$3,000		\$10,000	\$10,000
Internship Program	25030001-44620	\$3,800	\$1,900		\$0	\$0
Families First Contract	25030001-44630	\$71,578	\$47,600		\$56,000	\$56,000
Ridership Fees	25460001-44790	\$44,770	\$43,756		\$35,200	\$35,200
Special Purpose	26620001-44420	\$26,743	\$21,387		\$18,000	\$18,000
Center Admissions	26620001-44454	\$98,327	\$66,854		\$22,000	\$22,000
CENTER ADMISSIONS - BURTON WEL	26620001-44455				\$2,000	\$2,000
<b>Total Charges for Services:</b>		<b>\$6,433,843</b>	<b>\$6,316,716</b>		<b>\$6,660,350</b>	<b>\$6,660,350</b>
<b>Fines and Forfeitures</b>						
Late Penalties	20010001-45600	\$1,137	\$3,717		\$1,000	\$1,000
Late Penalties	20020001-45600	\$2,876	\$12,278			\$0
Tree Cutting Fines	20120001-45150	\$201,854	\$293,960		\$100,000	\$100,000
Bonds Escreatment	22510001-45030	\$44,336	\$30,186			\$0



Name	Account ID	FY2019 Actuals	FY2020 Actuals	FY2021 Adopted	FY2022 Proposed	FY2021 Adopted vs. FY2022 Proposed (\$ Change)
Magistrate Victim's Assistance	22510001-45110	\$101,819	\$84,499			\$0
Traffic Education Program	22510001-45130	\$7,700	\$5,880			\$0
Forfeitures	22560001-45400		\$20,381		\$20,000	\$20,000
DRUG SEIZURE FORFEITURE	22560002-45400				\$20,000	\$20,000
Forfeitures	22560003-45400		\$3,000		\$10,000	\$10,000
Forfeitures	22570001-45400		\$43,507		\$10,000	\$10,000
DRUG SEIZURE FORFEITURES	22570002-45400				\$10,000	\$10,000
Forfeitures	22570003-45400		\$117,080		\$10,000	\$10,000
<b>Total Fines and Forfeitures:</b>		<b>\$359,722</b>	<b>\$614,488</b>		<b>\$181,000</b>	<b>\$181,000</b>
<b>Interest</b>						
Interest	20010001-46010	\$53,712	\$49,312		\$50,000	\$50,000
Interest	20020001-46010	\$77,948	\$32,396		\$20,000	\$20,000
Interest	20100001-46010	\$18,773	\$20,688			\$0
Interest	20110001-46010	\$45,583	\$31,679		\$30,000	\$30,000
Interest	20120001-46010	\$16,550	\$23,120			\$0
Interest	21000001-46010	\$5,006	\$4,558	\$100	\$100	\$0
Interest	21010001-46010		\$8,348			\$0
Interest	21100001-46010	\$8,728	\$0			\$0
Interest	22010001-46010	\$57,271	\$49,224		\$10,000	\$10,000
Interest	22020001-46010	\$1,257	\$1,035		\$500	\$500
Interest	22030001-46010	\$251	\$195			\$0
Interest	22200001-46010	\$54	\$44			\$0
Interest	22410001-46010	\$1,816	\$1,990			\$0
Interest	22420001-46010	\$2,736	\$2,074			\$0
Interest	22510001-46010	\$8,155	\$7,238			\$0
Interest	22540001-46010	\$407	\$318			\$0



Name	Account ID	FY2019 Actuals	FY2020 Actuals	FY2021 Adopted	FY2022 Proposed	FY2021 Adopted vs. FY2022 Proposed (\$ Change)
Interest	22550001-46010	\$44	\$22			\$0
Interest	22560001-46010	\$1,825	\$1,614			\$0
Interest	22570001-46010	\$41	\$442			\$0
Interest	22580001-46010	\$2,031	\$1,583			\$0
Interest	22590001-46010	\$1,020	\$849			\$0
Interest	22600001-46010	\$660	\$469			\$0
Interest	22620001-46010	\$6,589	\$3,820			\$0
INTEREST ON INVESTMENTS	22800001-46010				\$1,500	\$1,500
Interest	23000001-46010	\$35,470	\$30,596		\$3,058	\$3,058
Interest	23020001-46010	\$219,264	\$199,008		\$20,000	\$20,000
Interest	23030001-46010	\$22,896	\$27,590		\$3,000	\$3,000
Interest	23240001-46010	\$4,039	\$3,201			\$0
Interest	23420001-46010	\$72,865	\$65,738			\$0
Interest	23430001-46010	\$96,199	\$61,988			\$0
Interest	24010001-46010	\$18,208	\$19,070			\$0
Interest	24410001-46010	\$76,945	\$71,423			\$0
Interest	25030001-46010	\$244	\$168			\$0
Interest	26000001-46010	\$5,722	\$5,093			\$0
Interest	26020001-46010	\$41,687	\$38,829			\$0
Interest	26030001-46010	\$9,361	\$7,746			\$0
Interest	26040001-46010	\$4,580	\$4,227			\$0
Interest	26060001-46010	\$341	\$305			\$0
Interest	26100001-46010	\$305	\$221			\$0
Interest	26130001-46010	\$3,428	\$2,666			\$0
Interest	26160001-46010	\$67	\$53			\$0
Interest	26520001-46010	\$85,998	\$80,156			\$0





Name	Account ID	FY2019 Actuals	FY2020 Actuals	FY2021 Adopted	FY2022 Proposed	FY2021 Adopted vs. FY2022 Proposed (\$ Change)
Interest	26530001-46010	\$692	\$610			\$0
Interest	26540001-46010	\$3,667	\$2,918			\$0
Interest	26550001-46010	\$933	\$721			\$0
Interest	26620001-46010	\$4,046	\$4,178			\$0
Interest	26630001-46010	\$55	\$44			\$0
<b>Total Interest:</b>		<b>\$1,017,468</b>	<b>\$867,567</b>	<b>\$100</b>	<b>\$138,158</b>	<b>\$138,058</b>
<b>Miscellaneous</b>						
Miscellaneous	20110001-47010	\$3,700	\$500			\$0
Trust Funds Received	20110001-47500	\$6,351	\$12,066		\$10,000	\$10,000
Contribution	20120002-47050		\$425,000			\$0
Contribution	20120003-47050		\$425,000			\$0
Contribution	20330001-47050	\$254,750	\$257,198			\$0
Contribution	20340001-47050	\$15,642,308	\$14,776,613			\$0
CONTRIBUTION - COLLETON	21100001-47040				\$234,901	\$234,901
Contribution	21100001-47050	\$426,401	\$522,496		\$47,500	\$47,500
CONTRIBUTION - JASPER	21100001-47060				\$119,000	\$119,000
CONTRIBUTION - ALLENDALE	21100001-47070				\$20,000	\$20,000
Trust Funds Received	22200001-47500	\$818	\$750			\$0
Trust Funds Received	22300001-47500	\$105	\$250		\$0	\$0
Trust Funds Received	22410001-47500	\$115,631	\$120,778		\$120,000	\$120,000
DONATIONS	22550001-47600				\$500	\$500
Trust Funds Received	22580001-47500	\$56,145	\$41,932			\$0
TRUST FUNDS RECEIVED - GEN	22580001-47503				\$57,000	\$57,000
TRUST FUNDS RECEIVED - SEX OFF	22580001-47504				\$10,000	\$10,000
Road Impact Fees	23000001-47940	\$306,365	\$263,697		\$537,050	\$537,050
Road Impact Fees	23020001-47940	\$4,127,982	\$4,038,750		\$2,970,727	\$2,970,727



Name	Account ID	FY2019 Actuals	FY2020 Actuals	FY2021 Adopted	FY2022 Proposed	FY2021 Adopted vs. FY2022 Proposed (\$ Change)
Miscellaneous	23030001-47010	\$206				\$0
Road Impact Fees	23030001-47940	\$869,525	\$464,685		\$407,000	\$407,000
Program Revenues	23110001-47020	\$12,000	\$12,000			\$0
Miscellaneous	23420001-47010	\$90,315	\$25,000			\$0
Contribution	23420001-47050		\$250,000			\$0
Sale of Compost Bins	23490001-47420	\$950	\$1,400		\$1,400	\$1,400
Miscellaneous	24050001-47010	\$550	\$725		\$500	\$500
Miscellaneous	24410001-47010	\$3,570	\$1,915		\$3,000	\$3,000
Miscellaneous	24420001-47620	\$223,688	\$111,714		\$150,000	\$150,000
Miscellaneous	24490001-47010	\$20,975				\$0
Miscellaneous	24490001-47620	\$0	\$27,760		\$22,409	\$22,409
Miscellaneous	25030001-47010	\$806				\$0
COSY	25030001-47120	\$15,001	\$14,000		\$15,000	\$15,000
Property Rental	25460001-47210	\$110,778	\$121,598			\$0
Library Impact Fees	26000001-47950	\$88,601	\$96,937		\$132,111	\$132,111
Library Impact Fees	26020001-47950	\$612,774	\$488,278		\$483,224	\$483,224
Library Impact Fees	26030001-47950	\$30,415	\$61,383		\$45,000	\$45,000
Library Impact Fees	26040001-47950	\$69,899	\$71,558		\$72,849	\$72,849
Library Impact Fees	26060001-47950	\$8,848	\$8,848		\$8,848	\$8,848
Trust Funds Received	26120001-47500	\$1,500				\$0
Trust Funds Received	26140001-47500	\$10,089				\$0
Del Webb Library Book	26160001-47630	\$135	\$540			\$0
PALS Impact Fees	26520001-47930	\$1,536,562	\$1,218,758		\$1,211,088	\$1,211,088
PALS Impact Fees	26530001-47930	\$9,666	\$13,722		\$10,126	\$10,126
PALS Impact Fees	26540001-47930	\$35,095	\$36,811		\$36,267	\$36,267
PALS Impact Fees	26550001-47930	\$36,735	\$36,735		\$39,318	\$39,318



Name	Account ID	FY2019 Actuals	FY2020 Actuals	FY2021 Adopted	FY2022 Proposed	FY2021 Adopted vs. FY2022 Proposed (\$ Change)
Donations	26620001-47650	\$3,281	\$30			\$0
Del Webb Boat Ramp	26630001-47640	\$40	\$160			\$0
<b>Total Miscellaneous:</b>		<b>\$24,732,560</b>	<b>\$23,949,588</b>		<b>\$6,764,818</b>	<b>\$6,764,818</b>
<b>Transfers In</b>						
Transfer In	21100001-49100	\$849,809	\$899,809		\$1,498,131	\$1,498,131
Transfer In	22510001-49100	\$32,777	\$31,573			\$0
Transfer In	22530001-49100	\$161,631	\$155,691	\$155,691	\$200,101	\$44,410
Transfer In	23430001-49100	\$6,525,302				\$0
Transfer In	24010001-49100	\$596,533	\$425,620		-\$135,189	-\$135,189
Transfer In	24030001-49100		\$7,981			\$0
Transfer In	24040001-49100		\$44,677			\$0
Transfer In	24050001-49100		\$98,885		\$38,267	\$38,267
Transfer In	24070001-49100		\$49,442		\$96,922	\$96,922
XFER FM GENERAL FUND	24120001-49100				\$12,209	\$12,209
Transfer In	24410001-49100	\$3,036,453	\$811,625		-\$677,229	-\$677,229
Transfer In	24420001-49100	\$544,957	\$309,495		\$304,884	\$304,884
Transfer In	24440001-49100	\$280,833	\$287,740		\$99,174	\$99,174
Transfer In	24450001-49100	\$783				\$0
Transfer In	24470001-49100	\$16,217				\$0
Transfer In	24480001-49100	\$143,865	\$295,243		\$273,171	\$273,171
Transfer In	24500001-49100	\$1,727,233	\$1,450,069			\$0
Transfer In	24510001-49100	\$116,643				\$0
Transfer In	24550001-49100	\$0	\$6,428			\$0
Transfer In	24570001-49100	\$60,479				\$0
Transfer In	24800001-49100	\$1,550,000				\$0
Transfer In	25030001-49100	\$181,976	\$186,003		\$225,106	\$225,106

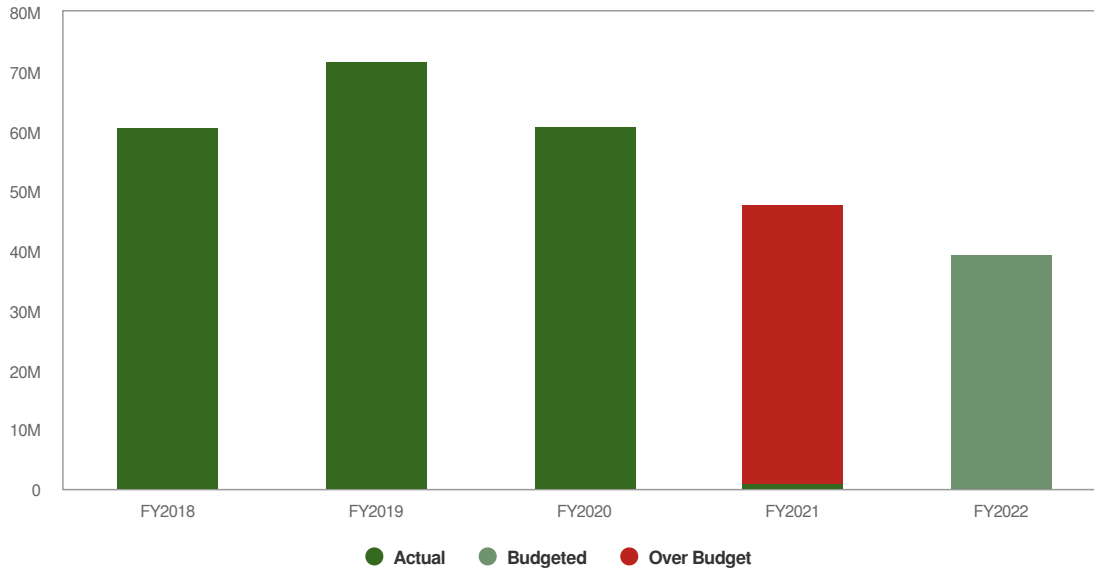


Name	Account ID	FY2019 Actuals	FY2020 Actuals	FY2021 Adopted	FY2022 Proposed	FY2021 Adopted vs. FY2022 Proposed (\$ Change)
Transfer In	25440001-49100	\$607,419				\$0
Transfer In	25460001-49100	\$262,075	\$180,000		\$180,000	\$180,000
<b>Total Transfers In:</b>		<b>\$16,694,984</b>	<b>\$5,240,281</b>	<b>\$155,691</b>	<b>\$2,115,547</b>	<b>\$1,959,856</b>
<b>Total Revenue Source:</b>		<b>\$71,630,287</b>	<b>\$60,801,237</b>	<b>\$940,791</b>	<b>\$39,508,391</b>	<b>\$38,567,600</b>

## Revenues Summary

\$39,508,391
\$38,567,600  
 (% vs. prior year)

### Special Revenue Funds Proposed and Historical Budget vs. Actual

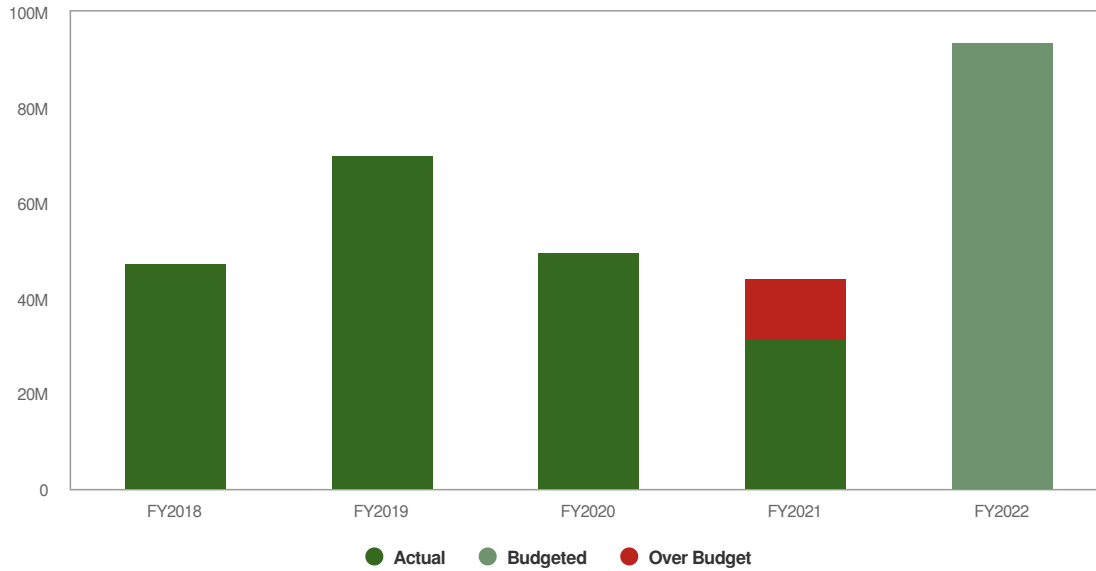


## Expenditures Summary

\$93,654,424
\$62,258,261  
 (198.3% vs. prior year)

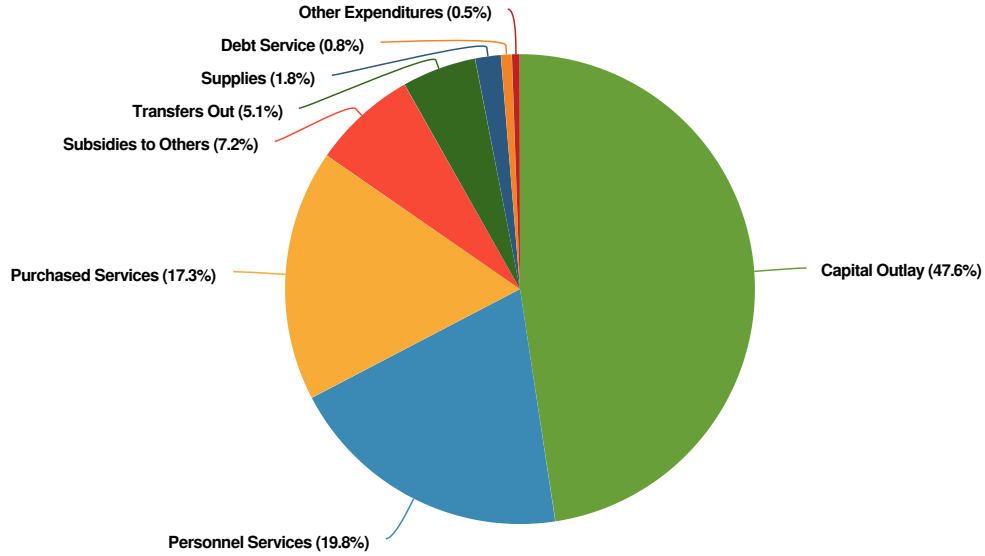


### Special Revenue Funds Proposed and Historical Budget vs. Actual

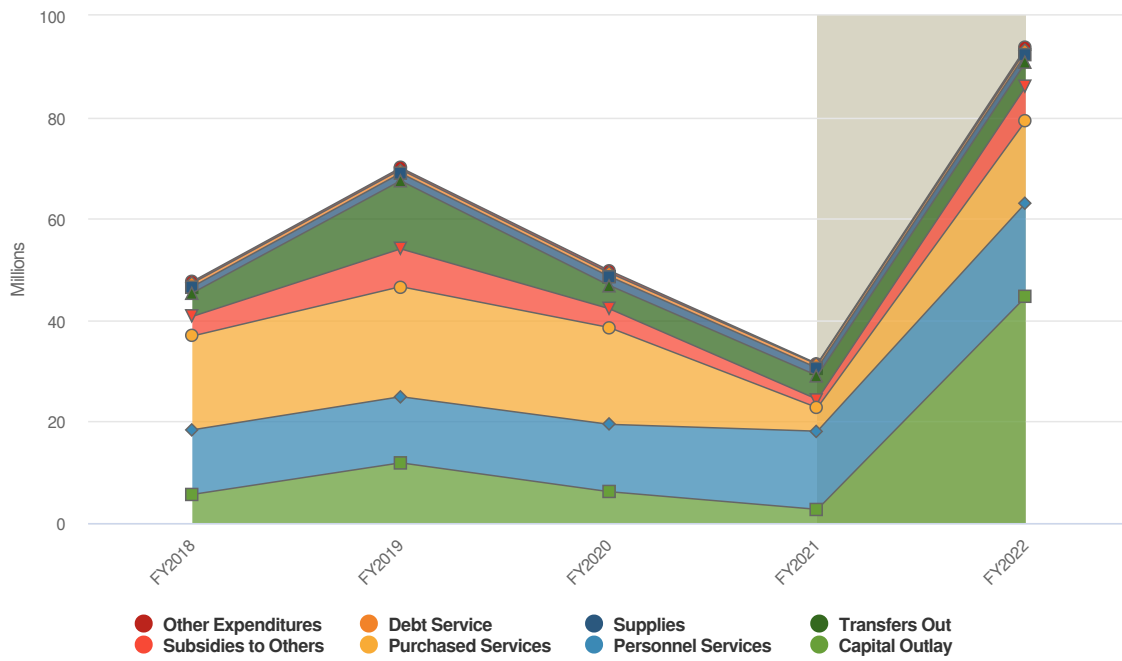


### Expenditures by Expense Type

#### Budgeted Expenditures by Expense Type



### Budgeted and Historical Expenditures by Expense Type



Grey background indicates budgeted figures.

Name	Account ID	FY2019 Actuals	FY2020 Actuals	FY2021 Adopted	FY2022 Budgeted	FY2021 Adopted vs. FY2022 Proposed (\$ Change)
<b>Expense Objects</b>						
<b>Personnel Services</b>						
<b>General Government</b>						
Salaries & Wages	20010011-50020	\$41,279	\$31,578	\$47,680		-\$47,680
Overtime	20010011-50060	\$11	\$4	\$0		\$0
Employer FICA	20010011-50100	\$2,501	\$1,897	\$2,956		-\$2,956
Employer Medicare	20010011-50110	\$585	\$445	\$691		-\$691
Employer SC Retirement	20010011-50120	\$5,975	\$5,099	\$7,419		-\$7,419
Employer Group Insurance	20010011-50140	\$0	\$0	\$4,000		-\$4,000
Employer Worker' Comp	20010011-50150	\$491	\$0	\$500		-\$500
Employer Tort Lab Insurance	20010011-50160	\$26	\$184	\$26		-\$26
Salaries & Wages	20020011-50020	\$39,279	\$31,578	\$47,680		-\$47,680
Overtime	20020011-50060	\$11	\$4	\$0		\$0



Name	Account ID	FY2019 Actuals	FY2020 Actuals	FY2021 Adopted	FY2022 Budgeted	FY2021 Adopted vs. FY2022 Proposed (\$ Change)
Employer FICA	20020011-50100	\$2,377	\$1,897	\$2,956		-\$2,956
Employer Medicare	20020011-50110	\$556	\$445	\$691		-\$691
Employer SC Retirement	20020011-50120	\$5,684	\$5,099	\$7,419		-\$7,419
Employer Group Insurance	20020011-50140	\$0	\$0	\$4,000		-\$4,000
Employer Worker' Comp	20020011-50150	\$468	\$0	\$500		-\$500
Employer Tort Lab Insurance	20020011-50160	\$0	\$168	\$26		-\$26
Salaries & Wages	20100011-50020	\$39,279	\$31,578	\$47,680		-\$47,680
Overtime	20100011-50060	\$11	\$4	\$0		\$0
Employer FICA	20100011-50100	\$2,377	\$1,897	\$2,956		-\$2,956
Employer Medicare	20100011-50110	\$556	\$445	\$691		-\$691
Employer SC Retirement	20100011-50120	\$5,684	\$5,099	\$7,419		-\$7,419
Employer Group Insurance	20100011-50140	\$0	\$0	\$4,000		-\$4,000
Employer Worker' Comp	20100011-50150	\$468	\$0	\$500		-\$500
Employer Tort Lab Insurance	20100011-50160	\$13	\$176	\$26		-\$26
Salaries & Wages	20110011-50020	\$548,536	\$529,996	\$701,161	\$1,118,527	\$417,366
Overtime	20110011-50060	\$11,084	\$8,907	\$14,480	\$14,480	\$0
Employer FICA	20110011-50100	\$33,287	\$31,970	\$37,086	\$70,246	\$33,160
Employer Medicare	20110011-50110	\$7,785	\$7,476	\$8,673	\$16,429	\$7,756
Employer SC Retirement	20110011-50120	\$81,298	\$87,247	\$96,931	\$187,626	\$90,695
Employer Group Insurance	20110011-50140	\$0	\$0	\$50,000	\$50,000	\$0
Employer Worker' Comp	20110011-50150	\$6,550	\$0	\$6,500	\$6,500	\$0
Employer Tort Lab Insurance	20110011-50160	\$270	\$2,579	\$1,500	\$1,500	\$0
Salaries & Wages	21010011-50020	\$167,596	\$85,005	\$173,528		-\$173,528
Employer FICA	21010011-50100	\$9,829	\$5,018	\$10,759		-\$10,759
Employer Medicare	21010011-50110	\$2,299	\$1,174	\$2,516		-\$2,516
Employer SC Retirement	21010011-50120	\$24,452	\$13,688	\$27,000		-\$27,000



Name	Account ID	FY2019 Actuals	FY2020 Actuals	FY2021 Adopted	FY2022 Budgeted	FY2021 Adopted vs. FY2022 Proposed (\$ Change)
Employer Group Insurance	21010011-50140	\$0	\$0	\$30,000	\$30,000	\$0
Employer Worker' Comp	21010011-50150	\$2,007	\$0	\$2,500	\$2,500	\$0
Employer Tort Lab Insurance	21010011-50160	\$73	\$472	\$100	\$100	\$0
Salaries & Wages	21100011-50020	\$1,618,840	\$1,701,460	\$2,136,805	\$2,136,805	\$0
Employer FICA	21100011-50100	\$97,076	\$101,643	\$140,840	\$140,840	\$0
Employer Medicare	21100011-50110	\$22,703	\$23,771	\$32,939	\$32,939	\$0
Employer SC Retirement	21100011-50120	\$230,362	\$259,238	\$362,036	\$362,036	\$0
Employer Group Insurance	21100011-50140	\$308,222	\$341,220	\$300,000	\$300,000	\$0
Employer Worker' Comp	21100011-50150	\$19,128	\$0	\$20,000	\$20,000	\$0
Employer Tort Lab Insurance	21100011-50160	\$954	\$2,113	\$1,500	\$1,500	\$0
Salaries & Wages	22010011-50020	\$247,092	\$264,359	\$322,407	\$322,407	\$0
Overtime	22010011-50060	\$12,741	\$15,830	\$20,000	\$20,000	\$0
Employer FICA	22010011-50100	\$15,472	\$16,702	\$21,229	\$21,229	\$0
Employer Medicare	22010011-50110	\$3,618	\$3,906	\$4,965	\$4,965	\$0
Employer SC Retirement	22010011-50120	\$37,908	\$42,666	\$53,279	\$53,279	\$0
Employer Group Insurance	22010011-50140	\$43,244	\$52,688	\$45,000	\$45,000	\$0
Employer Worker' Comp	22010011-50150	\$3,067	\$0	\$45,000	\$3,000	-\$42,000
Employer Tort Lab Insurance	22010011-50160	\$86	\$111	\$100	\$100	\$0
Salaries & Wages	22510011-50020	\$58,255	\$74,906	\$65,233		-\$65,233
Overtime	22510011-50060	\$485	\$601	\$1,000		-\$1,000
Overtime - Training	22510011-50080	\$92	\$110	\$0		\$0
Employer FICA	22510011-50100	\$3,541	\$4,655	\$4,106		-\$4,106
Employer Medicare	22510011-50110	\$828	\$1,090	\$960		-\$960
Employer PO Retirement	22510011-50130	\$10,167	\$14,019	\$12,081		-\$12,081
Employer Group Insurance	22510011-50140	\$5,364	\$15,054	\$6,000		-\$6,000
Employer Worker' Comp	22510011-50150	\$695	\$0	\$1,000		-\$1,000





Name	Account ID	FY2019 Actuals	FY2020 Actuals	FY2021 Adopted	FY2022 Budgeted	FY2021 Adopted vs. FY2022 Proposed (\$ Change)
Employer Tort Lab Insurance	22510011-50160	\$485	\$356	\$500		-\$500
Salaries & Wages	22510012-50020	\$82,517	\$75,880	\$86,642		-\$86,642
Overtime	22510012-50060	\$1,771	\$5,284	\$2,500		-\$2,500
Employer FICA	22510012-50100	\$5,091	\$4,918	\$5,527		-\$5,527
Employer Medicare	22510012-50110	\$1,191	\$1,150	\$1,293		-\$1,293
Employer SC Retirement	22510012-50120	\$12,112	\$12,629	\$13,871		-\$13,871
Employer Group Insurance	22510012-50140	\$0	\$15,054	\$12,000		-\$12,000
Employer Worker' Comp	22510012-50150	\$994	\$0	\$2,000		-\$2,000
Employer Tort Lab Insurance	22510012-50160	\$34	\$195	\$200		-\$200
Overtime	22520011-50060	\$130,362	\$170,287	\$0	\$215,000	\$215,000
Employer FICA	22520011-50100	\$8,082	\$10,558	\$0	\$7,500	\$7,500
Employer Medicare	22520011-50110	\$1,890	\$2,469	\$0	\$2,100	\$2,100
Employer PO Retirement	22520011-50130	\$22,456	\$31,060	\$0	\$20,000	\$20,000
Salaries & Wages	22530011-50020	\$346,806	\$412,850	\$383,996	\$501,898	\$117,902
Overtime	22530011-50060	\$6,112	\$7,847	\$10,000	\$17,977	\$7,977
Overtime - Training	22530011-50080	\$288	\$354	\$0	\$300	\$300
Employer FICA	22530011-50100	\$21,280	\$25,185	\$24,428	\$32,251	\$7,823
Employer Medicare	22530011-50110	\$4,977	\$5,890	\$5,713	\$7,543	\$1,830
Employer PO Retirement	22530011-50130	\$60,700	\$75,497	\$71,865	\$94,880	\$23,015
Employer Group Insurance	22530011-50140	\$76,455	\$82,796	\$80,000	\$83,080	\$3,080
Employer Worker' Comp	22530011-50150	\$4,458	\$0	\$5,000	\$5,976	\$976
Employer Tort Lab Insurance	22530011-50160	\$4,727	\$6,180	\$5,000	\$6,400	\$1,400
EMPLOYER UNEMPLOYMENT	22530011-50170			\$0	\$400	\$400
SALARIES AND WAGES	22800011-50020			\$0	\$2,620,314	\$2,620,314
OVERTIME	22800011-50060			\$0	\$162,588	\$162,588
OVERTIME/TRAINING SCHOOL	22800011-50080			\$0	\$26,000	\$26,000



Name	Account ID	FY2019 Actuals	FY2020 Actuals	FY2021 Adopted	FY2022 Budgeted	FY2021 Adopted vs. FY2022 Proposed (\$ Change)
EMPLOYER FICA	22800011-50100			\$0	\$163,255	\$163,255
EMPLOYER MEDICARE	22800011-50110			\$0	\$38,181	\$38,181
EMPLOYER SC RETIREMENT	22800011-50120			\$0	\$26,475	\$26,475
EMPLOYER PO RETIREMENT	22800011-50130			\$0	\$475,859	\$475,859
Salaries & Wages	23420011-50020	\$59,041	\$85,031	\$96,556		-\$96,556
Employer FICA	23420011-50100	\$3,588	\$5,203	\$5,905		-\$5,905
Employer Medicare	23420011-50110	\$839	\$1,217	\$1,381		-\$1,381
Employer SC Retirement	23420011-50120	\$8,634	\$13,630	\$15,024		-\$15,024
Employer Group Insurance	23420011-50140	\$0	\$0	\$10,000		-\$10,000
Employer Worker' Comp	23420011-50150	\$659	\$0	\$1,000		-\$1,000
Employer Tort Lab Insurance	23420011-50160	\$29	\$269	\$100		-\$100
Salaries & Wages	24010011-50020	\$130,505	\$147,710	\$148,621	\$135,496	-\$13,125
Employer FICA	24010011-50100	\$7,836	\$8,860	\$9,215	\$8,401	-\$814
Employer Medicare	24010011-50110	\$1,833	\$2,072	\$2,155	\$1,965	-\$190
Employer SC Retirement	24010011-50120	\$19,046	\$22,358	\$23,126	\$22,438	-\$688
Employer Group Insurance	24010011-50140	\$36,388	\$30,108	\$36,400	\$25,000	-\$11,400
Employer Worker' Comp	24010011-50150	\$1,517	\$0	\$1,520	\$1,520	\$0
Employer Tort Lab Insurance	24010011-50160	\$189	\$679	\$190	\$190	\$0
Salaries & Wages	24020011-50020	\$57,333	\$102,190	\$102,000	\$117,928	\$15,928
Employer FICA	24020011-50100	\$3,406	\$6,405	\$6,321	\$7,312	\$991
Employer Medicare	24020011-50110	\$797	\$1,498	\$1,478	\$1,710	\$232
Employer SC Retirement	24020011-50120	\$8,385	\$16,404	\$15,865	\$1,953	-\$13,912
Employer Group Insurance	24020011-50140	\$7,289	\$20,072	\$7,300	\$7,300	\$0
Employer Worker' Comp	24020011-50150	\$673	\$0	\$680	\$680	\$0
Employer Tort Lab Insurance	24020011-50160	\$133	\$119	\$135	\$135	\$0
Salaries & Wages	24030011-50020	\$47,272	\$57,954	\$56,410	\$57,410	\$1,000



Name	Account ID	FY2019 Actuals	FY2020 Actuals	FY2021 Adopted	FY2022 Budgeted	FY2021 Adopted vs. FY2022 Proposed (\$ Change)
Employer FICA	24030011-50100	\$2,892	\$3,592	\$3,500	\$3,560	\$60
Employer Medicare	24030011-50110	\$676	\$840	\$820	\$832	\$12
Employer SC Retirement	24030011-50120	\$6,903	\$8,951	\$8,800	\$9,507	\$707
Employer Group Insurance	24030011-50140	\$6,074	\$11,290	\$6,100	\$6,100	\$0
Employer Worker' Comp	24030011-50150	\$558	\$0	\$560	\$560	\$0
Employer Tort Lab Insurance	24030011-50160	\$70	\$92	\$70	\$70	\$0
Salaries & Wages	24040011-50020	\$413,213	\$373,557	\$416,700	\$260,166	-\$156,534
Employer FICA	24040011-50100	\$24,712	\$22,225	\$25,835	\$16,130	-\$9,705
Employer Medicare	24040011-50110	\$5,780	\$5,197	\$6,042	\$3,772	-\$2,270
Employer SC Retirement	24040011-50120	\$59,712	\$57,220	\$64,838	\$43,084	-\$21,754
Employer Group Insurance	24040011-50140	\$77,122	\$75,269	\$77,125	\$50,000	-\$27,125
Employer Worker' Comp	24040011-50150	\$4,915	\$0	\$5,000	\$5,000	\$0
Employer Tort Lab Insurance	24040011-50160	\$539	\$587	\$540	\$540	\$0
Salaries & Wages	24050011-50020	\$132,059	\$191,251	\$185,088	\$192,528	\$7,440
Employer FICA	24050011-50100	\$8,037	\$11,635	\$11,475	\$11,937	\$462
Employer Medicare	24050011-50110	\$1,880	\$2,722	\$2,684	\$2,792	\$108
Employer SC Retirement	24050011-50120	\$19,279	\$28,845	\$28,800	\$31,883	\$3,083
Employer Group Insurance	24050011-50140	\$6,317	\$38,889	\$6,400	\$6,400	\$0
Employer Worker' Comp	24050011-50150	\$1,563	\$0	\$1,570	\$1,570	\$0
Employer Tort Lab Insurance	24050011-50160	\$189	\$210	\$190	\$190	\$0
Salaries & Wages	24060011-50020		\$11,709			\$0
Employer FICA	24060011-50100		\$701			\$0
Employer Medicare	24060011-50110		\$164			\$0
Employer SC Retirement	24060011-50120		\$1,822			\$0
Employer Group Insurance	24060011-50140		\$2,509			\$0
Employer Tort Liab Insurance	24060011-50160		\$81	\$0		\$0



Name	Account ID	FY2019 Actuals	FY2020 Actuals	FY2021 Adopted	FY2022 Budgeted	FY2021 Adopted vs. FY2022 Proposed (\$ Change)
Salaries & Wages	24070011-50020	\$151,010	\$164,467	\$159,137	\$102,185	-\$56,952
Employer FICA	24070011-50100	\$8,853	\$9,698	\$9,867	\$6,335	-\$3,532
Employer Medicare	24070011-50110	\$2,070	\$2,268	\$2,308	\$1,482	-\$826
Employer SC Retirement	24070011-50120	\$21,947	\$24,952	\$24,762	\$16,922	-\$7,840
Employer Group Insurance	24070011-50140	\$33,963	\$32,617	\$34,000	\$34,000	\$0
Employer Worker' Comp	24070011-50150	\$1,783	\$0	\$1,800	\$1,800	\$0
Employer Tort Lab Insurance	24070011-50160	\$176	\$275	\$180	\$180	\$0
SALARIES AND WAGES	24090011-50020			\$0	\$50,338	\$50,338
EMPLOYER FICA	24090011-50100			\$0	\$3,121	\$3,121
EMPLOYER MEDICARE	24090011-50110			\$0	\$730	\$730
EMPLOYER SC RETIREMENT	24090011-50120			\$0	\$8,336	\$8,336
EMPLOYER GROUP INSURANCE	24090011-50140			\$0	\$12,500	\$12,500
Salaries & Wages	24120011-50020		\$13,465	\$0	\$65,898	\$65,898
Employer FICA	24120011-50100		\$804	\$0	\$4,086	\$4,086
Employer Medicare	24120011-50110		\$188	\$0	\$956	\$956
Employer SC Retirement	24120011-50120		\$2,005	\$0	\$10,913	\$10,913
Employer Group Insurance	24120011-50140		\$2,509	\$0	\$25,000	\$25,000
EMPLOYER WORK COMP INS	24120011-50150			\$0	\$2,500	\$2,500
EMPLOYER TORT LIAB INS	24120011-50160			\$0	\$500	\$500
SALARIES AND WAGES	24130011-50020			\$0	\$891	\$891
Salaries & Wages	24410011-50020	\$281,296	\$318,127	\$277,464	\$472,271	\$194,807
Overtime	24410011-50060	\$1,345	\$7,858	\$5,000	\$5,000	\$0
Employer FICA	24410011-50100	\$17,238	\$19,912	\$17,203	\$29,591	\$12,388
Employer Medicare	24410011-50110	\$4,032	\$4,657	\$4,024	\$6,920	\$2,896
Employer SC Retirement	24410011-50120	\$40,874	\$48,263	\$40,399	\$79,036	\$38,637
Employer Group Insurance	24410011-50140	\$59,599	\$62,724	\$63,868	\$53,795	-\$10,073



Name	Account ID	FY2019 Actuals	FY2020 Actuals	FY2021 Adopted	FY2022 Budgeted	FY2021 Adopted vs. FY2022 Proposed (\$ Change)
Employer Worker' Comp	24410011-50150	\$22,297	\$0	\$5,000	\$5,000	\$0
Employer Tort Lab Insurance	24410011-50160	\$1,063	\$2,079	\$1,600	\$1,600	\$0
EMPLOYER UNEMPLOYMENT INS	24410011-50170			\$500	\$500	\$0
Salaries & Wages	24420011-50020	\$1,122,614	\$1,057,967	\$1,219,157	\$874,411	-\$344,746
Overtime	24420011-50060	\$28,685	\$35,720	\$51,200	\$50,000	-\$1,200
Employer FICA	24420011-50100	\$68,713	\$65,313	\$75,588	\$57,313	-\$18,275
Employer Medicare	24420011-50110	\$16,070	\$15,274	\$17,678	\$13,404	-\$4,274
Employer SC Retirement	24420011-50120	\$166,833	\$164,990	\$189,701	\$153,082	-\$36,619
Employer Group Insurance	24420011-50140	\$278,579	\$222,044	\$363,995	\$281,537	-\$82,458
Employer Worker' Comp	24420011-50150	\$29,603	\$0	\$20,000	\$20,000	\$0
Employer Tort Lab Insurance	24420011-50160	\$3,009	\$6,615	\$6,000	\$6,000	\$0
EMPLOYER UNEMPLOYMENT INS	24420011-50170			\$300	\$300	\$0
Salaries & Wages	24420013-50020		\$48,957	\$194,100	\$189,600	-\$4,500
Employer FICA	24420013-50100		\$3,035	\$12,035	\$11,756	-\$279
Employer Medicare	24420013-50110		\$710	\$2,815	\$2,750	-\$65
Salaries & Wages	24430011-50020	\$34,586	\$46,904	\$43,998	\$38,655	-\$5,343
Overtime	24430011-50060	\$681	\$1,415	\$1,000	\$1,000	\$0
Employer FICA	24430011-50100	\$2,088	\$2,913	\$2,728	\$2,459	-\$269
Employer Medicare	24430011-50110	\$488	\$682	\$638	\$575	-\$63
Employer SC Retirement	24430011-50120	\$5,143	\$7,439	\$6,846	\$6,567	-\$279
Employer Group Insurance	24430011-50140	\$15,863	\$10,036	\$12,670	\$11,632	-\$1,038
Employer Worker' Comp	24430011-50150	\$973	\$0	\$800	\$800	\$0
Employer Tort Lab Insurance	24430011-50160	\$144	\$334	\$250	\$300	\$50
EMPLOYER UNEMPLOYMENT INS	24430011-50170			\$20	\$20	\$0
Salaries & Wages	24440011-50020	\$391,417	\$333,154	\$348,933	\$257,531	-\$91,402
Overtime	24440011-50060	\$2,334	\$3,393	\$2,500	\$2,500	\$0



Name	Account ID	FY2019 Actuals	FY2020 Actuals	FY2021 Adopted	FY2022 Budgeted	FY2021 Adopted vs. FY2022 Proposed (\$ Change)
Employer FICA	24440011-50100	\$23,448	\$20,144	\$21,634	\$16,122	-\$5,512
Employer Medicare	24440011-50110	\$5,484	\$4,712	\$5,060	\$3,771	-\$1,289
Employer SC Retirement	24440011-50120	\$56,656	\$51,017	\$54,294	\$43,061	-\$11,233
Employer Group Insurance	24440011-50140	\$85,481	\$67,742	\$60,130	\$47,148	-\$12,982
Employer Worker' Comp	24440011-50150	\$4,791	\$0	\$6,000	\$6,000	\$0
Employer Tort Lab Insurance	24440011-50160	\$854	\$1,286	\$1,500	\$1,500	\$0
EMPLOYER UNEMPLOYMENT INS	24440011-50170			\$100	\$100	\$0
Salaries & Wages	24450011-50020	\$258				\$0
Employer FICA	24450011-50100	\$15				\$0
Employer Medicare	24450011-50110	\$4				\$0
Employer SC Retirement	24450011-50120	\$34				\$0
Salaries & Wages	24470011-50020	\$783,172	\$24,096	\$0		\$0
Overtime	24470011-50060	\$231,658	\$5,251	\$0		\$0
Employer FICA	24470011-50100	\$61,084	\$1,781	\$0		\$0
Employer Medicare	24470011-50110	\$14,286	\$417	\$0		\$0
Employer SC Retirement	24470011-50120	\$146,177	\$3,599	\$0		\$0
Employer Group Insurance	24470011-50140	\$161,979	\$3,763			\$0
Employer Worker' Comp	24470011-50150	\$14,639				\$0
Employer Tort Lab Insurance	24470011-50160	\$2,145	\$4,058	\$0		\$0
Salaries & Wages	24480011-50020	\$345,807	\$483,067	\$506,811	\$493,209	-\$13,602
Overtime	24480011-50060	\$7,284	\$5,341	\$5,000	\$5,000	\$0
Employer FICA	24480011-50100	\$21,299	\$29,241	\$31,423	\$30,889	-\$534
Employer Medicare	24480011-50110	\$4,981	\$6,839	\$7,349	\$7,724	\$375
Employer SC Retirement	24480011-50120	\$51,415	\$74,924	\$78,860	\$82,503	\$3,643
Employer Group Insurance	24480011-50140	\$71,183	\$97,850	\$99,073	\$88,688	-\$10,385
Employer Worker' Comp	24480011-50150	\$4,135	\$0	\$6,000	\$6,000	\$0



Name	Account ID	FY2019 Actuals	FY2020 Actuals	FY2021 Adopted	FY2022 Budgeted	FY2021 Adopted vs. FY2022 Proposed (\$ Change)
Employer Tort Lab Insurance	24480011-50160	\$2,417	-\$552	\$6,401	\$6,401	\$0
EMPLOYER UNEMPLOYMENT INS	24480011-50170			\$70	\$70	\$0
Salaries & Wages	24490011-50020	\$9,018	\$6,197	\$10,151	\$10,151	\$0
Overtime	24490011-50060	\$202	\$746	\$1,000	\$1,000	\$0
Employer FICA	24490011-50100	\$572	\$431	\$630	\$630	\$0
Employer Medicare	24490011-50110	\$134	\$101	\$148	\$148	\$0
Employer SC Retirement	24490011-50120	\$1,369	\$1,080	\$1,580	\$1,580	\$0
Employer Group Insurance	24490011-50140		\$1,254			\$0
Employer Worker' Comp	24490011-50150	\$118				\$0
Employer Tort Lab Insurance	24490011-50160	\$49				\$0
Salaries & Wages	24500011-50020	\$177,096	\$188,758	\$207,933	\$203,703	-\$4,230
Overtime	24500011-50060	\$7,757	\$41,832	\$30,000	\$30,000	\$0
Employer FICA	24500011-50100	\$10,851	\$13,921	\$12,792	\$14,490	\$1,698
Employer Medicare	24500011-50110	\$2,538	\$3,256	\$3,016	\$3,389	\$373
Employer SC Retirement	24500011-50120	\$26,693	\$30,413	\$32,355	\$38,701	\$6,346
Employer Group Insurance	24500011-50140	\$68,570	\$31,362	\$63,141	\$66,257	\$3,116
Employer Worker' Comp	24500011-50150	\$2,272	\$0	\$5,000	\$5,000	\$0
Employer Tort Lab Insurance	24500011-50160	\$384	\$1,541	\$1,000	\$1,000	\$0
EMPLOYER UNEMPLOYMENT INS	24500011-50170			\$75	\$75	\$0
Salaries & Wages	24500012-50020	\$189,727	\$171,378	\$245,197	\$158,118	-\$87,079
Overtime	24500012-50060	\$18,997	\$23,493	\$30,000	\$30,000	\$0
Employer FICA	24500012-50100	\$12,340	\$11,651	\$15,203	\$11,663	-\$3,540
Employer Medicare	24500012-50110	\$2,886	\$2,725	\$3,556	\$27,277	\$23,721
Employer SC Retirement	24500012-50120	\$30,037	\$29,855	\$38,153	\$31,152	-\$7,001
Employer Group Insurance	24500012-50140	\$59,348	\$35,126	\$73,526	\$66,776	-\$6,750
Employer Worker' Comp	24500012-50150	\$2,459	\$0	\$5,000	\$5,000	\$0



Name	Account ID	FY2019 Actuals	FY2020 Actuals	FY2021 Adopted	FY2022 Budgeted	FY2021 Adopted vs. FY2022 Proposed (\$ Change)
Employer Tort Lab Insurance	24500012-50160	\$436	\$1,006	\$1,000	\$1,000	\$0
EMPLOYER UNEMPLOYMENT INS	24500012-50170			\$75	\$75	\$0
Salaries & Wages	24500013-50020	\$187,363	\$211,499	\$237,774	\$208,425	-\$29,349
Overtime	24500013-50060	\$22,393	\$26,161	\$30,000	\$30,000	\$0
Employer FICA	24500013-50100	\$12,443	\$14,009	\$14,742	\$14,782	\$40
Employer Medicare	24500013-50110	\$2,910	\$3,276	\$3,448	\$3,457	\$9
Employer SC Retirement	24500013-50120	\$30,306	\$36,980	\$36,998	\$39,438	\$2,440
Employer Group Insurance	24500013-50140	\$67,530	\$42,652	\$73,526	\$66,776	-\$6,750
Employer Worker' Comp	24500013-50150	\$2,483	\$0	\$5,000	\$5,000	\$0
Employer Tort Lab Insurance	24500013-50160	\$501	\$1,131	\$1,000	\$1,000	\$0
EMPLOYER UNEMPLOYMENT INS	24500013-50170			\$75	\$75	\$0
Salaries & Wages	24500014-50020	\$224,279	\$236,497	\$254,811	\$196,854	-\$57,957
Overtime	24500014-50060	\$24,943	\$46,804	\$30,000	\$30,000	\$0
Employer FICA	24500014-50100	\$15,066	\$17,170	\$15,799	\$14,065	-\$1,734
Employer Medicare	24500014-50110	\$3,524	\$4,015	\$3,695	\$3,289	-\$406
Employer SC Retirement	24500014-50120	\$36,162	\$43,459	\$39,649	\$37,567	-\$2,082
Employer Group Insurance	24500014-50140	\$34,309	\$48,925	\$74,565	\$77,161	\$2,596
Employer Worker' Comp	24500014-50150	\$2,921	\$0	\$5,000	\$5,000	\$0
Employer Tort Lab Insurance	24500014-50160	\$539	\$1,276	\$1,000	\$1,000	\$0
EMPLOYER UNEMPLOYMENT INS	24500014-50170			\$75	\$75	\$0
Salaries & Wages	24500015-50020	\$157,308	\$234,406	\$242,048	\$235,660	-\$6,388
Overtime	24500015-50060	\$19,637	\$39,212	\$30,000	\$30,000	\$0
Employer FICA	24500015-50100	\$10,617	\$16,491	\$15,007	\$16,471	\$1,464
Employer Medicare	24500015-50110	\$2,483	\$3,857	\$3,510	\$3,852	\$342
Employer SC Retirement	24500015-50120	\$25,612	\$42,575	\$37,663	\$43,993	\$6,330
Employer Group Insurance	24500015-50140	\$28,967	\$47,670	\$73,526	\$77,161	\$3,635





Name	Account ID	FY2019 Actuals	FY2020 Actuals	FY2021 Adopted	FY2022 Budgeted	FY2021 Adopted vs. FY2022 Proposed (\$ Change)
Employer Worker' Comp	24500015-50150	\$2,085	\$0	\$5,000	\$5,000	\$0
Employer Tort Lab Insurance	24500015-50160	\$406	\$1,026	\$1,000	\$1,000	\$0
EMPLOYER UNEMPLOYMENT INS	24500015-50170			\$75	\$75	\$0
Salaries & Wages	24500016-50020	\$142,933	\$130,668	\$199,150	\$77,434	-\$121,716
Overtime	24500016-50060	\$21,731	\$29,242	\$30,000	\$30,000	\$0
Employer FICA	24500016-50100	\$9,931	\$9,560	\$12,348	\$6,661	-\$5,687
Employer Medicare	24500016-50110	\$2,322	\$2,236	\$2,888	\$1,558	-\$1,330
Employer SC Retirement	24500016-50120	\$23,833	\$24,882	\$30,988	\$17,791	-\$13,197
Employer Group Insurance	24500016-50140	\$29,812	\$26,344	\$63,141	\$56,391	-\$6,750
Employer Worker' Comp	24500016-50150	\$1,961	\$0	\$5,000	\$5,000	\$0
Employer Tort Lab Insurance	24500016-50160	\$418	\$908	\$1,000	\$1,000	\$0
EMPLOYER UNEMPLOYMENT INS	24500016-50170			\$75	\$75	\$0
Salaries & Wages	24500017-50020	\$222,039	\$184,959	\$233,116	\$234,800	\$1,684
Overtime	24500017-50060	\$23,601	\$29,708	\$30,000	\$30,000	\$0
Employer FICA	24500017-50100	\$14,788	\$12,962	\$14,454	\$16,418	\$1,964
Employer Medicare	24500017-50110	\$3,458	\$3,032	\$33,871	\$3,840	-\$30,031
Employer SC Retirement	24500017-50120	\$35,617	\$33,402	\$36,273	\$43,851	\$7,578
Employer Group Insurance	24500017-50140	\$47,338	\$37,635	\$74,565	\$77,161	\$2,596
Employer Worker' Comp	24500017-50150	\$2,916	\$0	\$5,000	\$5,000	\$0
Employer Tort Lab Insurance	24500017-50160	\$539	\$1,301	\$1,000	\$1,000	\$0
EMPLOYER UNEMPLOYMENT INS	24500017-50170			\$75	\$75	\$0
Salaries & Wages	24500018-50020		\$232,999	\$256,641	\$246,947	-\$9,694
Overtime	24500018-50060		\$56,505	\$30,000	\$30,000	\$0
Employer FICA	24500018-50100		\$17,204	\$15,912	\$17,171	\$1,259
Employer Medicare	24500018-50110		\$4,024	\$3,722	\$40,157	\$36,435
Employer SC Retirement	24500018-50120		\$44,736	\$39,934	\$45,862	\$5,928



Name	Account ID	FY2019 Actuals	FY2020 Actuals	FY2021 Adopted	FY2022 Budgeted	FY2021 Adopted vs. FY2022 Proposed (\$ Change)
Employer Group Insurance	24500018-50140		\$47,670	\$73,526	\$76,641	\$3,115
Employer Worker's Comp Insurance	24500018-50150		\$0	\$5,000	\$5,000	\$0
Employer Tort Liab Insurance	24500018-50160		\$309	\$1,000	\$1,000	\$0
EMPLOYER UNEMPLOYMENT INS	24500018-50170			\$75	\$75	\$0
Salaries & Wages	24500019-50020		\$225,012	\$208,733	\$201,170	-\$7,563
Overtime	24500019-50060		\$22,161	\$30,000	\$30,000	\$0
Employer FICA	24500019-50100		\$14,888	\$12,942	\$14,333	\$1,391
Employer Medicare	24500019-50110		\$3,482	\$3,023	\$3,352	\$329
Employer SC Retirement	24500019-50120		\$38,305	\$32,479	\$38,272	\$5,793
Employer Group Insurance	24500019-50140		\$46,416	\$63,141	\$56,391	-\$6,750
Employer Worker's Comp Insurance	24500019-50150		\$0	\$5,000	\$5,000	\$0
Employer Tort Liab Insurance	24500019-50160		\$309	\$1,000	\$1,000	\$0
EMPLOYER UNEMPLOYMENT INS	24500019-50170			\$75	\$75	\$0
Salaries & Wages	24500020-50020		\$114,038	\$259,716	\$178,851	-\$80,865
Overtime	24500020-50060		\$31,021	\$30,000	\$30,000	\$0
Employer FICA	24500020-50100		\$8,755	\$16,086	\$12,949	-\$3,137
Employer Medicare	24500020-50110		\$2,048	\$3,762	\$3,028	-\$734
Employer SC Retirement	24500020-50120		\$22,571	\$40,370	\$34,586	-\$5,784
Employer Group Insurance	24500020-50140		\$23,835	\$83,911	\$66,257	-\$17,654
Employer Worker's Comp Insurance	24500020-50150		\$0	\$5,000	\$5,000	\$0
Employer Tort Liab Insurance	24500020-50160		\$148	\$1,000	\$1,000	\$0
EMPLOYER UNEMPLOYMENT INS	24500020-50170			\$75	\$75	\$0
SALARIES AND WAGES	24500021-50020			\$0	\$111,885	\$111,885
OVERTIME	24500021-50060			\$0	\$30,000	\$30,000
EMPLOYER FICA	24500021-50100			\$0	\$8,797	\$8,797
EMPLOYER MEDICARE	24500021-50110			\$0	\$2,058	\$2,058



Name	Account ID	FY2019 Actuals	FY2020 Actuals	FY2021 Adopted	FY2022 Budgeted	FY2021 Adopted vs. FY2022 Proposed (\$ Change)
EMPLOYER SC RETIREMENT	24500021-50120			\$0	\$23,496	\$23,496
EMPLOYER GROUP INSURANCE	24500021-50140			\$0	\$56,391	\$56,391
EMPLOYER WORK COMP INS	24500021-50150			\$0	\$5,000	\$5,000
EMPLOYER TORT LIAB INS	24500021-50160			\$0	\$1,000	\$1,000
EMPLOYER UNEMPLOYMENT INS	24500021-50170			\$0	\$75	\$75
Salaries & Wages	24550011-50020	\$4,133	\$4,281	\$6,459	\$3,576	-\$2,883
Employer FICA	24550011-50100	\$252	\$261	\$401	\$222	-\$179
Employer Medicare	24550011-50110	\$59	\$61	\$94	\$52	-\$42
Employer SC Retirement	24550011-50120	\$603	\$671	\$1,005	\$628	-\$377
Employer Group Insurance	24550011-50140	\$0	\$1,254	\$1,247	\$624	-\$623
Employer Worker' Comp	24550011-50150	\$49	\$0	\$200	\$200	\$0
Employer Tort Lab Insurance	24550011-50160	\$2	-\$339	\$20	\$20	\$0
EMPLOYER UNEMPLOYMENT INS	24550011-50170			\$20	\$20	\$0
Employer Worker' Comp	24570011-50150	-\$78				\$0
Salaries & Wages	25030011-50020	\$175,824	\$205,164	\$184,333	\$263,333	\$79,000
Overtime	25030011-50060	\$85	\$0	\$90	\$0	-\$90
Employer FICA	25030011-50100	\$10,564	\$12,292	\$11,075	\$15,821	\$4,746
Employer Medicare	25030011-50110	\$2,471	\$2,875	\$2,590	\$3,700	\$1,110
Employer SC Retirement	25030011-50120	\$25,395	\$30,972	\$26,624	\$38,034	\$11,410
Employer Group Insurance	25030011-50140	\$30,742	\$41,398			\$0
Employer Worker' Comp	25030011-50150	\$2,060				\$0
Employer Tort Lab Insurance	25030011-50160	\$513	\$659	\$537	\$768	\$231
<b>Total General Government</b>		<b>\$13,033,906</b>	<b>\$13,271,226</b>	<b>\$15,408,132</b>	<b>\$18,501,116</b>	<b>\$3,092,984</b>
<b>Total Personnel Services:</b>		<b>\$13,033,906</b>	<b>\$13,271,226</b>	<b>\$15,408,132</b>	<b>\$18,501,116</b>	<b>\$3,092,984</b>
<b>Purchased Services</b>						
<b>General Government</b>						



Name	Account ID	FY2019 Actuals	FY2020 Actuals	FY2021 Adopted	FY2022 Budgeted	FY2021 Adopted vs. FY2022 Proposed (\$ Change)
Professional Services	2342001T-51160	\$210,343	\$115,056	\$225,000	\$1,248,083	\$1,023,083
Education & Training	2342001T-51320	\$1,805	\$951	\$0		\$0
Advertising	20010011-51000	\$0		\$200		-\$200
Printing	20010011-51010	\$355	\$425	\$500		-\$500
Postage	20010011-51030	\$96	\$93	\$800		-\$800
Telephone	20010011-51050	\$51	\$0	\$100		-\$100
Maintenance Contracts	20010011-51110	\$19,098	\$15,578	\$20,000		-\$20,000
Equipment Maintenance	20010011-51120	\$157	\$0	\$500		-\$500
Rental of Equipment	20010011-51140	\$603	\$499	\$750		-\$750
Professional Services	20010011-51160	\$0		\$2,500		-\$2,500
OTHER VEHICLE OPER COSTS	20010011-51295			\$50		-\$50
Vehicle Maintenance	20010011-51300	\$0	\$5	\$200		-\$200
Books & Subscriptions	20010011-51310	\$50	\$50	\$50		-\$50
Education & Training	20010011-51320	\$304	\$265	\$700		-\$700
Insurance - Vehicles	20010011-51500	\$0		\$1,630		-\$1,630
Advertising	20020011-51000	\$0		\$200		-\$200
Printing	20020011-51010	\$355	\$425	\$500		-\$500
Postage	20020011-51030	\$58	\$0	\$800		-\$800
Telephone	20020011-51050	\$51	\$0	\$100		-\$100
Maintenance Contracts	20020011-51110	\$19,098	\$15,578	\$20,000		-\$20,000
Equipment Maintenance	20020011-51120	\$157	\$0	\$500		-\$500
Rental of Equipment	20020011-51140	\$522	\$590	\$750		-\$750
Professional Services	20020011-51160	\$0		\$2,500		-\$2,500
OTHER VEHICLE OPER COSTS	20020011-51295			\$50		-\$50
Vehicle Maintenance	20020011-51300	\$0	\$5	\$200		-\$200
Books & Subscriptions	20020011-51310	\$50	\$50	\$50		-\$50



Name	Account ID	FY2019 Actuals	FY2020 Actuals	FY2021 Adopted	FY2022 Budgeted	FY2021 Adopted vs. FY2022 Proposed (\$ Change)
Education & Training	20020011-51320	\$304	\$265	\$700		-\$700
Insurance - Vehicles	20020011-51500	\$0		\$175		-\$175
Printing	20100011-51010	\$355	\$425	\$800		-\$800
Postage	20100011-51030	\$64	\$0	\$800		-\$800
Telephone	20100011-51050	\$51	\$0	\$75		-\$75
Maintenance Contracts	20100011-51110	\$19,098	\$15,578	\$20,000		-\$20,000
Equipment Maintenance	20100011-51120	\$157	\$0	\$500		-\$500
Rental of Equipment	20100011-51140	\$495	\$544	\$750		-\$750
Professional Services	20100011-51160	\$0		\$2,500		-\$2,500
OTHER VEHICLE OPER COSTS	20100011-51295			\$50		-\$50
Vehicle Maintenance	20100011-51300	\$0	\$5	\$200		-\$200
Books & Subscriptions	20100011-51310	\$50	\$50	\$50		-\$50
Education & Training	20100011-51320	\$304	\$365	\$700		-\$700
Insurance - Vehicles	20100011-51500	\$0		\$175		-\$175
Advertising	20110011-51000	\$88,180	\$89,506	\$117,800	\$105,000	-\$12,800
Printing	20110011-51010	\$10,639	\$8,636	\$13,000	\$14,000	\$1,000
Postage	20110011-51030	\$56,935	\$59,993	\$63,000	\$68,000	\$5,000
Telephone	20110011-51050	\$562	\$862	\$800	\$850	\$50
Maintenance Contracts	20110011-51110		\$4,685	\$3,000	\$3,000	\$0
Professional Services	20110011-51160	\$424,272	\$203,210	\$225,000	\$125,000	-\$100,000
LEGAL	20110011-5116L			\$0	\$250,000	\$250,000
Vehicle Maintenance	20110011-51300	\$288	\$268	\$500	\$500	\$0
Books & Subscriptions	20110011-51310	\$2,500	\$5,000	\$15,000	\$15,000	\$0
Education & Training	20110011-51320	\$19,266	\$27,702	\$30,000	\$30,000	\$0
Insurance - Vehicles	20110011-51500	\$686	\$786	\$1,000	\$1,000	\$0
Insurance, Buildings & Contents	20110011-51510	\$398	-\$75			\$0



Name	Account ID	FY2019 Actuals	FY2020 Actuals	FY2021 Adopted	FY2022 Budgeted	FY2021 Adopted vs. FY2022 Proposed (\$ Change)
INSURANCE - PREPAID	20110011-51545			\$1,000	\$1,000	\$0
UNCLASSIFIED OPERATING	20110011-51990			\$10,000	\$13,000	\$3,000
Professional Services	20120011-51160	\$163,581	\$69,001	\$0	\$100,000	\$100,000
Professional Services	20120013-51160		\$234,342	\$0		\$0
Group Insurance - Medical	20340011-51560	\$11,744,570	\$9,249,689	\$0		\$0
Group Insurance - Vision	20340011-51565	\$1,532,236	\$821,904	\$0		\$0
Group Insurance - Dental	20340011-51570	\$626,945	\$621,737	\$0		\$0
Group Insurance - Worker's Comp	20340011-51580	\$1,592,632	\$1,557,400	\$0		\$0
Employee Wellness Benefits	20340011-51590	\$8,558	\$1,080	\$0		\$0
Admin Costs	20340011-51980	\$687,594	\$1,431,016	\$0		\$0
Printing	21000011-51010	\$132	\$0	\$200	\$200	\$0
Postage	21000011-51030	\$2,515	\$3,704	\$3,000	\$3,000	\$0
Maintenance Contracts	21000011-51110	\$1,229	\$1,364	\$1,300	\$1,300	\$0
Professional Services	21000011-51160	\$12,109	-\$11,917	\$12,000	\$12,000	\$0
Education & Training	21000011-51320	\$4,357	\$0	\$5,000	\$5,000	\$0
Printing	21010011-51010	\$3,087	\$0	\$4,000	\$4,000	\$0
Postage	21010011-51030	\$12,024	\$168	\$13,000	\$13,000	\$0
Maintenance Contracts	21010011-51110	\$9,922	\$6,010	\$10,000	\$10,000	\$0
Printing	21100011-51010	\$742	\$896	\$1,500	\$1,500	\$0
Postage	21100011-51030	\$2,374	\$2,500	\$2,500	\$2,500	\$0
Telephone	21100011-51050	\$23,814	\$29,125	\$25,000	\$25,000	\$0
Rental of Equipment	21100011-51140	\$11,230	\$11,461	\$12,000	\$12,000	\$0
Professional Services	21100011-51160	\$25,544	\$102,336	\$281,000	\$281,000	\$0
OTHER VEHICLE OPER COSTS	21100011-51295			\$500	\$500	\$0
Vehicle Maintenance	21100011-51300	\$3,250	\$3,543	\$3,000	\$3,000	\$0
Books & Subscriptions	21100011-51310	\$12,000	\$12,000	\$12,000	\$12,000	\$0



Name	Account ID	FY2019 Actuals	FY2020 Actuals	FY2021 Adopted	FY2022 Budgeted	FY2021 Adopted vs. FY2022 Proposed (\$ Change)
Education & Training	21100011-51320	\$22,912	\$19,651	\$25,000	\$25,000	\$0
Insurance - Vehicles	21100011-51500	\$5,450	\$6,796	\$6,000	\$6,000	\$0
Insurance, Buildings & Contents	21100011-51510	-\$324	-\$862			\$0
Printing	22010011-51010		\$96	\$0	\$0	\$0
Postage	22010011-51030	\$471	\$0	\$500	\$500	\$0
Telephone	22010011-51050	\$243,478	\$254,661	\$300,000	\$265,000	-\$35,000
DATA	22010011-51051			\$300,000	\$275,000	-\$25,000
Maintenance Contracts	22010011-51110	\$411,545	\$393,626	\$425,000	\$650,000	\$225,000
Equipment Maintenance	22010011-51120	\$980	\$5,798	\$1,000	\$1,000	\$0
Professional Services	22010011-51160	\$26,200	\$6,261	\$25,000	\$5,000	-\$20,000
Non-Professional Services	22010011-51170		\$400	\$0	\$27,260	\$27,260
Books & Subscriptions	22010011-51310	\$11,346	\$5,000	\$5,000	\$5,000	\$0
Education & Training	22010011-51320	\$23,374	\$9,078	\$25,000	\$25,000	\$0
Insurance, Buildings & Contents	22010011-51510	\$246	\$284			\$0
INSURANCE - OTHER	22010011-51540			\$500	\$500	\$0
Postage	22020011-51030	\$167	\$171	\$200	\$100	-\$100
Non-Professional Services	22020011-51170		\$675	\$0		\$0
OTHER VEHICLE PURCHASES	22020011-51295			\$0	\$5,400	\$5,400
Education & Training	22020011-51320	\$8,685	\$20,768	\$20,000	\$23,000	\$3,000
Professional Services	22410011-51160	\$18				\$0
Professional Services	22420011-51160	\$15,499	\$2,074	\$15,000	\$15,000	\$0
MEDICAL/DENTAL SERVICES	22420011-51190			\$20,000	\$20,000	\$0
Vehicle Maintenance	22420011-51300		\$36			\$0
Education & Training	22420011-51320		\$4,512	\$0		\$0
OTHER VEHICLE OPER COSTS	22530011-51295			\$200	\$250	\$50
Vehicle Maintenance	22530011-51300	\$5,400	\$7,139	\$6,000	\$9,490	\$3,490



Name	Account ID	FY2019 Actuals	FY2020 Actuals	FY2021 Adopted	FY2022 Budgeted	FY2021 Adopted vs. FY2022 Proposed (\$ Change)
Books & Subscriptions	22530011-51310	\$175	\$200	\$200	\$200	\$0
Education & Training	22530011-51320	\$0	\$0	\$5,000	\$13,000	\$8,000
Insurance - Vehicles	22530011-51500	\$4,838	\$5,628	\$5,000	\$9,260	\$4,260
Insurance, Buildings & Contents	22530011-51510	\$542	-\$579			\$0
INSURANCE - PREPAID	22530011-51545			\$500	\$0	-\$500
REPAIRS TO EQUIPMENT	22540011-51120			\$0	\$8,216	\$8,216
Postage	22550011-51030		\$12	\$0		\$0
Advertising	22570011-51000		\$3,521			\$0
Vehicle Maintenance	22570011-51300	\$60	\$15			\$0
Vehicle Maintenance	22570013-51300		\$15			\$0
Education & Training	22600011-51320		\$8,092			\$0
Non-Professional Services	22620011-51170	\$7,538	\$1,850	\$0		\$0
PRINTING	22800011-51010			\$0	\$1,200	\$1,200
TELEPHONE	22800011-51050			\$0	\$13,500	\$13,500
ELECTRICITY/NAT'L GAS	22800011-51060			\$0	\$49,750	\$49,750
WATER/SEWER	22800011-51070			\$0	\$1,200	\$1,200
MAINTENANCE CONTRACTS	22800011-51110			\$0	\$5,300	\$5,300
EQUIPMENT RENTALS	22800011-51140			\$0	\$1,300	\$1,300
NON-PROFESSIONAL SERVICES	22800011-51170			\$0	\$2,700	\$2,700
OTHER VEHICLE OPER COSTS	22800011-51295			\$0	\$13,133	\$13,133
GARAGE REPAIRS & MAINT	22800011-51300			\$0	\$62,000	\$62,000
BOOKS,SUBS,MEMBERSHIPS	22800011-51310			\$0	\$3,250	\$3,250
TRAINING AND CONFERENCES	22800011-51320			\$0	\$10,000	\$10,000
VEHICLE INSURANCE	22800011-51500			\$0	\$31,636	\$31,636
INSURANCE - OTHER	22800011-51540			\$0	\$560	\$560
UNCLASSIFIED-K-9 UNIT	22800011-51991			\$0	\$400	\$400





Name	Account ID	FY2019 Actuals	FY2020 Actuals	FY2021 Adopted	FY2022 Budgeted	FY2021 Adopted vs. FY2022 Proposed (\$ Change)
Professional Services	23020011-51160	\$72,973	\$32,410	\$0	\$4,420,653	\$4,420,653
Professional Services	23030011-51160	\$93,349	\$32,848	\$0	\$690,835	\$690,835
Advertising	23110011-51000	\$500	\$875	\$0		\$0
Education & Training	23110011-51320	\$299				\$0
Postage	23420011-51030	\$217	\$152	\$500		-\$500
Professional Services	23420011-51160	\$48,792	\$234			\$0
Printing	23430011-51010	\$47				\$0
Professional Services	23430011-51160	\$293		\$0	\$3,500	\$3,500
Advertising	23440011-51000	\$3,149	\$2,500	\$0		\$0
Printing	23440011-51010	\$851		\$0		\$0
Recycling	23440011-51167	\$1,030	\$719	\$0		\$0
Professional Services	23450011-51160	\$95,862	\$99,624	\$0	\$104,000	\$104,000
Advertising	23480011-51000	\$2,700	\$3,185	\$0		\$0
Printing	23480011-51010	\$551	\$826	\$0		\$0
Advertising	23490011-51000	\$16,892	\$2,500	\$0	\$6,400	\$6,400
Printing	23490011-51010	\$148	\$682			\$0
Rental of Equipment	23490011-51140	\$8,094				\$0
Professional Services	23490011-51160	\$25,100				\$0
Education & Training	23520011-51320	\$281	\$802			\$0
Advertising	23520012-51000	\$2,000		\$0		\$0
Advertising	24010011-51000	\$395	\$483	\$250	\$250	\$0
Printing	24010011-51010	\$394	\$175	\$1,000	\$1,000	\$0
Postage	24010011-51030	\$1,916	\$1,693	\$2,700	\$2,500	-\$200
Telephone	24010011-51050	\$909	\$1,848	\$1,350	\$1,550	\$200
Maintenance Contracts	24010011-51110	\$11,346	\$11,126	\$13,000	\$13,000	\$0
Rental of Equipment	24010011-51140	\$3,651	\$3,444	\$3,500	\$3,925	\$425



Name	Account ID	FY2019 Actuals	FY2020 Actuals	FY2021 Adopted	FY2022 Budgeted	FY2021 Adopted vs. FY2022 Proposed (\$ Change)
Professional Services	24010011-51160	\$31,579	\$26,163	\$5,000	\$5,000	\$0
Vehicle Maintenance	24010011-51300	\$795	\$9,804	\$2,300	\$2,300	\$0
Books & Subscriptions	24010011-51310	\$5,800	\$6,750	\$6,750	\$6,750	\$0
Education & Training	24010011-51320	\$1,416	\$476	\$5,000	\$5,000	\$0
Insurance - Vehicles	24010011-51500	\$2,703	\$2,382	\$2,500	\$2,500	\$0
Insurance, Buildings & Contents	24010011-51510	-\$1,971	-\$5,803			\$0
MED/PROF LIAB INSURANCE	24010011-51520			\$2,300	\$4,000	\$1,700
INSURANCE - PREPAID	24010011-51545			\$4,950		-\$4,950
Printing	24020011-51010	\$16	\$0	\$100	\$100	\$0
Professional Services	24020011-51160	\$17,665	\$9,582	\$16,000	\$7,000	-\$9,000
Books & Subscriptions	24020011-51310	\$600	\$1,200	\$1,200	\$1,200	\$0
Education & Training	24020011-51320	\$2,353	\$406	\$800	\$800	\$0
PRINTING	24030011-51010			\$100	\$100	\$0
Professional Services	24030011-51160	\$2,050	\$639	\$1,200	\$1,200	\$0
Books & Subscriptions	24030011-51310	\$500	\$300	\$600	\$600	\$0
Education & Training	24030011-51320	\$260	\$277	\$1,000	\$1,000	\$0
Printing	24040011-51010	\$169	\$70	\$400	\$400	\$0
Telephone	24040011-51050	\$645	\$2,313	\$700	\$700	\$0
Professional Services	24040011-51160	\$10,340	\$4,268	\$7,000	\$5,000	-\$2,000
Books & Subscriptions	24040011-51310	\$2,400	\$2,400	\$1,300	\$1,300	\$0
Education & Training	24040011-51320	\$2,242	\$1,856	\$3,700	\$3,700	\$0
Printing	24050011-51010	\$0	\$51	\$250	\$250	\$0
Telephone	24050011-51050	\$645	\$634	\$700	\$700	\$0
Professional Services	24050011-51160	\$0	\$286	\$250	\$250	\$0
Books & Subscriptions	24050011-51310	\$525	\$575	\$600	\$600	\$0
Education & Training	24050011-51320	\$1,041	\$1,919	\$6,000	\$4,750	-\$1,250



Name	Account ID	FY2019 Actuals	FY2020 Actuals	FY2021 Adopted	FY2022 Budgeted	FY2021 Adopted vs. FY2022 Proposed (\$ Change)
Special Projects	24050011-51490	\$2,625	\$3,921	\$6,000	\$6,000	\$0
Telephone	24060011-51050		\$251	\$0		\$0
Professional Services	24060011-51160		\$1,553			\$0
Education & Training	24060011-51320		\$700	\$0		\$0
PRINTING	24070011-51010			\$100	\$100	\$0
Professional Services	24070011-51160	\$250	\$1,000	\$1,500	\$1,500	\$0
Books & Subscriptions	24070011-51310	\$675	\$675	\$1,275	\$1,275	\$0
Education & Training	24070011-51320	\$178	\$432	\$2,600	\$2,600	\$0
Professional Services	24080011-51160		\$3,901			\$0
PHYSICIAN CONTRACT COSTS	24080011-51190			\$11,270	\$11,270	\$0
Printing	24090011-51010		\$122	\$0		\$0
Maintenance Contracts	24090011-51110		\$0	\$0	\$500	\$500
Books & Subscriptions	24090011-51310		\$250	\$0	\$350	\$350
Education & Training	24090011-51320		\$0	\$0	\$500	\$500
Printing	24100011-51010		\$692	\$0		\$0
Postage	24100011-51030		\$283	\$0		\$0
Education & Training	24100011-51320		-\$200	\$0		\$0
Telephone	24110011-51050		\$8			\$0
Education & Training	24110011-51320		\$545	\$0		\$0
MAINTENANCE CONTRACTS	24120011-51110			\$0	\$1,000	\$1,000
TRAINING AND CONFERENCES	24120011-51320			\$250	\$250	\$0
ADVERTISING	24130011-51000			\$0	\$13,163	\$13,163
PROFESSIONAL SERVICES	24130011-51160			\$0	\$3,338	\$3,338
TRAINING AND CONFERENCES	24130011-51320			\$0	\$245	\$245
Advertising	24410011-51000	\$1,401	\$0	\$1,500	\$1,500	\$0
Printing	24410011-51010	\$383	\$1,090	\$1,000	\$1,000	\$0



Name	Account ID	FY2019 Actuals	FY2020 Actuals	FY2021 Adopted	FY2022 Budgeted	FY2021 Adopted vs. FY2022 Proposed (\$ Change)
Postage	24410011-51030	\$2,469	\$2,563	\$3,500	\$3,500	\$0
Licenses & Permits	24410011-51040		\$394	\$0		\$0
Telephone	24410011-51050	\$1,639	\$1,684	\$1,700	\$2,800	\$1,100
Electricity	24410011-51060	\$35,038	\$36,324	\$80,000	\$76,000	-\$4,000
Water & Sewer	24410011-51070	\$3,806	\$4,990	\$5,000	\$3,600	-\$1,400
GARBAGE SERVICES	24410011-51090			\$2,300	\$2,000	-\$300
Maintenance Contracts	24410011-51110	\$1,959	\$1,655	\$3,000	\$2,300	-\$700
Equipment Maintenance	24410011-51120	\$0	\$0	\$1,000	\$1,000	\$0
Facilities Maintenance	24410011-51130	\$37,998	\$30,661	\$1,000	\$1,000	\$0
Rental of Equipment	24410011-51140	\$7,771	\$8,631	\$6,000	\$5,000	-\$1,000
Professional Services	24410011-51160	\$31,247	\$17,697	\$75,000	\$75,000	\$0
Non-Professional Services	24410011-51170	\$2,296	\$3,417			\$0
CLEANING SERVICES	24410011-51210			\$30,000	\$18,000	-\$12,000
Contracted Services	24410011-51220	\$1,168	\$2,617	\$10,400	\$1,000	-\$9,400
GROUNDS MAINT SERVICES	24410011-51270			\$12,000	\$12,000	\$0
OTHER VEHICLE OPER COSTS	24410011-51295			\$2,500	\$2,500	\$0
Vehicle Maintenance	24410011-51300	\$14,553	\$12,063	\$10,000	\$10,000	\$0
Books & Subscriptions	24410011-51310	\$1,500	\$1,500	\$1,500	\$1,500	\$0
Education & Training	24410011-51320	\$5,593	\$2,915	\$6,000	\$5,000	-\$1,000
Client Travel	24410011-51380		-\$70	\$0		\$0
Insurance - Vehicles	24410011-51500	\$10,422	\$11,838	\$0	\$12,000	\$12,000
Insurance, Buildings & Contents	24410011-51510	\$5,721	\$4,632	\$0	\$7,600	\$7,600
INSURANCE - PREPAID	24410011-51545			\$12,000		-\$12,000
UNCLASSIFIED OPERATING	24410011-51990			\$2,000	\$2,000	\$0
Telephone	24420011-51050	\$4,221	\$6,769	\$7,500	\$8,700	\$1,200
GARBAGE SERVICES	24420011-51090			\$500	\$500	\$0



Name	Account ID	FY2019 Actuals	FY2020 Actuals	FY2021 Adopted	FY2022 Budgeted	FY2021 Adopted vs. FY2022 Proposed (\$ Change)
Equipment Maintenance	24420011-51120	\$149	\$154	\$1,000	\$1,000	\$0
Facilities Maintenance	24420011-51130	\$25,492	\$22,251	\$500	\$1,000	\$500
Rental of Equipment	24420011-51140	\$600	\$600	\$2,600	\$600	-\$2,000
Professional Services	24420011-51160	\$449,008	\$417,433	\$454,870	\$25,000	-\$429,870
Non-Professional Services	24420011-51170	\$66	\$65			\$0
Interns, Students, Trainees	24420011-51180	\$193,632	\$80,776	\$0		\$0
Contracted Services	24420011-51220	\$276,486	\$238,479			\$0
TRANSPORTATION SERVICES	24420011-51230			\$285,000	\$285,000	\$0
OTHER VEHICLE OPER COSTS	24420011-51295			\$5,000	\$1,000	-\$4,000
Vehicle Maintenance	24420011-51300	\$24,814	\$25,591	\$20,000	\$20,000	\$0
Books & Subscriptions	24420011-51310	\$300	\$200	\$200	\$200	\$0
Education & Training	24420011-51320	\$7,145	\$4,780	\$7,000	\$3,000	-\$4,000
Client Travel	24420011-51380	\$170	-\$76	\$100		-\$100
Insurance - Vehicles	24420011-51500	\$14,430	\$20,061	\$0	\$20,000	\$20,000
Insurance, Buildings & Contents	24420011-51510	-\$7,151	-\$4,088			\$0
INSURANCE - PREPAID	24420011-51545			\$11,000		-\$11,000
Telephone	24430011-51050	\$783	\$774	\$1,000	\$1,000	\$0
Professional Services	24430011-51160	\$457	\$125			\$0
Non-Professional Services	24430011-51170		\$996	\$500	\$500	\$0
OTHER VEHICLE OPER COSTS	24430011-51295			\$100	\$100	\$0
Vehicle Maintenance	24430011-51300	\$68	\$47			\$0
Education & Training	24430011-51320	\$610	\$0	\$1,000	\$1,000	\$0
Postage	24440011-51030	\$25				\$0
Telephone	24440011-51050	\$4,452	\$4,000	\$4,000	\$3,000	-\$1,000
Professional Services	24440011-51160	\$280	\$400	\$1,000	\$1,000	\$0
Education & Training	24440011-51320	\$1,688	\$1,553	\$2,500	\$2,500	\$0



Name	Account ID	FY2019 Actuals	FY2020 Actuals	FY2021 Adopted	FY2022 Budgeted	FY2021 Adopted vs. FY2022 Proposed (\$ Change)
Non-Professional Services	24450011-51170	\$608	\$0	\$2,000	\$2,000	\$0
Licenses & Permits	24470011-51040	\$527	\$301	\$0		\$0
Telephone	24470011-51050	\$2,040	\$1,316	\$0		\$0
Electricity	24470011-51060	\$18,413	\$16,604	\$0		\$0
Water & Sewer	24470011-51070	\$7,283	\$8,864	\$0		\$0
Equipment Maintenance	24470011-51120	\$1,308	\$150			\$0
Facilities Maintenance	24470011-51130	\$19,035	\$5,524			\$0
Rental of Equipment	24470011-51140	\$1,784	\$1,025	\$0		\$0
Professional Services	24470011-51160	\$516	\$2,800	\$0		\$0
Non-Professional Services	24470011-51170	-\$387				\$0
Contracted Services	24470011-51220	\$10,963	\$8,338	\$0		\$0
Vehicle Maintenance	24470011-51300	\$6,738	\$2,656	\$0		\$0
Books & Subscriptions	24470011-51310	\$350				\$0
Education & Training	24470011-51320	\$2,176				\$0
Insurance - Vehicles	24470011-51500	\$2,218	\$2,522	\$0		\$0
Insurance, Buildings & Contents	24470011-51510	-\$43	-\$615	\$0		\$0
Printing	24480011-51010	\$67	\$625	\$500	\$1,000	\$500
Postage	24480011-51030	\$260	\$440	\$500	\$500	\$0
Telephone	24480011-51050	\$4,734	\$6,396	\$6,700	\$6,900	\$200
Professional Services	24480011-51160	\$3,628	\$5,480	\$5,500	\$1,000	-\$4,500
Education & Training	24480011-51320	\$3,566	\$4,253	\$5,000	\$5,000	\$0
Professional Services	24490011-51160	\$735	\$605	\$500	\$500	\$0
Contracted Services	24490011-51220	\$5,517	\$5,805			\$0
CONTRACT SERVICES	24490011-51370			\$6,000	\$6,000	\$0
Client Travel	24490011-51380	\$180	\$280	\$600	\$600	\$0
Telephone	24500011-51050	\$607	\$1,311	\$1,500	\$1,500	\$0



Name	Account ID	FY2019 Actuals	FY2020 Actuals	FY2021 Adopted	FY2022 Budgeted	FY2021 Adopted vs. FY2022 Proposed (\$ Change)
Electricity	24500011-51060	\$4,376	\$4,583	\$10,000	\$12,000	\$2,000
Water & Sewer	24500011-51070	\$3,549	\$4,469	\$4,700	\$2,100	-\$2,600
GARBAGE SERVICES	24500011-51090			\$1,400	\$1,500	\$100
Equipment Maintenance	24500011-51120	\$0	\$92	\$500	\$500	\$0
Facilities Maintenance	24500011-51130	\$6,759	\$4,430			\$0
Professional Services	24500011-51160	\$146	\$677	\$200	\$200	\$0
Non-Professional Services	24500011-51170	\$1,029	\$1,171			\$0
Contracted Services	24500011-51220	\$4,585	\$5,336	\$6,600	\$4,800	-\$1,800
GROUNDS MAINT SERVICES	24500011-51270			\$2,500	\$3,000	\$500
OTHER VEHICLE OPER COSTS	24500011-51295			\$150	\$150	\$0
Vehicle Maintenance	24500011-51300	\$759	\$698	\$2,500	\$2,500	\$0
Books & Subscriptions	24500011-51310	\$20	\$20	\$20	\$20	\$0
Education & Training	24500011-51320	\$216	\$0	\$600	\$600	\$0
Insurance - Vehicles	24500011-51500	\$1,361	\$1,597	\$0	\$1,600	\$1,600
Insurance, Buildings & Contents	24500011-51510	\$474	\$737	\$0	\$1,300	\$1,300
INSURANCE - PREPAID	24500011-51545			\$1,618		-\$1,618
UNCLASSIFIED OPERATING	24500011-51990			\$100	\$100	\$0
Telephone	24500012-51050	\$2,280	\$3,154	\$3,200	\$1,500	-\$1,700
Electricity	24500012-51060	\$4,783	\$4,351	\$13,000	\$12,000	-\$1,000
Water & Sewer	24500012-51070	\$942	\$1,011	\$1,100	\$2,100	\$1,000
GARBAGE SERVICES	24500012-51090			\$1,000	\$1,500	\$500
Equipment Maintenance	24500012-51120	\$0	\$0	\$500	\$500	\$0
Facilities Maintenance	24500012-51130	\$4,041	\$4,990			\$0
Professional Services	24500012-51160	\$143	\$348	\$200	\$200	\$0
Non-Professional Services	24500012-51170	\$856	\$1,086			\$0
Contracted Services	24500012-51220	\$3,439	\$3,318	\$5,000	\$4,800	-\$200



Name	Account ID	FY2019 Actuals	FY2020 Actuals	FY2021 Adopted	FY2022 Budgeted	FY2021 Adopted vs. FY2022 Proposed (\$ Change)
GROUNDS MAINT SERVICES	24500012-51270			\$2,500	\$3,000	\$500
OTHER VEHICLE OPER COSTS	24500012-51295			\$150	\$150	\$0
Vehicle Maintenance	24500012-51300	\$8,605	\$564	\$2,500	\$2,500	\$0
Books & Subscriptions	24500012-51310	\$20	\$20	\$20	\$20	\$0
Education & Training	24500012-51320	\$383	\$0	\$600	\$600	\$0
Insurance - Vehicles	24500012-51500	\$684	\$804	\$0	\$1,600	\$1,600
Insurance, Buildings & Contents	24500012-51510	\$1,968	\$1,079	\$0	\$1,300	\$1,300
INSURANCE - PREPAID	24500012-51545			\$1,295		-\$1,295
UNCLASSIFIED OPERATING	24500012-51990			\$100	\$100	\$0
Telephone	24500013-51050	\$809	\$1,217	\$1,400	\$1,500	\$100
Electricity	24500013-51060	\$3,686	\$4,185	\$9,000	\$12,000	\$3,000
Water & Sewer	24500013-51070	\$1,781	\$2,133	\$2,500	\$2,100	-\$400
GARBAGE SERVICES	24500013-51090			\$1,000	\$1,500	\$500
Equipment Maintenance	24500013-51120	\$0	\$192	\$500	\$500	\$0
Facilities Maintenance	24500013-51130	\$4,201	\$4,444			\$0
Professional Services	24500013-51160	\$197	\$1,113	\$200	\$200	\$0
Non-Professional Services	24500013-51170	\$856	\$977			\$0
Contracted Services	24500013-51220	\$6,526	\$6,370	\$7,200	\$4,800	-\$2,400
GROUNDS MAINT SERVICES	24500013-51270			\$2,500	\$3,000	\$500
OTHER VEHICLE OPER COSTS	24500013-51295			\$150	\$150	\$0
Vehicle Maintenance	24500013-51300	\$4,379	\$393	\$2,500	\$2,500	\$0
Books & Subscriptions	24500013-51310	\$20	\$20	\$20	\$20	\$0
Education & Training	24500013-51320	\$411	\$245	\$600	\$600	\$0
Insurance - Vehicles	24500013-51500	\$1,499	\$814	\$0	\$1,600	\$1,600
Insurance, Buildings & Contents	24500013-51510	\$937	\$1,421	\$0	\$1,300	\$1,300
INSURANCE - PREPAID	24500013-51545			\$1,716		-\$1,716





Name	Account ID	FY2019 Actuals	FY2020 Actuals	FY2021 Adopted	FY2022 Budgeted	FY2021 Adopted vs. FY2022 Proposed (\$ Change)
UNCLASSIFIED OPERATING	24500013-51990			\$100	\$100	\$0
Telephone	24500014-51050	\$1,418	\$1,834	\$2,000	\$1,500	-\$500
Electricity	24500014-51060	\$2,514	\$2,773	\$6,000	\$12,000	\$6,000
Water & Sewer	24500014-51070	\$1,172	\$1,411	\$1,500	\$2,100	\$600
Equipment Maintenance	24500014-51120	\$0	\$232	\$500	\$500	\$0
Facilities Maintenance	24500014-51130	\$4,877	\$5,192			\$0
Professional Services	24500014-51160	\$66	\$1,017	\$200	\$200	\$0
Non-Professional Services	24500014-51170	\$66				\$0
Contracted Services	24500014-51220	\$5,254	\$5,377	\$6,500	\$4,800	-\$1,700
GROUNDS MAINT SERVICES	24500014-51270			\$3,000	\$3,000	\$0
OTHER VEHICLE OPER COSTS	24500014-51295			\$150	\$150	\$0
Vehicle Maintenance	24500014-51300	\$1,278	\$1,348	\$2,500	\$2,500	\$0
Books & Subscriptions	24500014-51310	\$20	\$20	\$20	\$20	\$0
Education & Training	24500014-51320	\$2,306	\$40	\$600	\$600	\$0
Insurance - Vehicles	24500014-51500	\$685	\$774	\$0	\$1,600	\$1,600
Insurance, Buildings & Contents	24500014-51510	\$929	\$499	\$0	\$1,300	\$1,300
INSURANCE - PREPAID	24500014-51545			\$1,064		-\$1,064
UNCLASSIFIED OPERATING	24500014-51990			\$150	\$100	-\$50
Telephone	24500015-51050	\$405	\$1,101	\$1,400	\$1,500	\$100
Electricity	24500015-51060	\$3,440	\$4,194	\$10,000	\$12,000	\$2,000
Water & Sewer	24500015-51070	\$1,298	\$1,391	\$2,000	\$2,100	\$100
GARBAGE SERVICES	24500015-51090			\$1,000	\$1,500	\$500
Equipment Maintenance	24500015-51120	\$0	\$0	\$500	\$500	\$0
Facilities Maintenance	24500015-51130	\$4,078	\$4,968			\$0
Professional Services	24500015-51160	\$71	\$681	\$200	\$200	\$0
Non-Professional Services	24500015-51170	\$789	\$977			\$0



Name	Account ID	FY2019 Actuals	FY2020 Actuals	FY2021 Adopted	FY2022 Budgeted	FY2021 Adopted vs. FY2022 Proposed (\$ Change)
Contracted Services	24500015-51220	\$6,148	\$6,004	\$6,800	\$4,800	-\$2,000
GROUNDS MAINT SERVICES	24500015-51270			\$2,500	\$3,000	\$500
OTHER VEHICLE OPER COSTS	24500015-51295			\$150	\$150	\$0
Vehicle Maintenance	24500015-51300	\$3,546	\$3,069	\$2,500	\$2,500	\$0
Books & Subscriptions	24500015-51310	\$20	\$20	\$20	\$20	\$0
Education & Training	24500015-51320	\$910	\$0	\$600	\$600	\$0
Insurance - Vehicles	24500015-51500	\$712	\$830	\$0	\$1,600	\$1,600
Insurance, Buildings & Contents	24500015-51510	\$1,782	\$831	\$0	\$1,300	\$1,300
INSURANCE - PREPAID	24500015-51545			\$1,316		-\$1,316
UNCLASSIFIED OPERATING	24500015-51990			\$100	\$100	\$0
Telephone	24500016-51050	\$607	\$1,264	\$1,700	\$1,500	-\$200
Electricity	24500016-51060	\$3,370	\$3,619	\$11,000	\$12,000	\$1,000
Water & Sewer	24500016-51070	\$1,860	\$1,721	\$2,000	\$2,100	\$100
Equipment Maintenance	24500016-51120	\$0	\$0	\$500	\$500	\$0
Facilities Maintenance	24500016-51130	\$4,184	\$3,714			\$0
Professional Services	24500016-51160	\$145	\$974	\$200	\$200	\$0
Contracted Services	24500016-51220	\$6,347	\$6,076	\$7,000	\$8,400	\$1,400
GROUNDS MAINT SERVICES	24500016-51270			\$2,500	\$2,500	\$0
OTHER VEHICLE OPER COSTS	24500016-51295			\$150	\$150	\$0
Vehicle Maintenance	24500016-51300	\$2,732	\$1,477	\$2,500	\$2,500	\$0
Books & Subscriptions	24500016-51310	\$20	\$20	\$20	\$20	\$0
Education & Training	24500016-51320	\$1,285	\$118	\$600	\$600	\$0
Insurance - Vehicles	24500016-51500	\$684	\$804	\$0	\$1,600	\$1,600
Insurance, Buildings & Contents	24500016-51510	\$1,119	\$874	\$0	\$1,300	\$1,300
INSURANCE - PREPAID	24500016-51545			\$1,151		-\$1,151
UNCLASSIFIED OPERATING	24500016-51990			\$200	\$200	\$0



Name	Account ID	FY2019 Actuals	FY2020 Actuals	FY2021 Adopted	FY2022 Budgeted	FY2021 Adopted vs. FY2022 Proposed (\$ Change)
Telephone	24500017-51050	\$607	\$1,157	\$1,400	\$1,500	\$100
Electricity	24500017-51060	\$4,670	\$5,748	\$12,000	\$12,000	\$0
Water & Sewer	24500017-51070	\$1,889	\$1,353	\$2,000	\$2,100	\$100
Equipment Maintenance	24500017-51120	\$420	\$172	\$500	\$500	\$0
Facilities Maintenance	24500017-51130	\$4,604	\$4,528			\$0
Professional Services	24500017-51160	\$142	\$354	\$200	\$200	\$0
Contracted Services	24500017-51220	\$6,480	\$6,371	\$7,800	\$8,400	\$600
GROUNDS MAINT SERVICES	24500017-51270			\$3,000	\$2,500	-\$500
OTHER VEHICLE OPER COSTS	24500017-51295			\$150	\$150	\$0
Vehicle Maintenance	24500017-51300	\$1,294	\$617	\$2,500	\$2,500	\$0
Books & Subscriptions	24500017-51310	\$20	\$20	\$20	\$20	\$0
Education & Training	24500017-51320	\$883	\$223	\$600	\$600	\$0
Insurance - Vehicles	24500017-51500	\$726	\$830	\$0	\$1,600	\$1,600
Insurance, Buildings & Contents	24500017-51510	\$1,231	\$978	\$0	\$1,300	\$1,300
INSURANCE - PREPAID	24500017-51545			\$1,248		-\$1,248
UNCLASSIFIED OPERATING	24500017-51990			\$200	\$200	\$0
Telephone	24500018-51050		\$1,351	\$1,500	\$1,500	\$0
Electricity	24500018-51060	\$125	\$3,362	\$8,000	\$12,000	\$4,000
Water & Sewer	24500018-51070	\$248	\$1,332	\$1,300	\$2,100	\$800
Equipment Maintenance	24500018-51120		\$0	\$500	\$500	\$0
Facilities Maintenance	24500018-51130	\$759	\$5,287			\$0
Professional Services	24500018-51160		\$592	\$6,200	\$200	-\$6,000
Non-Professional Services	24500018-51170		\$110			\$0
Contracted Services	24500018-51220	\$1,762	\$4,936	\$6,500	\$4,800	-\$1,700
GROUNDS MAINT SERVICES	24500018-51270			\$3,000	\$3,000	\$0
OTHER VEHICLE OPER COSTS	24500018-51295			\$150	\$150	\$0



Name	Account ID	FY2019 Actuals	FY2020 Actuals	FY2021 Adopted	FY2022 Budgeted	FY2021 Adopted vs. FY2022 Proposed (\$ Change)
Vehicle Maintenance	24500018-51300	\$817	\$3,021	\$2,500	\$2,500	\$0
Books & Subscriptions	24500018-51310	\$0	\$20	\$20	\$20	\$0
Education & Training	24500018-51320		\$100	\$600	\$600	\$0
Insurance - Vehicles	24500018-51500	\$808				\$0
Insurance, Buildings & Contents	24500018-51510	-\$143	\$84	\$0	\$2,900	\$2,900
INSURANCE - PREPAID	24500018-51545			\$1,800		-\$1,800
UNCLASSIFIED OPERATING	24500018-51990			\$150	\$100	-\$50
Telephone	24500019-51050		\$1,195	\$1,300	\$1,500	\$200
Electricity	24500019-51060	\$697	\$3,229	\$8,000	\$12,000	\$4,000
Water & Sewer	24500019-51070	\$559	\$1,349	\$1,500	\$2,100	\$600
Equipment Maintenance	24500019-51120		\$0	\$500	\$500	\$0
Facilities Maintenance	24500019-51130	\$1,437	\$5,305			\$0
Professional Services	24500019-51160		\$10,896	\$200	\$200	\$0
Contracted Services	24500019-51220	\$1,620	\$4,656	\$6,000	\$4,800	-\$1,200
GROUNDS MAINT SERVICES	24500019-51270			\$3,000	\$3,000	\$0
OTHER VEHICLE OPER COSTS	24500019-51295			\$150	\$150	\$0
Vehicle Maintenance	24500019-51300	\$596	\$720	\$2,500	\$2,500	\$0
Books & Subscriptions	24500019-51310	\$0	\$20	\$20	\$20	\$0
Education & Training	24500019-51320		\$10	\$600	\$600	\$0
Insurance - Vehicles	24500019-51500	\$798	\$830	\$0	\$1,600	\$1,600
Insurance, Buildings & Contents	24500019-51510	\$69	\$673	\$0	\$1,300	\$1,300
INSURANCE - PREPAID	24500019-51545			\$1,016		-\$1,016
UNCLASSIFIED OPERATING	24500019-51990			\$150	\$100	-\$50
Telephone	24500020-51050		\$1,258	\$1,000	\$1,500	\$500
Electricity	24500020-51060		\$562	\$9,000	\$12,000	\$3,000
Water & Sewer	24500020-51070		\$555	\$1,700	\$2,100	\$400



Name	Account ID	FY2019 Actuals	FY2020 Actuals	FY2021 Adopted	FY2022 Budgeted	FY2021 Adopted vs. FY2022 Proposed (\$ Change)
Equipment Maintenance	24500020-51120		\$0	\$500	\$500	\$0
Facilities Maintenance	24500020-51130		\$3,073			\$0
Professional Services	24500020-51160		\$683	\$200	\$200	\$0
Contracted Services	24500020-51220		\$1,692	\$6,292	\$8,200	\$1,908
GROUNDS MAINT SERVICES	24500020-51270			\$2,500	\$2,500	\$0
OTHER VEHICLE OPER COSTS	24500020-51295			\$100	\$150	\$50
Vehicle Maintenance	24500020-51300	\$87	\$127	\$2,500	\$2,500	\$0
Books & Subscriptions	24500020-51310	\$0	\$20	\$20	\$20	\$0
Education & Training	24500020-51320		\$1,984	\$600	\$600	\$0
Insurance - Vehicle	24500020-51500		\$840	\$0	\$1,600	\$1,600
Insurance, Buildings & Contents	24500020-51510	\$153	-\$629	\$0	\$1,300	\$1,300
INSURANCE - PREPAID	24500020-51545			\$2,000		-\$2,000
UNCLASSIFIED OPERATING	24500020-51990			\$150	\$200	\$50
TELEPHONE	24500021-51050			\$0	\$1,500	\$1,500
ELECTRICITY/NAT'L GAS	24500021-51060			\$0	\$12,000	\$12,000
WATER/SEWER/GARBAGE	24500021-51070			\$0	\$2,100	\$2,100
REPAIRS TO EQUIPMENT	24500021-51120			\$0	\$500	\$500
Facilities Maintenance	24500021-51130		\$2,213			\$0
Professional Services	24500021-51160		\$256	\$0	\$200	\$200
Contracted Services	24500021-51220	\$832	\$906	\$1,500	\$8,400	\$6,900
GROUNDS MAINT SERVICES	24500021-51270			\$2,000	\$2,500	\$500
OTHER VEHICLE OPER COSTS	24500021-51295			\$0	\$150	\$150
Vehicle Maintenance	24500021-51300	\$71		\$0	\$2,500	\$2,500
Books & Subscriptions	24500021-51310	\$0		\$0	\$20	\$20
TRAINING AND CONFERENCES	24500021-51320			\$0	\$600	\$600
VEHICLE INSURANCE	24500021-51500			\$0	\$1,600	\$1,600



Name	Account ID	FY2019 Actuals	FY2020 Actuals	FY2021 Adopted	FY2022 Budgeted	FY2021 Adopted vs. FY2022 Proposed (\$ Change)
Insurance, Buildings & Contents	24500021-51510	\$153		\$0	\$1,300	\$1,300
UNCLASSIFIED OPERATING	24500021-51990			\$0	\$200	\$200
Professional Services	24510011-51160	\$420,712	\$432,818			\$0
MEDICAL/DENTAL SERVICES	24510011-51190			\$400,000	\$321,720	-\$78,280
Non-Professional Services	24530011-51170	\$23,753	\$24,883	\$25,100	\$28,841	\$3,741
Non-Professional Services	24550011-51170	\$6,758	\$5,762	\$10,000		-\$10,000
Contracted Services	24550011-51220	\$42,467	\$45,000			\$0
CONTRACT SERVICES	24550011-51370			\$45,000	\$12,000	-\$33,000
Non-Professional Services	24580011-51170	\$171,435	\$168,979	\$175,000	\$175,000	\$0
Professional Services	24600011-51160	\$36,984	\$3,049	\$0		\$0
Non-Professional Services	24600011-51170	\$3,300	\$1,200	\$0		\$0
Advertising	25030011-51000	\$129	\$0	\$100	\$100	\$0
Printing	25030011-51010	\$110	\$0	\$100	\$100	\$0
Postage	25030011-51030	\$178	\$90	\$150	\$150	\$0
Telephone	25030011-51050	\$1,378	\$2,715	\$1,400	\$1,600	\$200
Rental of Equipment	25030011-51140	\$958	\$965	\$1,000	\$1,000	\$0
Rental of Buildings	25030011-51150	\$20,000	\$30,000	\$20,000	\$20,000	\$0
Professional Services	25030011-51160	\$32,228	\$67,610	\$40,000	\$20,000	-\$20,000
PROF SERV - FAMILIES FIRST CON	25030011-51165			\$36,000	\$36,000	\$0
Non-Professional Services	25030011-51170	\$28,910	\$0	\$2,000	\$0	-\$2,000
OTHER VEHICLE OPER COSTS	25030011-51295			\$25	\$0	-\$25
GARAGE REPAIRS & MAINT	25030011-51300			\$200	\$0	-\$200
Books & Subscriptions	25030011-51310	\$200	\$100	\$100	\$100	\$0
Education & Training	25030011-51320	\$3,064	\$1,713	\$4,000	\$1,000	-\$3,000
Insurance - Vehicle	25030011-51500		\$911	\$350	\$0	-\$350
Insurance, Buildings & Contents	25030011-51510		-\$683			\$0



Name	Account ID	FY2019 Actuals	FY2020 Actuals	FY2021 Adopted	FY2022 Budgeted	FY2021 Adopted vs. FY2022 Proposed (\$ Change)
INSURANCE - PREPAID	25030011-51545			\$1,050	\$0	-\$1,050
UNCLASSIFIED OPERATING	25030011-51990			\$1,000	\$0	-\$1,000
Professional Services	25440012-51160	\$741,485	\$1,207,838	\$0		\$0
Admin Costs	25440012-51980	\$10,000	\$30,000	\$0		\$0
Water & Sewer	25460011-51070	\$1,052	\$1,888	\$1,200	\$3,200	\$2,000
Professional Services	26000011-51160	\$19,480		\$0	\$50,000	\$50,000
Professional Services	26020011-51160	\$20,119		\$0	\$2,500,000	\$2,500,000
PROFESSIONAL SERVICES	26040011-51160			\$0	\$50,000	\$50,000
PROFESSIONAL SERVICES	26060011-51160			\$0	\$30,661	\$30,661
Education & Training	26200011-51320	\$372				\$0
Professional Services	26200013-51160	\$390				\$0
Education & Training	26320011-51320	\$2,094				\$0
Professional Services	26520011-51160	\$24,016	\$3,012	\$0	\$1,746,376	\$1,746,376
Professional Services	26530011-51160		\$8,500	\$0	\$14,128	\$14,128
Professional Services	26540011-51160		\$0	\$0	\$66,156	\$66,156
Professional Services	26550011-51160	\$0		\$0	\$31,642	\$31,642
Equipment Maintenance	27010011-51120		\$12,489	\$0		\$0
TELEPHONE	27100013-51050			\$0	\$45,344	\$45,344
MAINTENANCE CONTRACTS	27160013-51110			\$0	\$3,880	\$3,880
MAINTENANCE CONTRACTS	27160014-51110			\$0	\$5,890	\$5,890
TELEPHONE	27210012-51050			\$0	\$752	\$752
TELEPHONE	27220012-51050			\$0	\$1,570	\$1,570
MAINTENANCE CONTRACTS	27280016-51110			\$0	\$17,289	\$17,289
Telephone	27290012-51050		\$808			\$0
Telephone	27290013-51050		\$808			\$0
Telephone	27320012-51050		\$15,893			\$0



Name	Account ID	FY2019 Actuals	FY2020 Actuals	FY2021 Adopted	FY2022 Budgeted	FY2021 Adopted vs. FY2022 Proposed (\$ Change)
Vehicle Maintenance	27320012-51300		\$353			\$0
Education & Training	27320012-51320		\$7,618	\$0		\$0
Maintenance Contracts	27330015-51110	\$14,000	\$14,000	\$0		\$0
Education & Training	27330015-51320	\$6,627				\$0
PROFESSIONAL SERVICES	23000001-51160			\$0	\$690,161	\$690,161
MAINTENANCE CONTRACTS	27310016-51110			\$0	\$35,000	\$35,000
<b>Total General Government:</b>		<b>\$21,689,028</b>	<b>\$19,093,212</b>	<b>\$4,631,711</b>	<b>\$16,197,673</b>	<b>\$11,565,962</b>
<b>Total Purchased Services:</b>		<b>\$21,689,028</b>	<b>\$19,093,212</b>	<b>\$4,631,711</b>	<b>\$16,197,673</b>	<b>\$11,565,962</b>
<b>Supplies</b>						
<b>General Government</b>						
Supplies & Materials	2342001T-52010	\$10,745	\$0			\$0
ROW Property Acquisition	2342001T-52441	\$0	\$3,000	\$0		\$0
Supplies & Materials	20010011-52010	\$477	\$50,270	\$650		-\$650
DATA PROCESSING SUPPLIES	20010011-52020			\$100		-\$100
FUEL/LUBRICANTS	20010011-52500			\$790		-\$790
MINOR OFF FURN/EQP (NON-CAP)	20010011-52600			\$500		-\$500
TECHNOLOGY EQUIP (NON-CAP)	20010011-52610			\$1,000		-\$1,000
Equipment, Non-Capital	20010011-52612	\$26	\$0			\$0
Supplies & Materials	20020011-52010	\$504	\$71,929	\$650		-\$650
DATA PROCESSING SUPPLIES	20020011-52020			\$100		-\$100
FUELS/LUBRICANTS	20020011-52500			\$790		-\$790
MINOR OFF FURN/EQP (NON-CAP)	20020011-52600			\$500		-\$500
TECHNOLOGY EQUIP (NON-CAP)	20020011-52610			\$1,000		-\$1,000
Equipment, Non-Capital	20020011-52612	\$26	\$0			\$0
Supplies & Materials	20100011-52010	\$466	\$358	\$650		-\$650
DATA PROCESSINGS SUPPLIES	20100011-52020			\$100		-\$100





Name	Account ID	FY2019 Actuals	FY2020 Actuals	FY2021 Adopted	FY2022 Budgeted	FY2021 Adopted vs. FY2022 Proposed (\$ Change)
FUEL / LUBRICANTS	20100011-52500			\$790		-\$790
MINOR OFF FURN/EQP (NON-CAP)	20100011-52600			\$2,000		-\$2,000
TECHNOLOGY EQUIP (NON-CAP)	20100011-52610			\$1,000		-\$1,000
Equipment, Non-Capital	20100011-52612	\$26	\$0			\$0
Supplies & Materials	20110011-52010	\$19,042	\$11,527	\$6,000	\$7,500	\$1,500
DATA PROCESSING SUPPLIES	20110011-52020			\$500	\$1,000	\$500
Fuels & Lubricants	20110011-52500		\$199	\$500	\$500	\$0
MINOR OFF FURN/EQP (NON-CAP)	20110011-52600			\$3,000	\$3,000	\$0
TECHNOLOGY EQUIP (NON-CAP)	20110011-52610			\$20,110	\$20,110	\$0
Equipment, Non-Capital	20110011-52612	\$7,846	\$11,809			\$0
Supplies & Materials	21000011-52010	\$250	\$337	\$14,500	\$14,500	\$0
MINOR OFF FURN/EQP (NON-CAP)	21000011-52600			\$14,500	\$14,500	\$0
Supplies & Materials	21010011-52010	\$1,703	-\$168	\$2,000	\$2,000	\$0
Supplies & Materials	21100011-52010	\$15,607	\$10,721	\$10,000	\$10,000	\$0
Fuels & Lubricants	21100011-52500		\$4,218	\$7,000	\$7,000	\$0
MINOR OFF FURN/EQP (NON-CAP)	21100011-52600			\$2,000	\$2,000	\$0
Equipment, Non-Capital	21100011-52612	\$415	\$248			\$0
TECHNOLOGY EQUIP (NON-CAP)	22000011-52610			\$0	\$176,014	\$176,014
Supplies & Materials	22010011-52010	\$1,958	\$1,700	\$2,000	\$2,000	\$0
DATA PROCESSING SUPPLIES	22010011-52020			\$16,000	\$16,000	\$0
Uniforms	22010011-52050	\$195	\$0	\$200	\$200	\$0
TECHNOLOGY EQUIP (NON-CAP)	22010011-52610			\$60,000	\$60,000	\$0
Equipment, Non-Capital	22010011-52612	\$326,280	\$294,098			\$0
Supplies & Materials	22020011-52010		\$3,281			\$0
AV/EDUC/TRAINING AIDS	22020011-52350			\$2,000	\$2,000	\$0
Equipment, Non-Capital	22020011-52612	\$1,597	\$0			\$0



Name	Account ID	FY2019 Actuals	FY2020 Actuals	FY2021 Adopted	FY2022 Budgeted	FY2021 Adopted vs. FY2022 Proposed (\$ Change)
Supplies & Materials	22420011-52010	\$194				\$0
Equipment, Non-Capital	22420011-52612		\$2,334			\$0
Fuels & Lubricants	22510011-52500		\$1,504	\$0		\$0
Supplies & Materials	22530011-52010	\$13,462	\$3,225			\$0
DATA PROCESSING SUPPLIES	22530011-52020			\$200	\$350	\$150
Uniforms	22530011-52050	\$8,233	\$2,620	\$5,000	\$2,700	-\$2,300
UNIFORMS-BODY ARMOR	22530011-5205B			\$3,000	\$0	-\$3,000
OTHER SUPPLIES	22530011-52400			\$700	\$0	-\$700
Fuels & Lubricants	22530011-52500		\$10,727	\$12,000	\$14,447	\$2,447
Equipment, Non-Capital	22530011-52612	\$191	\$263			\$0
TECHNOLOGY EQUIP (NON-CAP)	22550011-52610			\$0	\$1,375	\$1,375
Equipment, Non-Capital	22550011-52612		\$1,400			\$0
TECHNOLOGY EQUIP (NON-CAP)	22620011-52610			\$0	\$274,581	\$274,581
Equipment, Non-Capital	22620011-52612	\$1,286	\$49,065			\$0
SUPPLIES-OFFICE/PHOTO/ETC	22800011-52010			\$0	\$12,500	\$12,500
DATA PROCESSING SUPPLIES	22800011-52020			\$0	\$500	\$500
UNIFORMS	22800011-52050			\$0	\$23,250	\$23,250
UNIFORMS-BODY ARMOR	22800011-5205B			\$0	\$5,915	\$5,915
OTHER SUPPLIES	22800011-52400			\$0	\$2,200	\$2,200
FUELS/LUBRICANTS	22800011-52500			\$0	\$110,000	\$110,000
Supplies & Materials	23110011-52010	\$1,215	\$7,667			\$0
Supplies & Materials	23420011-52010	\$0	\$7	\$0		\$0
Supplies & Materials	23430011-52010	\$272	\$129	\$2,000		-\$2,000
Supplies & Materials	23440011-52010	\$55,461	\$69,801			\$0
OTHER SUPPLIES	23440011-52400			\$0	\$3,569	\$3,569
Supplies & Materials	23490011-52010	\$390	\$9,435			\$0



Name	Account ID	FY2019 Actuals	FY2020 Actuals	FY2021 Adopted	FY2022 Budgeted	FY2021 Adopted vs. FY2022 Proposed (\$ Change)
Supplies & Materials	23520011-52010	\$241				\$0
Supplies & Materials	23520012-52010	\$21,537	\$12,340			\$0
Palmetto Pride Expenditures	23520012-52420	\$4,368	\$500	\$0		\$0
Supplies & Materials	24010011-52010	\$19,323	\$45,586	\$9,000	\$9,000	\$0
DATA PROCESSING SUPPLIES	24010011-52020			\$500	\$500	\$0
Fuels & Lubricants	24010011-52500		\$1,546	\$2,850	\$2,850	\$0
MINOR OFF FURN/EQP (NON-CAP)	24010011-52600			\$1,300	\$1,300	\$0
TECHNOLOGY EQUIP (NON-CAP)	24010011-52610			\$1,850	\$1,850	\$0
Equipment, Non-Capital	24010011-52612	\$41,581	\$5,983			\$0
Supplies & Materials	24020011-52010	\$2,772	\$887	\$1,100	\$1,100	\$0
AV/EDUC/TRAINING AIDS	24020011-52350			\$8,000	\$8,000	\$0
Equipment, Non-Capital	24020011-52612	\$8,706	\$5,910			\$0
Supplies & Materials	24030011-52010	\$3,119	\$997	\$1,500	\$1,500	\$0
AV/EDUC/TRAINING AIDS	24030011-52350			\$500	\$500	\$0
Equipment, Non-Capital	24030011-52612	\$0	\$70			\$0
Supplies & Materials	24040011-52010	\$5,760	\$2,229	\$3,000	\$3,000	\$0
AV/EDUC/TRAINING AIDS	24040011-52350			\$1,000	\$1,000	\$0
Equipment, Non-Capital	24040011-52612	\$207	\$215			\$0
Supplies & Materials	24050011-52010	\$66	\$112	\$1,400	\$1,400	\$0
AV/EDUC/TRAINING AIDS	24050011-52350			\$1,000	\$1,000	\$0
Equipment, Non-Capital	24050011-52612	\$724	\$0			\$0
Supplies & Materials	24060011-52010		\$111	\$0		\$0
Equipment, Non-Capital	24060011-52612		\$2,350			\$0
Supplies & Materials	24070011-52010	\$5,831	\$1,781	\$3,000	\$3,000	\$0
AV/EDUC/TRAINING AIDS	24070011-52350			\$400	\$400	\$0
Equipment, Non-Capital	24070011-52612	\$292	\$70			\$0



Name	Account ID	FY2019 Actuals	FY2020 Actuals	FY2021 Adopted	FY2022 Budgeted	FY2021 Adopted vs. FY2022 Proposed (\$ Change)
Medical/ Pharmacy Supplies	24080011-52300		\$15,932	\$35,062	\$35,062	\$0
Supplies & Materials	24090011-52010		\$0	\$0	\$1,000	\$1,000
Equipment, Non-Capital	24090011-52612		\$1,031			\$0
Supplies & Materials	24100011-52010		\$2,416	\$0		\$0
SUPPLIES-OFFICE/PHOTO/ETC	24130011-52010			\$0	\$1,076	\$1,076
Supplies & Materials	24410011-52010	\$12,520	\$18,691	\$8,000	\$8,000	\$0
DATA PROCESSING SUPPLIES	24410011-52020			\$1,500	\$1,500	\$0
CLEAN'G/SANI SUPPLIES	24410011-52030			\$1,000	\$1,000	\$0
FOOD SUPPLIES	24410011-52040			\$2,000		-\$2,000
Medical/ Pharmacy Supplies	24410011-52300	\$3,984	\$3,771	\$5,000	\$2,500	-\$2,500
AV/EDUC/TRAINING AIDS	24410011-52350			\$4,000	\$3,000	-\$1,000
Fuels & Lubricants	24410011-52500		\$378	\$1,000	\$500	-\$500
TECHNOLOGY EQUIP (NON-CAP)	24410011-52610			\$3,000	\$3,000	\$0
Equipment, Non-Capital	24410011-52612	\$11,201	\$7,235			\$0
Supplies & Materials	24420011-52010	\$57,147	\$4,964	\$5,000	\$2,500	-\$2,500
DATA PROCESSING SUPPLIES	24420011-52020			\$1,000	\$1,000	\$0
CLEAN'G/SANI SUPPLIES	24420011-52030			\$11,000	\$12,000	\$1,000
PALS CLEANING SUPPLIES	24420011-52031			\$12,000		-\$12,000
CLEANING SUPPLIES - DSN/LIBRAR	24420011-52032			\$3,500		-\$3,500
FOOD SUPPLIES	24420011-52040			\$3,000	\$3,000	\$0
RECREATION SUPPLIES	24420011-52170			\$3,000	\$3,000	\$0
Medical/ Pharmacy Supplies	24420011-52300	\$4,923	\$3,056	\$2,500	\$2,500	\$0
AV/EDUC/TRAINING AIDS	24420011-52350			\$2,500	\$2,500	\$0
Fuels & Lubricants	24420011-52500		\$32,805	\$50,000	\$50,000	\$0
MINOR OFF FURN/EQP (NON-CAP)	24420011-52600			\$10,000	\$10,000	\$0
TECHNOLOGY EQUIP (NON-CAP)	24420011-52610			\$10,000	\$10,000	\$0



Name	Account ID	FY2019 Actuals	FY2020 Actuals	FY2021 Adopted	FY2022 Budgeted	FY2021 Adopted vs. FY2022 Proposed (\$ Change)
Equipment, Non-Capital	24420011-52612	\$12,038	\$20,124			\$0
Supplies & Materials	24430011-52010	\$1,238	\$131	\$500	\$500	\$0
DATA PROCESSING SUPPLIES	24430011-52020			\$250	\$250	\$0
Client Personal Needs	24430011-52270	\$43	\$0	\$500	\$500	\$0
Medical/ Pharmacy Supplies	24430011-52300	\$0	\$10	\$500	\$500	\$0
AV/EDUC/TRAINING AIDS	24430011-52350			\$500	\$500	\$0
Fuels & Lubricants	24430011-52500		\$1,147	\$2,000	\$2,000	\$0
TECHNOLOGY EQUIP (NON-CAP)	24430011-52610			\$1,000	\$1,000	\$0
Equipment, Non-Capital	24430011-52612	\$50	\$27			\$0
Supplies & Materials	24440011-52010	\$5,025	\$345	\$1,000	\$1,000	\$0
DATA PROCESSING SUPPLIES	24440011-52020			\$500	\$500	\$0
Medical/ Pharmacy Supplies	24440011-52300		\$193	\$0	\$500	\$500
Fuels & Lubricants	24440011-52500		\$1,649	\$4,000	\$3,500	-\$500
Equipment, Non-Capital	24440011-52612	\$6,997	\$336			\$0
Supplies & Materials	24470011-52010	\$51,332	\$483	\$0		\$0
Client Personal Needs	24470011-52270	\$1,670				\$0
Household Supplies	24470011-52280	\$1,006				\$0
Medical/ Pharmacy Supplies	24470011-52300	\$1,821				\$0
Fuels & Lubricants	24470011-52500		\$177	\$0		\$0
Equipment, Non-Capital	24470011-52612	\$503	\$37			\$0
Supplies & Materials	24480011-52010	\$4,555	\$1,188	\$2,500	\$2,200	-\$300
DATA PROCESSING SUPPLIES	24480011-52020			\$600	\$800	\$200
Medical/ Pharmacy Supplies	24480011-52300	\$125	\$598	\$100	\$1,000	\$900
AV/EDUC/TRAINING AIDS	24480011-52350			\$3,700	\$3,500	-\$200
Fuels & Lubricants	24480011-52500		\$3,587	\$3,000	\$3,000	\$0
Equipment, Non-Capital	24480011-52612	\$6,438	\$1,211			\$0



Name	Account ID	FY2019 Actuals	FY2020 Actuals	FY2021 Adopted	FY2022 Budgeted	FY2021 Adopted vs. FY2022 Proposed (\$ Change)
Supplies & Materials	24490011-52010	\$731	\$341			\$0
FOOD SUPPLIES	24490011-52040			\$500	\$500	\$0
RECREATION SUPPLIES	24490011-52170			\$200	\$200	\$0
Medical/ Pharmacy Supplies	24490011-52300	\$0	\$0	\$100	\$100	\$0
Fuels & Lubricants	24490011-52500		\$485	\$1,000	\$1,000	\$0
Supplies & Materials	24500011-52010	\$10,705	\$11,462	\$300	\$400	\$100
DATA PROCESSING SUPPLIES	24500011-52020			\$500	\$700	\$200
CLEAN'G/SANI SUPPLIES	24500011-52030			\$2,500	\$2,500	\$0
FOOD SUPPLIES	24500011-52040			\$10,500	\$10,500	\$0
RECREATION SUPPLIES	24500011-52170			\$200	\$200	\$0
Client Personal Needs	24500011-52270	\$0	\$670	\$800	\$800	\$0
Household Supplies	24500011-52280	\$556	\$170	\$1,000	\$1,000	\$0
Medical/ Pharmacy Supplies	24500011-52300	\$263	\$443	\$300	\$300	\$0
BLANKETS/LINENS	24500011-52310			\$200	\$200	\$0
AV/EDUC/TRAINING AIDS	24500011-52350			\$200	\$200	\$0
Fuels & Lubricants	24500011-52500		\$1,174	\$2,500	\$2,500	\$0
MINOR OFF FURN/EQP (NON-CAP)	24500011-52600			\$1,000	\$1,000	\$0
TECHNOLOGY EQUIP (NON-CAP)	24500011-52610			\$1,000	\$1,000	\$0
Equipment, Non-Capital	24500011-52612	\$128	\$1,367			\$0
Supplies & Materials	24500012-52010	\$11,031	\$7,280	\$300	\$400	\$100
DATA PROCESSING SUPPLIES	24500012-52020			\$600	\$700	\$100
CLEAN'G/SANI SUPPLIES	24500012-52030			\$3,400	\$2,500	-\$900
FOOD SUPPLIES	24500012-52040			\$10,500	\$10,500	\$0
RECREATION SUPPLIES	24500012-52170			\$200	\$200	\$0
Client Personal Needs	24500012-52270	\$176	\$230	\$800	\$800	\$0
Household Supplies	24500012-52280	\$332	\$558	\$1,000	\$1,000	\$0



Name	Account ID	FY2019 Actuals	FY2020 Actuals	FY2021 Adopted	FY2022 Budgeted	FY2021 Adopted vs. FY2022 Proposed (\$ Change)
Medical/ Pharmacy Supplies	24500012-52300	\$226	\$666	\$500	\$300	-\$200
BLANKETS/LINENS	24500012-52310			\$200	\$200	\$0
AV/EDUC/TRAINING AIDS	24500012-52350			\$200	\$200	\$0
Fuels & Lubricants	24500012-52500		\$1,041	\$2,500	\$2,500	\$0
MINOR OFF FURN/EQP (NON-CAP)	24500012-52600			\$1,000	\$1,000	\$0
TECHNOLOGY EQUIP (NON-CAP)	24500012-52610			\$1,000	\$1,000	\$0
Equipment, Non-Capital	24500012-52612	\$556	\$959			\$0
Supplies & Materials	24500013-52010	\$15,515	\$9,375	\$300	\$400	\$100
DATA PROCESSING SUPPLIES	24500013-52020			\$500	\$700	\$200
CLEAN'G/SANI SUPPLIES	24500013-52030			\$3,000	\$2,500	-\$500
FOOD SUPPLIES	24500013-52040			\$10,500	\$10,500	\$0
RECREATION SUPPLIES	24500013-52170			\$200	\$200	\$0
Client Personal Needs	24500013-52270	\$682	\$555	\$800	\$800	\$0
Household Supplies	24500013-52280	\$1,064	\$748	\$1,000	\$1,000	\$0
Medical/ Pharmacy Supplies	24500013-52300	\$263	\$359	\$300	\$300	\$0
BLANKETS/LINENS	24500013-52310			\$200	\$200	\$0
AV/EDUC/TRAINING AIDS	24500013-52350			\$200	\$200	\$0
Fuels & Lubricants	24500013-52500		\$2,793	\$2,500	\$2,500	\$0
MINOR OFF FURN/EQP (NON-CAP)	24500013-52600			\$800	\$1,000	\$200
TECHNOLOGY EQUIP (NON-CAP)	24500013-52610			\$1,000	\$1,000	\$0
Equipment, Non-Capital	24500013-52612	\$1,179	\$4,332			\$0
Supplies & Materials	24500014-52010	\$12,392	\$10,738	\$300	\$400	\$100
DATA PROCESSING SUPPLIES	24500014-52020			\$500	\$700	\$200
CLEAN'G/SANI SUPPLIES	24500014-52030			\$3,000	\$2,500	-\$500
FOOD SUPPLIES	24500014-52040			\$11,000	\$10,500	-\$500
RECREATION SUPPLIES	24500014-52170			\$200	\$200	\$0



Name	Account ID	FY2019 Actuals	FY2020 Actuals	FY2021 Adopted	FY2022 Budgeted	FY2021 Adopted vs. FY2022 Proposed (\$ Change)
Client Personal Needs	24500014-52270	\$406	\$465	\$800	\$800	\$0
Household Supplies	24500014-52280	\$922	\$1,182	\$1,000	\$1,000	\$0
Medical/ Pharmacy Supplies	24500014-52300	\$236	\$652	\$700	\$300	-\$400
BLANKETS/LINENS	24500014-52310			\$200	\$200	\$0
AV/EDUC/TRAINING AIDS	24500014-52350			\$200	\$200	\$0
Fuels & Lubricants	24500014-52500		\$5,321	\$4,500	\$2,500	-\$2,000
MINOR OFF FURN/EQP (NON-CAP)	24500014-52600			\$3,500	\$2,500	-\$1,000
TECHNOLOGY EQUIP (NON-CAP)	24500014-52610			\$1,000	\$1,000	\$0
Equipment, Non-Capital	24500014-52612	\$1,301	\$1,551			\$0
Supplies & Materials	24500015-52010	\$13,619	\$9,320	\$300	\$400	\$100
DATA PROCESSING SUPPLIES	24500015-52020			\$500	\$700	\$200
CLEAN'G/SANI SUPPLIES	24500015-52030			\$3,500	\$2,500	-\$1,000
FOOD SUPPLIES	24500015-52040			\$10,500	\$10,500	\$0
RECREATION SUPPLIES	24500015-52170			\$200	\$200	\$0
Client Personal Needs	24500015-52270	\$382	\$788	\$800	\$800	\$0
Household Supplies	24500015-52280	\$126	\$765	\$1,000	\$1,000	\$0
Medical/ Pharmacy Supplies	24500015-52300	\$264	\$491	\$300	\$300	\$0
BLANKETS/LINENS	24500015-52310			\$200	\$200	\$0
AV/EDUC/TRAINING AIDS	24500015-52350			\$200	\$200	\$0
Fuels & Lubricants	24500015-52500		\$2,401	\$2,500	\$2,500	\$0
MINOR OFF FURN/EQP (NON-CAP)	24500015-52600			\$2,568	\$1,000	-\$1,568
TECHNOLOGY EQUIP (NON-CAP)	24500015-52610			\$1,000	\$1,000	\$0
Equipment, Non-Capital	24500015-52612	\$1,809	\$4,890			\$0
Supplies & Materials	24500016-52010	\$11,034	\$10,260	\$300	\$400	\$100
DATA PROCESSING SUPPLIES	24500016-52020			\$500	\$700	\$200
CLEAN'G/SANI SUPPLIES	24500016-52030			\$2,500	\$2,500	\$0





Name	Account ID	FY2019 Actuals	FY2020 Actuals	FY2021 Adopted	FY2022 Budgeted	FY2021 Adopted vs. FY2022 Proposed (\$ Change)
FOOD SUPPLIES	24500016-52040			\$11,000	\$11,000	\$0
RECREATION SUPPLIES	24500016-52170			\$200	\$200	\$0
Client Personal Needs	24500016-52270	\$498	\$286	\$800	\$800	\$0
Household Supplies	24500016-52280	\$686	\$1,085	\$1,000	\$1,000	\$0
Medical/ Pharmacy Supplies	24500016-52300	\$262	\$460	\$500	\$500	\$0
BLANKETS/LINENS	24500016-52310			\$200	\$200	\$0
AV/EDUC/TRAINING AIDS	24500016-52350			\$200	\$200	\$0
Fuels & Lubricants	24500016-52500		\$848	\$2,500	\$2,500	\$0
MINOR OFF FURN/EQP (NON-CAP)	24500016-52600			\$2,568	\$1,100	-\$1,468
TECHNOLOGY EQUIP (NON-CAP)	24500016-52610			\$1,000	\$1,000	\$0
Equipment, Non-Capital	24500016-52612	\$128	\$168			\$0
Supplies & Materials	24500017-52010	\$17,692	\$12,533	\$300	\$400	\$100
DATA PROCESSING SUPPLIES	24500017-52020			\$500	\$700	\$200
CLEAN'G/SANI SUPPLIES	24500017-52030			\$3,000	\$2,500	-\$500
FOOD SUPPLIES	24500017-52040			\$14,000	\$14,000	\$0
RECREATION SUPPLIES	24500017-52170			\$200	\$200	\$0
Client Personal Needs	24500017-52270	\$388	\$301	\$800	\$800	\$0
Household Supplies	24500017-52280	\$1,451	\$805	\$1,000	\$1,000	\$0
Medical/ Pharmacy Supplies	24500017-52300	\$216	\$440	\$500	\$300	-\$200
BLANKETS/LINENS	24500017-52310			\$200	\$200	\$0
AV/EDUC/TRAINING AIDS	24500017-52350			\$200	\$200	\$0
Fuels & Lubricants	24500017-52500		\$2,397	\$2,500	\$2,500	\$0
MINOR OFF FURN/EQP (NON-CAP)	24500017-52600			\$1,000	\$1,000	\$0
TECHNOLOGY EQUIP (NON-CAP)	24500017-52610			\$1,000	\$1,000	\$0
Equipment, Non-Capital	24500017-52612	\$1,861	\$461			\$0
Supplies & Materials	24500018-52010	\$1,411	\$11,575	\$300	\$400	\$100



Name	Account ID	FY2019 Actuals	FY2020 Actuals	FY2021 Adopted	FY2022 Budgeted	FY2021 Adopted vs. FY2022 Proposed (\$ Change)
DATA PROCESSING SUPPLIES	24500018-52020			\$500	\$700	\$200
CLEAN'G/SANI SUPPLIES	24500018-52030			\$3,000	\$2,500	-\$500
FOOD SUPPLIES	24500018-52040			\$11,500	\$12,000	\$500
RECREATION SUPPLIES	24500018-52170			\$200	\$200	\$0
Client Personal Needs	24500018-52270	\$136	\$129	\$800	\$800	\$0
Household Supplies	24500018-52280	\$551	\$1,183	\$1,500	\$1,000	-\$500
Medical/ Pharmacy Supplies	24500018-52300	\$140	\$586	\$300	\$300	\$0
BLANKETS/LINENS	24500018-52310			\$200	\$200	\$0
AV/EDUC/TRAINING AIDS	24500018-52350			\$200	\$200	\$0
Fuels & Lubricants	24500018-52500		\$1,504	\$2,500	\$2,500	\$0
MINOR OFF FURN/EQP (NON-CAP)	24500018-52600			\$2,384	\$1,000	-\$1,384
TECHNOLOGY EQUIP (NON-CAP)	24500018-52610			\$1,000	\$1,000	\$0
Equipment, Non-Capital	24500018-52612	\$5,054	\$1,242			\$0
Supplies & Materials	24500019-52010	\$1,249	\$11,141	\$300	\$400	\$100
DATA PROCESSING SUPPLIES	24500019-52020			\$500	\$700	\$200
CLEAN'G/SANI SUPPLIES	24500019-52030			\$3,000	\$2,500	-\$500
FOOD SUPPLIES	24500019-52040			\$10,500	\$10,500	\$0
RECREATION SUPPLIES	24500019-52170			\$200	\$200	\$0
Client Personal Needs	24500019-52270		\$616	\$800	\$800	\$0
Household Supplies	24500019-52280	\$16	\$576	\$1,000	\$1,000	\$0
Medical/ Pharmacy Supplies	24500019-52300	\$5	\$460	\$500	\$300	-\$200
BLANKETS/LINENS	24500019-52310			\$200	\$200	\$0
AV/EDUC/TRAINING AIDS	24500019-52350			\$200	\$200	\$0
Fuels & Lubricants	24500019-52500		\$2,658	\$2,500	\$2,500	\$0
MINOR OFF FURN/EQP (NON-CAP)	24500019-52600			\$2,268	\$2,500	\$232
TECHNOLOGY EQUIP (NON-CAP)	24500019-52610			\$1,000	\$1,000	\$0



Name	Account ID	FY2019 Actuals	FY2020 Actuals	FY2021 Adopted	FY2022 Budgeted	FY2021 Adopted vs. FY2022 Proposed (\$ Change)
Equipment, Non-Capital	24500019-52612	\$6,832	\$784			\$0
Supplies & Materials	24500020-52010	\$69	\$9,104	\$500	\$400	-\$100
DATA PROCESSING SUPPLIES	24500020-52020			\$500	\$700	\$200
CLEAN'G/SANI SUPPLIES	24500020-52030			\$3,500	\$2,500	-\$1,000
FOOD SUPPLIES	24500020-52040			\$11,000	\$11,000	\$0
RECREATION SUPPLIES	24500020-52170			\$200	\$200	\$0
Client Personal Needs	24500020-52270		\$179	\$800	\$800	\$0
Household Supplies	24500020-52280		\$605	\$1,000	\$1,000	\$0
Medical/ Pharmacy Supplies	24500020-52300		\$388	\$500	\$500	\$0
BLANKETS/LINENS	24500020-52310			\$200	\$200	\$0
AV/EDUC/TRAINING AIDS	24500020-52350			\$200	\$200	\$0
Fuels & Lubricants	24500020-52500		\$1,088	\$2,500	\$2,500	\$0
MINOR OFF FURN/EQP (NON-CAP)	24500020-52600			\$1,000	\$1,000	\$0
TECHNOLOGY EQUIP (NON-CAP)	24500020-52610			\$1,000	\$1,000	\$0
Equipment, Non-Capital	24500020-52612		\$8,560			\$0
Supplies & Materials	24500021-52010	\$42	\$55	\$0	\$400	\$400
DATA PROCESSING SUPPLIES	24500021-52020			\$0	\$700	\$700
CLEAN'G/SANI SUPPLIES	24500021-52030			\$0	\$2,500	\$2,500
FOOD SUPPLIES	24500021-52040			\$0	\$11,000	\$11,000
RECREATION SUPPLIES	24500021-52170			\$0	\$200	\$200
CLIENT PERSONAL NEEDS	24500021-52270			\$0	\$800	\$800
HOUSEHOLD SUPPLIES	24500021-52280			\$0	\$1,000	\$1,000
MEDICAL/PHARMACY SUPPLIES	24500021-52300			\$0	\$300	\$300
BLANKETS/LINENS	24500021-52310			\$0	\$200	\$200
AV/EDUC/TRAINING AIDS	24500021-52350			\$0	\$200	\$200
FUELS/LUBRICANTS	24500021-52500			\$0	\$2,500	\$2,500



Name	Account ID	FY2019 Actuals	FY2020 Actuals	FY2021 Adopted	FY2022 Budgeted	FY2021 Adopted vs. FY2022 Proposed (\$ Change)
MINOR OFF FURN/EQP (NON-CAP)	24500021-52600			\$0	\$1,000	\$1,000
TECHNOLOGY EQUIP (NON-CAP)	24500021-52610			\$0	\$1,000	\$1,000
Supplies & Materials	24570011-52010	\$798				\$0
Supplies & Materials	25030011-52010	\$4,309	\$2,694	\$3,500	\$1,800	-\$1,700
DATA PROCESSING SUPPLIES	25030011-52020			\$300	\$88	-\$212
FUELS/LUBRICANTS	25030011-52500			\$250	\$0	-\$250
MINOR OFF FURN/EQP (NON-CAP)	25030011-52600			\$1,000	\$0	-\$1,000
TECHNOLOGY EQUIP (NON-CAP)	25030011-52610			\$1,000	\$1,128	\$128
Equipment, Non-Capital	25030011-52612	\$295	\$3,461			\$0
Supplies & Materials	26000011-52010	\$26,418	\$18,050			\$0
LIBRARY MATERIALS	26000011-52060			\$72,000		-\$72,000
Supplies & Materials	26020011-52010	\$96,271	\$139,309			\$0
LIBRARY MATERIALS	26020011-52060			\$445,000		-\$445,000
Supplies & Materials	26030011-52010	\$39,357	\$29,102			\$0
LIBRARY MATERIALS	26030011-52060			\$45,000	\$45,000	\$0
Supplies & Materials	26040011-52010	\$16,861	\$15,100			\$0
LIBRARY MATERIALS	26040011-52060			\$40,000		-\$40,000
Supplies & Materials	26060011-52010	\$4,677	\$1,010			\$0
LIBRARY MATERIALS	26060011-52060			\$3,500	\$15,000	\$11,500
Supplies & Materials	26100011-52010	\$1,598	\$1,510			\$0
Equipment, Non-Capital	26140011-52612	\$8,837				\$0
Supplies & Materials	26210011-52010	\$25,415				\$0
Supplies & Materials	26240011-52010	\$172				\$0
Supplies & Materials	26290011-52010	\$254,299	\$327,906			\$0
LIBRARY MATERIALS	26290011-52060			\$233,750		-\$233,750
Equipment, Non-Capital	26620011-52612	\$2,130	\$299			\$0



Name	Account ID	FY2019 Actuals	FY2020 Actuals	FY2021 Adopted	FY2022 Budgeted	FY2021 Adopted vs. FY2022 Proposed (\$ Change)
TECHNOLOGY EQUIP (NON-CAP)	27010011-52610			\$0	\$176,014	\$176,014
Equipment, Non-Capital	27010011-52612		\$6,131			\$0
Equipment, Non-Capital	27160014-52612		\$29,374			\$0
SUPPLIES - OFFICE/PHOTOS ETC.	27170012-52010			\$0	\$26,677	\$26,677
Supplies & Materials	27190013-52010	\$20,528				\$0
Equipment, Non-Capital	27190013-52612		\$2,448			\$0
Supplies & Materials	27190014-52010	\$28,791				\$0
Equipment, Non-Capital	27190014-52612		\$5,216			\$0
Equipment, Non-Capital	27280015-52612		\$46,060			\$0
Supplies & Materials	27290012-52010		\$2,090			\$0
Equipment, Non-Capital	27290012-52612		\$11,559			\$0
Supplies & Materials	27290013-52010		\$32,802			\$0
Supplies & Materials	27310014-52010		\$35,000			\$0
Equipment, Non-Capital	27310014-52612	\$10,000				\$0
Equipment, Non-Capital	27310015-52612		\$39,510			\$0
Supplies & Materials	27320012-52010		\$362			\$0
Equipment, Non-Capital	27320012-52612		\$29,027			\$0
Uniforms	27330011-52050	\$2,000				\$0
Supplies & Materials	27330012-52010	\$12,249				\$0
Supplies & Materials	27330013-52010	\$4,558				\$0
Supplies & Materials	27330015-52010	\$10,200				\$0
Equipment, Non-Capital	27330015-52612	\$19,880	\$5,000			\$0
OTHER SUPPLIES	27310017-52400			\$0	\$67,335	\$67,335
TECHNOLOGY EQUIP (NON-CAP)	27310017-52610			\$0	\$67,334	\$67,334
<b>Total General Government:</b>		<b>\$1,479,238</b>	<b>\$1,772,986</b>	<b>\$1,505,730</b>	<b>\$1,646,975</b>	<b>\$141,245</b>
<b>Total Supplies:</b>		<b>\$1,479,238</b>	<b>\$1,772,986</b>	<b>\$1,505,730</b>	<b>\$1,646,975</b>	<b>\$141,245</b>



Name	Account ID	FY2019 Actuals	FY2020 Actuals	FY2021 Adopted	FY2022 Budgeted	FY2021 Adopted vs. FY2022 Proposed (\$ Change)
<b>Debt Service</b>						
<b>General Government</b>						
Debt Service - Principal	23420011-53000	\$304,936	\$320,624	\$325,526	\$333,370	\$7,844
Debt Service - Interest	23420011-53010	\$65,419	\$53,222	\$40,397	\$27,376	-\$13,021
Debt Service - Principal	26520011-53000	\$201,824	\$205,680	\$213,393	\$222,392	\$8,999
Debt Service - Interest	26520011-53010	\$144,039	\$140,002	\$131,775	\$123,239	-\$8,536
<b>Total General Government:</b>		<b>\$716,217</b>	<b>\$719,527</b>	<b>\$711,091</b>	<b>\$706,377</b>	<b>-\$4,714</b>
<b>Total Debt Service:</b>		<b>\$716,217</b>	<b>\$719,527</b>	<b>\$711,091</b>	<b>\$706,377</b>	<b>-\$4,714</b>
<b>Capital Outlay</b>						
<b>General Government</b>						
Road Improvements	2342001T-54500	\$2,092,072	\$392,013	\$0	\$4,472,472	\$4,472,472
DIRT ROAD 51A	2342001T-54943			\$0	\$600,000	\$600,000
DIRT ROAD 52	2342001T-54945			\$0	\$2,000,000	\$2,000,000
OFFICE FURNITURE AND EQUIPMENT	20010011-54100			\$1,500		-\$1,500
Penn Center ATAX	20010011-54125		\$10,170	\$0		\$0
OFFICE FURN AND EQUIPMENT	20020011-54100			\$1,500		-\$1,500
Equipment, Capital	20020011-54200		\$10			\$0
Buildings & Improvements	20020011-54420	\$1,420,650				\$0
OFFICE FURNITURE	20110011-54100			\$0	\$3,000	\$3,000
DATA PROCESSING EQUIPMENT	20110011-54110			\$2,000	\$2,000	\$0
Equipment, Capital	20110011-54200		\$12,971			\$0
Buildings & Improvements	20110011-54420		\$4,180			\$0
Buildings & Improvements	20120011-54420		\$7,371			\$0
Buildings & Improvements	20120012-54420		\$66,062			\$0
Vehicle	21100011-54000		\$38,126	\$0	\$0	\$0
DATA PROCESSING EQUIPMENT	21100011-54110			\$150,000	\$0	-\$150,000



Name	Account ID	FY2019 Actuals	FY2020 Actuals	FY2021 Adopted	FY2022 Budgeted	FY2021 Adopted vs. FY2022 Proposed (\$ Change)
DATA PROCESSING SOFTWARE	22010011-54112			\$132,558	\$132,560	\$2
COMMUNICATIONS EQUIPMENT	22010011-54140			\$0	\$1,800,000	\$1,800,000
Equipment, Capital	22010011-54200	\$469,007	\$723,640			\$0
Equipment, Capital	22210014-54200	\$13,184				\$0
Vehicle	22420011-54000		\$67,883	\$0		\$0
Vehicles	22570011-54000	\$61,902				\$0
Vehicle	22570013-54000		\$64,414	\$0		\$0
Equipment, Capital	22590011-54200		\$15,447			\$0
Equipment, Capital	22620011-54200	\$121,442				\$0
VEHICLE PURCHASES	22800011-54000			\$0	\$34,365	\$34,365
Road Improvements	23000011-54500	\$0	\$0	\$0	\$2,760,645	\$2,760,645
Road Improvements	23020011-54500	\$100,000	\$136,369	\$0	\$15,980,409	\$15,980,409
Road Improvements	23030011-54500	\$0	\$0	\$0	\$2,655,017	\$2,655,017
Road Improvements	23430011-54500	\$5,857,191	\$3,719,742	\$0	\$3,253,256	\$3,253,256
BC ROAD RESURFACING YR 3	23430011-54942			\$1,900,000		-\$1,900,000
BC ROAD RESURFACING YR 4	23430011-54944			\$0	\$1,200,000	\$1,200,000
2020 PAVEMENT CONDITION SURVEY	23430011-54946			\$0	\$125,000	\$125,000
Equipment, Capital	23490011-54200		\$23,995	\$0		\$0
Vehicles	24010011-54000	\$21,107				\$0
Equipment, Capital	24010011-54200	\$911				\$0
Vehicles	24410011-54000	\$48,525	\$28,754	\$0	\$38,000	\$38,000
Equipment, Capital	24410011-54200	\$0	\$3,400	\$0		\$0
Buildings & Improvements	24410011-54420	-\$39,245	\$0	\$0	\$50,000	\$50,000
Vehicles	24420011-54000	\$153,086	\$110,402	\$0	\$137,000	\$137,000
Equipment, Capital	24420011-54200	\$6,520				\$0
Buildings & Improvements	24420011-54420	\$1,390	\$2,584	\$0	\$20,000	\$20,000



Name	Account ID	FY2019 Actuals	FY2020 Actuals	FY2021 Adopted	FY2022 Budgeted	FY2021 Adopted vs. FY2022 Proposed (\$ Change)
Vehicles	24430011-54000	\$26,677				\$0
Buildings & Improvements	24470011-54420	-\$40,975				\$0
Buildings & Improvements	24500012-54420	\$0	\$1,500	\$0		\$0
Buildings & Improvements	24500014-54420	\$15,622	\$34,855	\$0		\$0
Buildings & Improvements	24500016-54420	\$24,249				\$0
Buildings & Improvements	24500017-54420	\$15,016				\$0
Buildings & Improvements	24500018-54420	\$375,649	\$3,800			\$0
Buildings & Improvements	24500019-54420	\$319,132	\$6,837			\$0
Vehicles	24500020-54000	\$23,565				\$0
Buildings & Improvements	24500020-54420	\$5,917	\$399,233			\$0
Vehicles	24500021-54000	\$23,565				\$0
BUILDING ACQUISITION	24500021-54410			\$425,000		-\$425,000
Buildings & Improvements	24500021-54420	\$40,700	\$76,519			\$0
CAPITAL IMPROVEMENTS	26000011-54200			\$0	\$730,975	\$730,975
CAPITAL IMPROVEMENTS	26020011-54200			\$0	\$1,317,817	\$1,317,817
CAPITAL IMPROVEMENTS	26040011-54200			\$0	\$455,578	\$455,578
Vehicles	26520011-54000	\$46,702				\$0
Equipment, Capital	26520011-54200	\$238,430	\$0	\$0	\$6,315,010	\$6,315,010
Road Improvements	26520011-54500	\$2,956				\$0
Equipment, Capital	26530011-54200	\$1,000		\$0	\$56,512	\$56,512
Vehicles	26540011-54000	\$31,509				\$0
CAPITAL IMPROVEMENTS	26540011-54200			\$0	\$264,624	\$264,624
Vehicles	26550011-54000	\$31,509				\$0
Equipment, Capital	26550011-54200	\$47,065	\$0	\$0	\$126,570	\$126,570
RECREATION EQUIPMENT	26620011-54150			\$68,000	\$42,000	-\$26,000
Equipment, Capital	26620011-54200		\$42,702			\$0





Name	Account ID	FY2019 Actuals	FY2020 Actuals	FY2021 Adopted	FY2022 Budgeted	FY2021 Adopted vs. FY2022 Proposed (\$ Change)
Buildings & Improvements	26700011-54420	\$74,599				\$0
Equipment, Capital	27010011-54200		\$7,900			\$0
Equipment, Capital	27130012-54200	\$75,898				\$0
Equipment, Capital	27160012-54200		\$63,314	\$0		\$0
Equipment, Capital	27190015-54200	\$33,242				\$0
Equipment, Capital	27290012-54200		\$19,350	\$0		\$0
Equipment, Capital	27290013-54200		\$24,452	\$0		\$0
Equipment, Capital	27290014-54200		\$55,549			\$0
Equipment, Capital	27310013-54200	\$818				\$0
Vehicle	27320012-54000		\$7,029	\$0		\$0
Equipment, Capital	27330011-54200	\$3,001				\$0
Equipment, Capital	27330012-54200	\$54,919				\$0
Equipment, Capital	27330013-54200	\$31,939				\$0
Equipment, Capital	27330014-54200	\$492				\$0
Equipment, Capital	27330015-54200	\$25,217	\$105			\$0
<b>Total General Government:</b>		<b>\$11,856,155</b>	<b>\$6,170,679</b>	<b>\$2,680,558</b>	<b>\$44,572,811</b>	<b>\$41,892,253</b>
<b>Total Capital Outlay:</b>		<b>\$11,856,155</b>	<b>\$6,170,679</b>	<b>\$2,680,558</b>	<b>\$44,572,811</b>	<b>\$41,892,253</b>
<b>Subsidies to Others</b>						
<b>General Government</b>						
Direct Subsidies	20000011-55000	\$729,990	\$784,571	\$250,000	\$542,750	\$292,750
BFT CHAMBER OF COMMERCE	20000011-55240			\$61,625	\$125,250	\$63,625
HHI - BLUFFTON CHAMBER OF COMM	20000011-55280			\$61,625	\$125,250	\$63,625
Direct Subsidies	20010011-55000	\$841,107	\$928,644			\$0
OTHER SUBSIDIES	20010011-55010			\$0	\$2,579,920	\$2,579,920
COUNTY WIDE ADVERTISING	20010011-55100			\$0	\$350,000	\$350,000
Direct Subsidies	20020011-55000	\$3,243,000	\$740,000	\$0	\$2,396,736	\$2,396,736



Name	Account ID	FY2019 Actuals	FY2020 Actuals	FY2021 Adopted	FY2022 Budgeted	FY2021 Adopted vs. FY2022 Proposed (\$ Change)
Direct Subsidies	22010011-55000	\$125,650	\$299,165	\$125,650	\$145,000	\$19,350
TOWN OF HH STATE REIMBURSMT	22010011-55020			\$0	\$55,000	\$55,000
Direct Subsidies	22020011-55000	\$23,530	\$23,354	\$25,000	\$25,000	\$0
Direct Subsidies	24800011-55000	\$1,550,000				\$0
Direct Subsidies	25030011-55000	\$103,366	\$98,616			\$0
SC DEPT OF HEALTH (COSY)	25030011-55005			\$103,616	\$98,616	-\$5,000
COASTAL COMMUNITY FOUNDATION	25030011-55010			\$28,720	\$0	-\$28,720
Direct Subsidies	25450011-55000	\$388,058	\$421,098			\$0
L C O G	25450011-55210			\$500,000		-\$500,000
Direct Subsidies	25460011-55000	\$445,237	\$420,107			\$0
DAUFUSKIE FERRY TRANSP'T	25460011-55540			\$480,000	\$292,000	-\$188,000
<b>Total General Government:</b>		<b>\$7,449,939</b>	<b>\$3,715,555</b>	<b>\$1,636,236</b>	<b>\$6,735,522</b>	<b>\$5,099,286</b>
<b>Total Subsidies to Others:</b>		<b>\$7,449,939</b>	<b>\$3,715,555</b>	<b>\$1,636,236</b>	<b>\$6,735,522</b>	<b>\$5,099,286</b>
<b>Other Expenditures</b>						
<b>General Government</b>						
Trust Fund	20110011-57700	\$961	\$225	\$0	\$5,000	\$5,000
Credit Card Fees	20110011-57900	\$0		\$0	\$75,000	\$75,000
Trust Fund	20330011-57700	\$242,369	\$268,396	\$0		\$0
Trust Fund	22200011-57700	\$669				\$0
Trust Fund	22410011-57700	\$80,460	\$78,038	\$120,000	\$120,000	\$0
Trust Fund	22420011-57700	\$1,256	\$60,230	\$25,000	\$25,200	\$200
Trust Fund	22560011-57700	\$183		\$0	\$50,000	\$50,000
TRUST FUNDS DISBURSED	22560012-57700			\$0	\$50,000	\$50,000
TRUST FUNDS DISBURSED	22570011-57700			\$0	\$30,000	\$30,000
TRUST FUNDS DISBURSED	22570013-57700			\$0	\$30,000	\$30,000
Trust Fund	22580011-57700	\$33,880	\$33,599	\$0		\$0



Name	Account ID	FY2019 Actuals	FY2020 Actuals	FY2021 Adopted	FY2022 Budgeted	FY2021 Adopted vs. FY2022 Proposed (\$ Change)
TRUST FUNDS DISBURSED - GEN	22580011-57703			\$0	\$57,000	\$57,000
TRUST FUNDS DISBURSED - SEX OF	22580011-57704			\$0	\$10,000	\$10,000
Trust Fund	26120011-57700	\$5,287	\$9,750	\$0		\$0
TRUST FUNDS DISBURSED	22560013-57700			\$0	\$25,000	\$25,000
TRUST FUNDS DISBURSED	22570012-57700			\$0	\$30,000	\$30,000
<b>Total General Government:</b>		<b>\$365,065</b>	<b>\$450,238</b>	<b>\$145,000</b>	<b>\$507,200</b>	<b>\$362,200</b>
<b>Total Other Expenditures:</b>		<b>\$365,065</b>	<b>\$450,238</b>	<b>\$145,000</b>	<b>\$507,200</b>	<b>\$362,200</b>
<b>Transfers Out</b>						
<b>General Government</b>						
Transfers Out	2342001C-59101	\$6,525,302				\$0
XFER TO GENERAL FUND	20000011-59100			\$45,000	\$66,750	\$21,750
Transfers Out	20000011-59101	\$64,998	\$54,205			\$0
XFER TO GENERAL FUND	20020011-59100			\$1,500,000	\$1,500,000	\$0
Transfers Out	20020011-59101	\$1,500,000	\$1,500,000			\$0
Transfers Out	20100011-59101	\$1,800,000	\$962,488			\$0
XFER TO BLUFN PARKWAY D S FUND	20100011-59325			\$1,214,722	\$2,000,000	\$785,278
Transfers Out	23020011-59101	\$1,133,980	\$2,076,852			\$0
XFER TO BLUFN PARKWAY DSF	23020011-59325			\$1,917,983	\$1,220,000	-\$697,983
Transfers Out	24410011-59101	\$2,891,009				\$0
Transfers Out	25440001-59101	-\$457,447				\$0
Transfers Out	26700001-59101	-\$29,899				\$0
<b>Total General Government:</b>		<b>\$13,427,943</b>	<b>\$4,593,545</b>	<b>\$4,677,705</b>	<b>\$4,786,750</b>	<b>\$109,045</b>
<b>Total Transfers Out:</b>		<b>\$13,427,943</b>	<b>\$4,593,545</b>	<b>\$4,677,705</b>	<b>\$4,786,750</b>	<b>\$109,045</b>
<b>Total Expense Objects:</b>		<b>\$70,017,491</b>	<b>\$49,786,969</b>	<b>\$31,396,163</b>	<b>\$93,654,424</b>	<b>\$62,258,261</b>



## Special Revenue Funds Summarized

Below is a summary of Beaufort County's Special Revenue Funds including proposed revenues, expenditures & transfers.

Beaufort County  
2022 Budgets for Special Revenue Funds

Fund	Description	FY 22 Proposed Revenues	FY 22 Proposed Expenditures	FY 22 Proposed Transfers
2000	State Accommodations Tax	860,000	(860,000)	-
2001	Local Accommodations Tax	1,451,000	(2,929,920)	
2002	Local Hospitality Tax	2,420,000	(2,396,736)	(1,500,000)
2010	Local Admissions	2,200,000	-	(2,000,000)
2011	Treasurer Execution Fees	1,940,000	(2,208,768)	
2012	Tree Cutting Fines	100,000	(100,000)	-
2100	Family Court Title IV-D Incentive	50,100	(50,500)	-
2101	COC Child Support Costs	250,000	(61,600)	-
2110	Public Defender	1,421,401	(3,381,620)	1,498,131
2200	Nextel rebranding	-	(176,014)	-
2201	E-911	1,935,000	(3,935,000)	-
2202	HAZ MAT TRUST	55,500	(55,500)	-
2230	ANIMAL SHELTER MEMORIAL	-	-	-
2241	DETENTION CENTER TRUST	120,000	(120,000)	-
2242	DETENTION CENTER ALIEN ASSIST	60,200	(60,200)	-
2252	SHERIFF'S SPECIAL SERVICES	144,600	(244,600)	-
2253	SHERIFF SCHOOL RESOURCE	600,301	(800,402)	200,101
2254	SHERIFF SPECIAL GRANT	-	(8,216)	-
2255	SHERIFF ALZHEIMERS FUND	500	(1,375)	-
2256	SHERIFF	50,000	(125,000)	-
2257	SHERIFF DRUG RESTRICTED	30,000	(90,000)	-
2258	SHERIFF DRUG TRUST	67,000	(67,000)	-
2262	SHERIFF BODY CAMERAS	-	(274,581)	-
2280	SHERIFF HHI SERVICE FEE	4,769,701	(3,897,331)	-
2300	ROAD IMPACT FEES - HHI/DAUFUSK	540,108	(3,450,806)	-
2302	ROAD IMPACT FEES - BLUFFTON	2,990,726	(20,401,061)	(1,220,000)
2303	ROAD IMPACT FEES - N BEAUFORT	410,000	(3,345,852)	-
2342	COUNTY-WIDE ROAD IMPRV'S	2,566,619	(8,681,301)	-
2343	CTC - STATE GAS TAX FUNDS	2,447,801	(4,581,756)	-
2344	DHEC OIL	-	(3,569)	-
2345	STATE TIRE RECYCLING FEE	104,000	(104,000)	-
2349	DHEC SOLID WASTE GRANT	6,400	(6,400)	-
2401	A&D ADMINISTRATION	-	(258,285)	(135,189)
2402	A&D SAFETY ACTION PROGRAM	137,793	(155,218)	-
2403	A&D SCHOOL INTERVENTION PROGRA	108,404	(82,939)	-
2404	A&D COMMUNITY BASED TREATMENT	464,098	(393,792)	-
2405	A&D PREVENTIVE EDUCATION PROGR	186,637	(262,250)	38,267
2407	A&D INTENSIVE OUTPATIENT PROGR	144,007	(171,779)	96,922
2408	A&D MEDICATION ASSISTED TREATM	46,332	(46,332)	-
2409	A&D BRIDGE PROGRAM	102,551	(77,375)	-
2412	A&D PREVENTION COUNTER TOOLS	83,050	(111,103)	12,209
2413	A&D PS2 GRANT	15,713	(18,713)	3,000
2441	DSN ADMINISTRATION	-	(1,007,513)	(677,229)
2442	DSN ADULT EMPLOYMNT SVS PRGRM	1,145,092	(2,279,653)	304,884
2443	DSN SUPERVISED LIVING PROGRAM	70,733	(69,858)	-
2444	DSN CASE MANAGEMENT	283,640	(389,733)	99,174
2445	DSN FAMILY SUPPORT PROJECT	2,000	(2,000)	-
2448	DSN EARLY INTERVENTION PROGRAM	450,900	(745,384)	273,171
2449	DSN SUMMER SERVICES PROGRAM	22,409	(22,409)	-



2450 DSN COMMUNITY TRAINING PROGRAM	3,252,632	(4,428,771)	-
2451 DSN ENHANCED SERVICES	321,720	(321,720)	-
2453 DSN RESPITE PROGRAM	28,841	(28,841)	-
2455 DSN CTH1 PROGRAM	12,000	(17,342)	-
2458 DSN WAIVER RESPITE PROVIDERS	175,000	(175,000)	-
2503 COSY	278,232	(503,338)	225,106
2546 DAUFUSKIE TRANSPRT SCDOT GRANT	115,200	(295,200)	180,000
2600 LIBRARY IMPACT - HHI/DAUFUSKIE	132,111	(780,975)	-
2602 LIBRARY IMPACT - BLUFFTON	483,224	(3,817,817)	-
2603 LIBRARY IMPACT - BURTON	45,000	(45,000)	-
2604 LIBRARY IMPACT - LISH	72,848	(505,578)	-
2606 LIBRARY IMPACT - SHELDON	8,848	(45,661)	-
2652 PALS IMPACT FEES - BLUFFTON	1,211,088	(8,407,017)	-
2653 PALS IMPACT FEES - BURTON	10,126	(70,640)	-
2654 PALS IMPACT FEES - LADYS ISL	36,267	(330,780)	-
2655 PALS IMPACT FEES - ST HELENA	39,318	(158,212)	-
2662 PALS SPECIAL CAPITAL PROGRAM	42,000	(42,000)	-
2701 DNA LAB GRANT		(176,014)	-
2710 12EMPG01	45,344	(45,344)	-
2716 DNA LABORATORY	9,770	(9,770)	-
2717 SHERIFF - PUBLIC SAFETY GRANTS	26,677	(26,677)	-
2721 13SHSP15	752	(752)	-
2722 13SHSP07	1,570	(1,570)	-
2728 JAG 2013 DNA BACKLOG GRANT	17,289	(17,289)	-
2731 2016 DNA BACKLOG REDUCTION	169,669	(169,669)	-

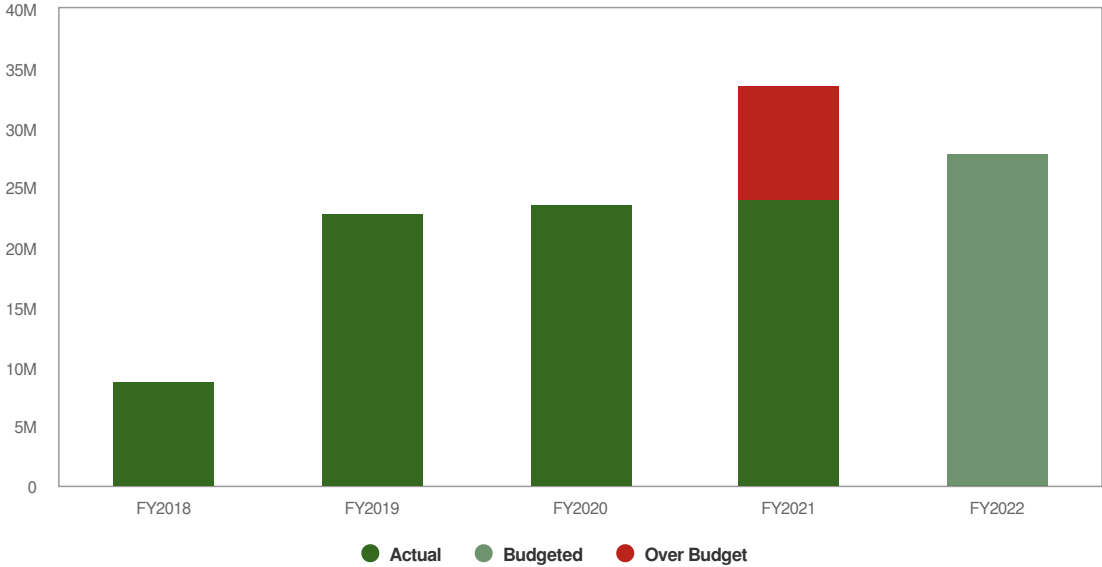


# Debt Service

## Expenditures Summary

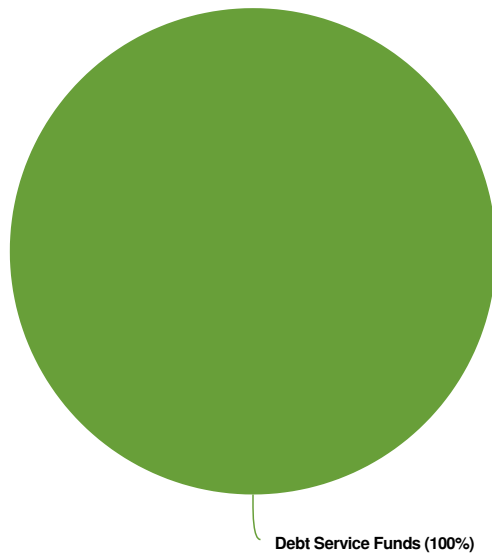
**\$27,878,148** **\$3,851,970**  
(16.03% vs. prior year)

Debt Service Proposed and Historical Budget vs. Actual

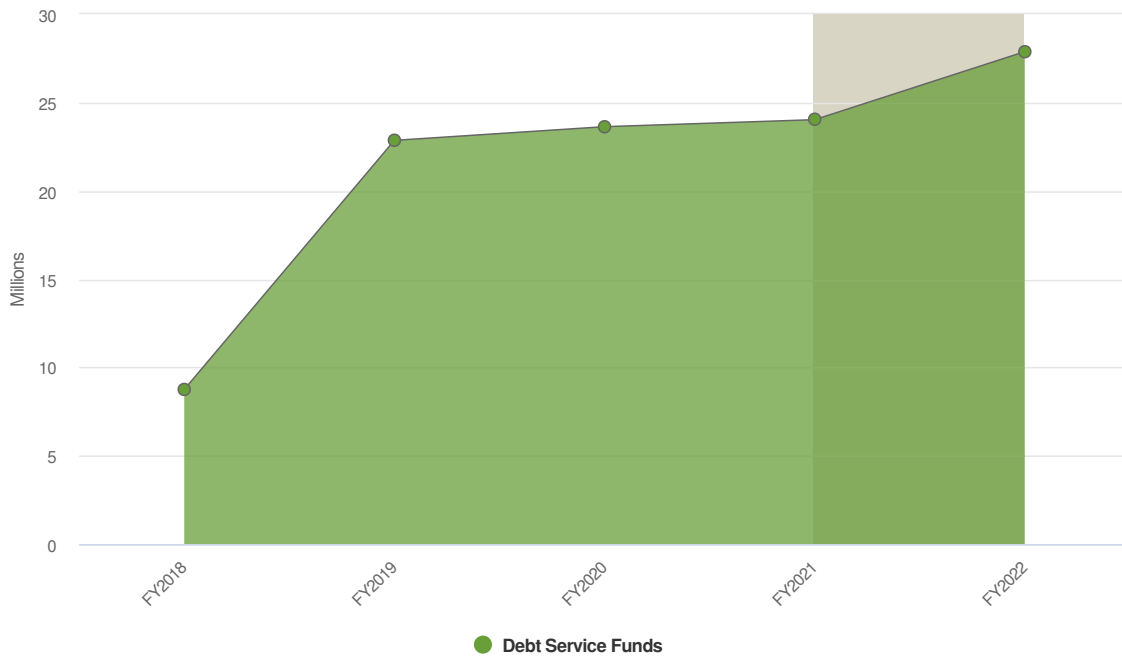


# Expenditures by Fund

## 2022 Expenditures by Fund



## Budgeted and Historical 2022 Expenditures by Fund



Grey background indicates budgeted figures.

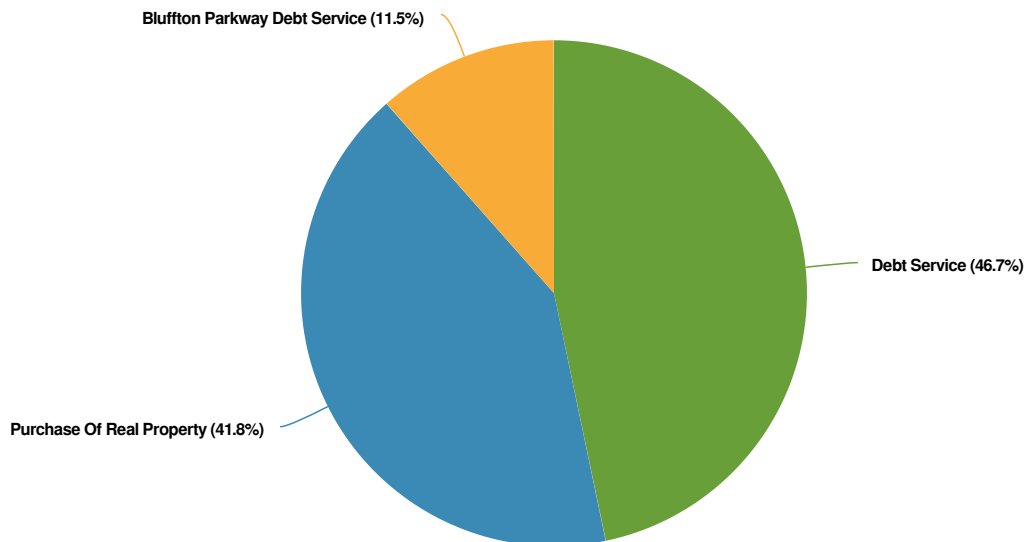
Name	Account ID	FY2021 Actuals	FY2021 Adopted	FY2022 Budgeted	FY2021 Adopted vs. FY2022 Budgeted (% Change)	Notes
Debt Service Funds						



Name	Account ID	FY2021 Actuals	FY2021 Adopted	FY2022 Budgeted	FY2021 Adopted vs. FY2022 Budgeted (% Change)	Notes
<b>Purchased Services</b>						
UNCLASSIFIED OPERATING	20030011-51990		\$50,000		-100%	
<b>Total Purchased Services:</b>			<b>\$50,000</b>		<b>-100%</b>	
<b>Supplies</b>						
Supplies & Materials	20030011-52010	\$23,036			N/A	
<b>Total Supplies:</b>		<b>\$23,036</b>			<b>N/A</b>	
<b>Debt Service</b>						
BOND PRINCIPAL	20030011-53000	\$7,196,961	\$7,196,961	\$7,353,000	2.2%	
BOND INTEREST	20030011-53010	\$3,245,578	\$2,913,084	\$4,289,000	47.2%	
BOND PRINCIPAL	30000011-53000	\$16,706,650	\$7,388,772	\$8,669,000	17.3%	
BOND INTEREST	30000011-53010	\$3,759,266	\$3,344,656	\$4,357,000	30.3%	
BOND PRINCIPAL	31000011-53000	\$2,130,435	\$2,490,654	\$2,681,823	7.7%	
BOND INTEREST	31000011-53010	\$561,196	\$642,051	\$528,325	-17.7%	
<b>Total Debt Service:</b>		<b>\$33,600,086</b>	<b>\$23,976,178</b>	<b>\$27,878,148</b>	<b>16.3%</b>	
<b>Total Debt Service Funds:</b>		<b>\$33,623,122</b>	<b>\$24,026,178</b>	<b>\$27,878,148</b>	<b>16%</b>	
<b>Total:</b>		<b>\$33,623,122</b>	<b>\$24,026,178</b>	<b>\$27,878,148</b>	<b>16%</b>	

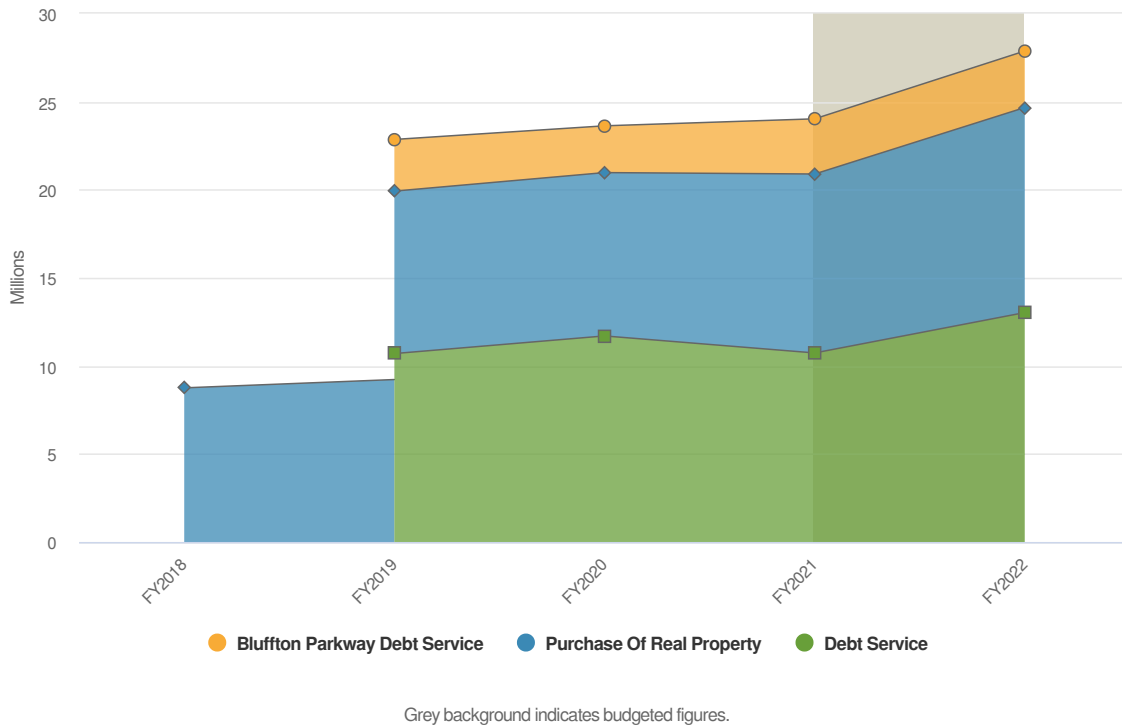
## Expenditures by Function

### Budgeted Expenditures by Function





### Budgeted and Historical Expenditures by Function



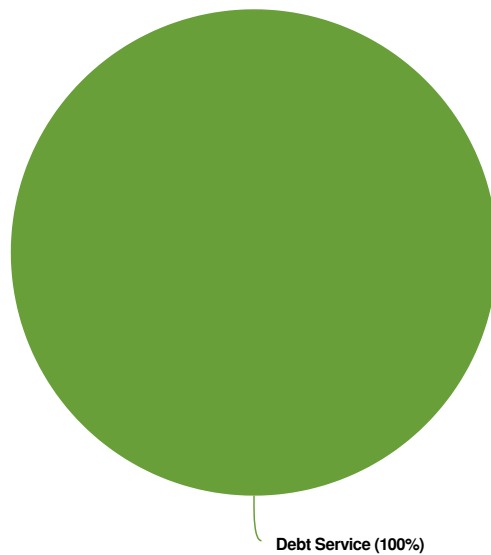
Name	Account ID	FY2021 Actuals	FY2021 Adopted	FY2022 Budgeted	FY2021 Adopted vs. FY2022 Budgeted (% Change)	Notes
<b>Expenditures</b>						
<b>General Government</b>						
<b>Purchase Of Real Property</b>						
<b>Purchased Services</b>						
UNCLASSIFIED OPERATING	20030011-51990		\$50,000		-100%	
<b>Total Purchased Services:</b>			<b>\$50,000</b>		<b>-100%</b>	
<b>Supplies</b>						
Supplies & Materials	20030011-52010	\$23,036			N/A	
<b>Total Supplies:</b>		<b>\$23,036</b>			<b>N/A</b>	
<b>Debt Service</b>						
BOND PRINCIPAL	20030011-53000	\$7,196,961	\$7,196,961	\$7,353,000	2.2%	
BOND INTEREST	20030011-53010	\$3,245,578	\$2,913,084	\$4,289,000	47.2%	
<b>Total Debt Service:</b>		<b>\$10,442,539</b>	<b>\$10,110,045</b>	<b>\$11,642,000</b>	<b>15.2%</b>	
<b>Total Purchase Of Real Property:</b>		<b>\$10,465,575</b>	<b>\$10,160,045</b>	<b>\$11,642,000</b>	<b>14.6%</b>	
<b>Debt Service</b>						



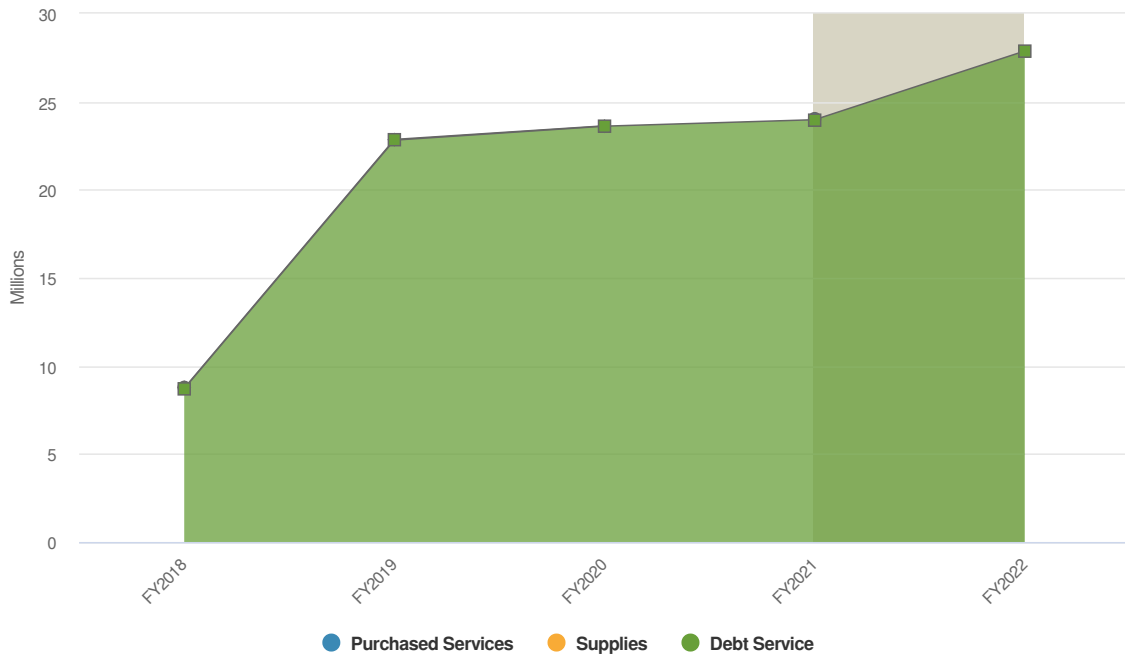
Name	Account ID	FY2021 Actuals	FY2021 Adopted	FY2022 Budgeted	FY2021 Adopted vs. FY2022 Budgeted (% Change)	Notes
<b>Debt Service</b>						
BOND PRINCIPAL	30000011-53000	\$16,706,650	\$7,388,772	\$8,669,000	17.3%	
BOND INTEREST	30000011-53010	\$3,759,266	\$3,344,656	\$4,357,000	30.3%	
<b>Total Debt Service:</b>		<b>\$20,465,916</b>	<b>\$10,733,428</b>	<b>\$13,026,000</b>	<b>21.4%</b>	
<b>Total Debt Service:</b>		<b>\$20,465,916</b>	<b>\$10,733,428</b>	<b>\$13,026,000</b>	<b>21.4%</b>	
<b>Bluffton Parkway Debt Service</b>						
<b>Debt Service</b>						
BOND PRINCIPAL	31000011-53000	\$2,130,435	\$2,490,654	\$2,681,823	7.7%	
BOND INTEREST	31000011-53010	\$561,196	\$642,051	\$528,325	-17.7%	
<b>Total Debt Service:</b>		<b>\$2,691,631</b>	<b>\$3,132,705</b>	<b>\$3,210,148</b>	<b>2.5%</b>	
<b>Total Bluffton Parkway Debt Service:</b>		<b>\$2,691,631</b>	<b>\$3,132,705</b>	<b>\$3,210,148</b>	<b>2.5%</b>	
<b>Total General Government:</b>		<b>\$33,623,122</b>	<b>\$24,026,178</b>	<b>\$27,878,148</b>	<b>16%</b>	
<b>Total Expenditures:</b>		<b>\$33,623,122</b>	<b>\$24,026,178</b>	<b>\$27,878,148</b>	<b>16%</b>	

## Expenditures by Expense Type

### Budgeted Expenditures by Expense Type



### Budgeted and Historical Expenditures by Expense Type



Grey background indicates budgeted figures.

Name	Account ID	FY2019 Actuals	FY2020 Actuals	FY2021 Adopted	FY2022 Proposed	FY2021 Adopted vs. FY2022 Proposed (\$ Change)
<b>Expense Objects</b>						
<b>Purchased Services</b>						
<b>General Government</b>						
UNCLASSIFIED OPERATING	20030011-51990			\$50,000		-\$50,000
<b>Total General Government:</b>				<b>\$50,000</b>		<b>-\$50,000</b>
<b>Total Purchased Services:</b>				<b>\$50,000</b>		<b>-\$50,000</b>
<b>Supplies</b>						
<b>General Government</b>						
Supplies & Materials	20030011-52010	\$40,414	\$20,031			\$0
<b>Total General Government:</b>		<b>\$40,414</b>	<b>\$20,031</b>			<b>\$0</b>
<b>Total Supplies:</b>		<b>\$40,414</b>	<b>\$20,031</b>			<b>\$0</b>
<b>Debt Service</b>						
<b>General Government</b>						
Debt Service - Principal	20030011-53000	\$5,764,975	\$5,598,338	\$7,196,961	\$7,353,000	\$156,039

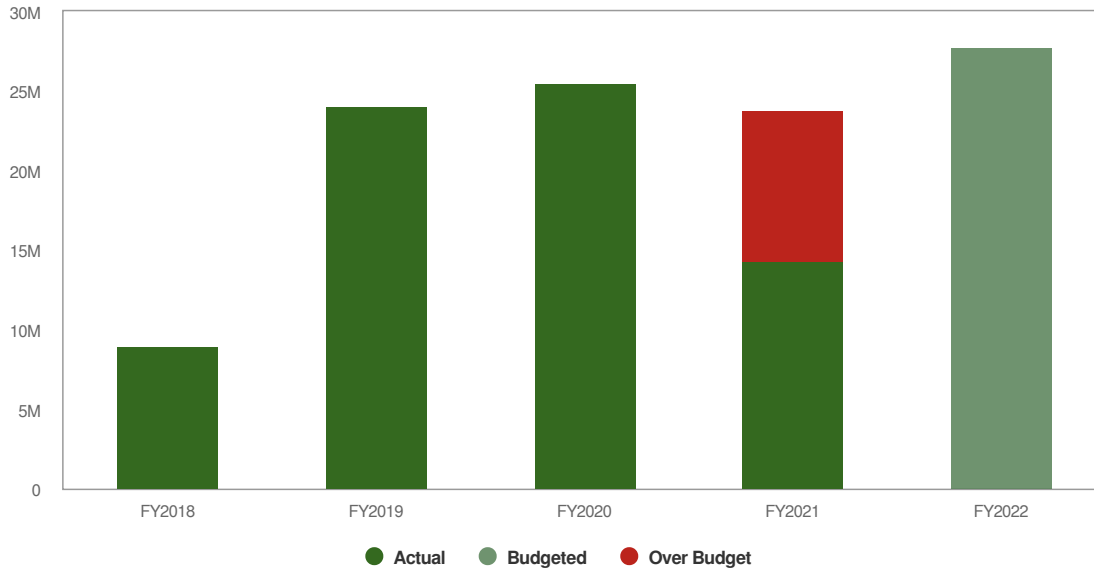


Name	Account ID	FY2019 Actuals	FY2020 Actuals	FY2021 Adopted	FY2022 Proposed	FY2021 Adopted vs. FY2022 Proposed (\$ Change)
Debt Service - Interest	20030011-53010	\$3,417,808	\$3,655,482	\$2,913,084	\$4,289,000	\$1,375,916
BOND PRINCIPAL	30000011-53000	\$7,138,585	\$8,455,720	\$7,388,772	\$8,669,000	\$1,280,228
BOND INTEREST	30000011-53010	\$3,540,973	\$3,236,598	\$3,344,656	\$4,357,000	\$1,012,344
BOND FEES	30000011-53020	\$18,764	\$7,018			\$0
BOND PRINCIPAL	31000011-53000	\$2,168,984	\$1,971,891	\$2,490,654	\$2,681,823	\$191,169
BOND INTEREST	31000011-53010	\$764,996	\$683,897	\$642,051	\$528,325	-\$113,726
<b>Total General Government:</b>		<b>\$22,815,084</b>	<b>\$23,608,944</b>	<b>\$23,976,178</b>	<b>\$27,878,148</b>	<b>\$3,901,970</b>
<b>Total Debt Service:</b>		<b>\$22,815,084</b>	<b>\$23,608,944</b>	<b>\$23,976,178</b>	<b>\$27,878,148</b>	<b>\$3,901,970</b>
<b>Total Expense Objects:</b>		<b>\$22,855,498</b>	<b>\$23,628,975</b>	<b>\$24,026,178</b>	<b>\$27,878,148</b>	<b>\$3,851,970</b>

## Revenues Summary

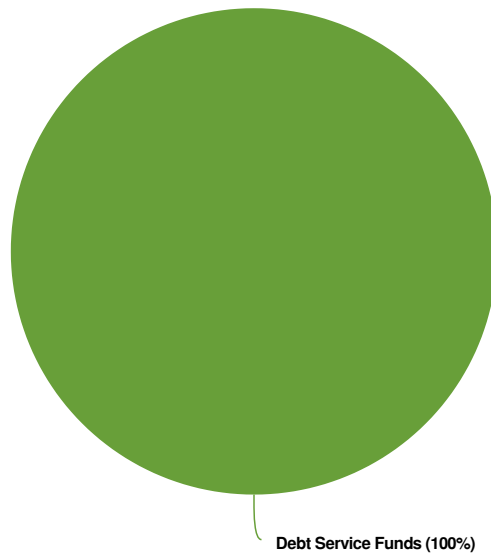
\$27,769,000
\$13,405,595  
(93.33% vs. prior year)

Debt Service Proposed and Historical Budget vs. Actual

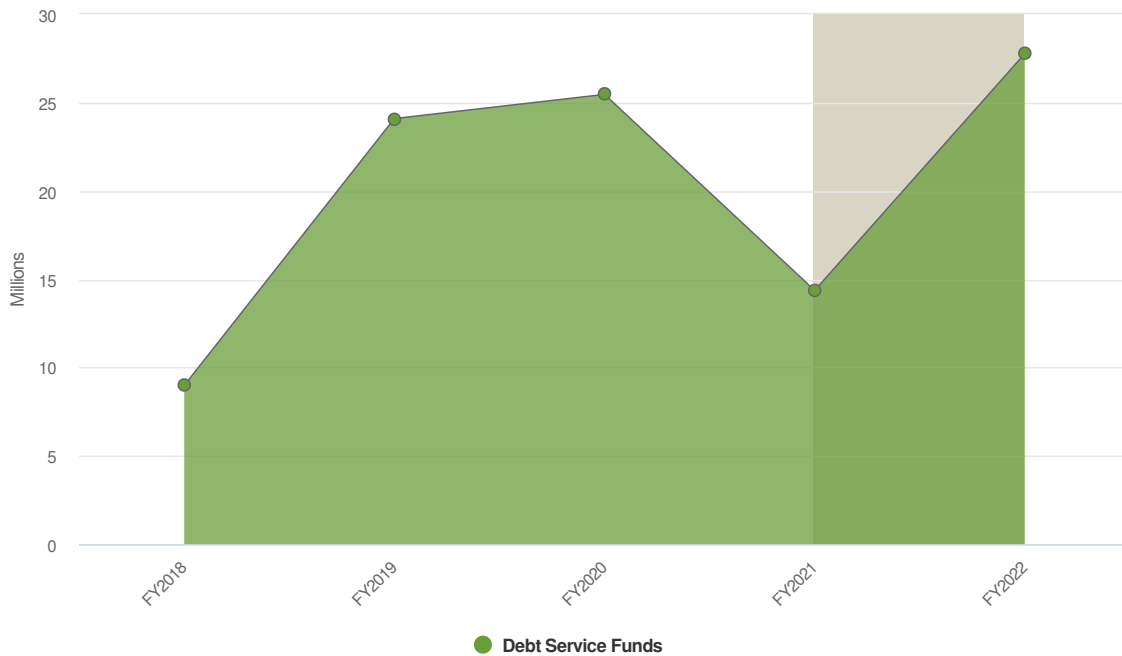


# Revenue by Fund

## 2022 Revenue by Fund



## Budgeted and Historical 2022 Revenue by Fund



Grey background indicates budgeted figures.

Name	Account ID	FY2021 Actuals	FY2021 Adopted	FY2022 Budgeted	FY2021 Adopted vs. FY2022 Budgeted (% Change)	Notes
Debt Service Funds						



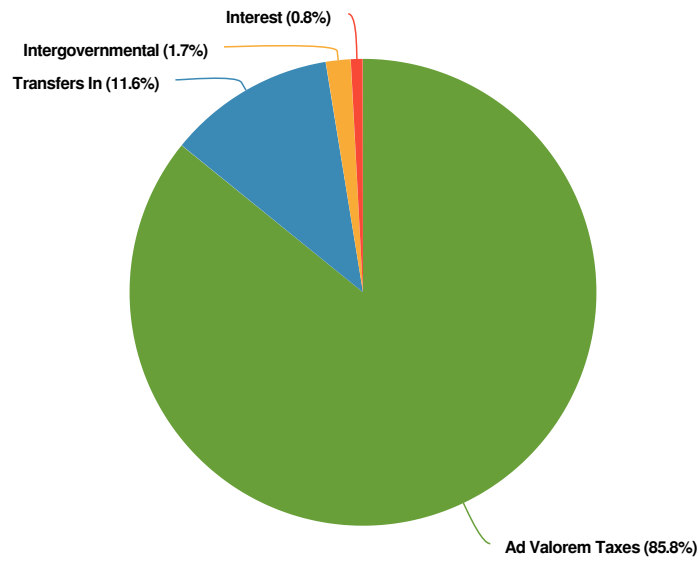
Name	Account ID	FY2021 Actuals	FY2021 Adopted	FY2022 Budgeted	FY2021 Adopted vs. FY2022 Budgeted (% Change)	Notes
<b>Ad Valorem Taxes</b>						
CURRENT TAXES	20030001-41010	\$8,922,433		\$10,527,000	N/A	
DELINQUENT TAXES	20030001-41020	\$22,551		\$214,000	N/A	
AUTOMOBILE TAXES	20030001-41030	\$544,418		\$643,000	N/A	
3% & 7% PENALTIES ON TAX	20030001-41040	\$9,603		\$43,000	N/A	
CURRENT TAXES	30000001-41010	\$10,282,143	\$10,093,300	\$11,400,000	12.9%	
DELINQUENT TAXES	30000001-41020	\$20,032	\$175,000	\$270,000	54.3%	
AUTOMOBILE TAXES	30000001-41030	\$630,358	\$512,000	\$692,000	35.2%	
3% & 7% PENALTIES ON TAX	30000001-41040	\$16,746	\$40,000	\$50,000	25%	
<b>Total Ad Valorem Taxes:</b>		<b>\$20,448,283</b>	<b>\$10,820,300</b>	<b>\$23,839,000</b>	<b>120.3%</b>	
<b>Intergovernmental</b>						
HOMESTEAD EXEMPTION, ETC	20030001-43015	\$0		\$215,000	N/A	
MOTOR CARRIER PAYMENTS	20030001-43022	\$19,333			N/A	
HOMESTEAD EXEMPTION, ETC	30000001-43015	\$0	\$200,000	\$208,000	4%	
MERCHANTS INVENTORY TAX	30000001-43020	\$38,900	\$38,900	\$38,000	-2.3%	
MOTOR CARRIER PAYMENTS	30000001-43022	\$22,465	\$20,000	\$18,000	-10%	
PAYMENTS IN LIEU OF TAXES	30000001-43040	\$0	\$500		-100%	
PYMT IN LIEU OF - FEDERAL	30000001-43041	\$0	\$1,000		-100%	
<b>Total Intergovernmental:</b>		<b>\$80,698</b>	<b>\$260,400</b>	<b>\$479,000</b>	<b>83.9%</b>	
<b>Interest</b>						
INTEREST ON INVESTMENTS	20030001-46010	\$2,318			N/A	
INTEREST ON INVESTMENTS	30000001-46010	\$15,342	\$50,000	\$50,000	0%	
INTEREST - TCL	30000001-46200	\$0	\$20,000	\$103,000	415%	
INTEREST INCOME - HHI AIRPORT	30000001-46300	\$70,957	\$80,000	\$78,000	-2.5%	
<b>Total Interest:</b>		<b>\$88,617</b>	<b>\$150,000</b>	<b>\$231,000</b>	<b>54%</b>	
<b>Transfers In</b>						
XFER FM ADMISSIONS FEES FUND	31000001-49218	\$1,214,722	\$1,214,722	\$2,000,000	64.6%	



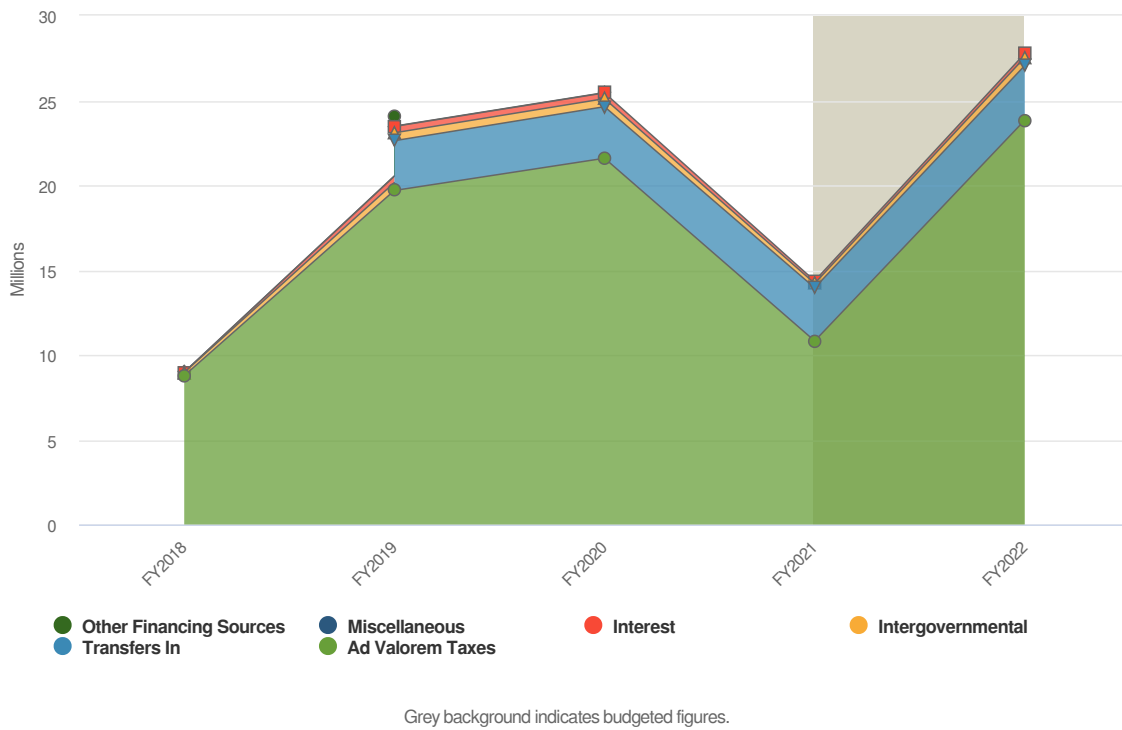
Name	Account ID	FY2021 Actuals	FY2021 Adopted	FY2022 Budgeted	FY2021 Adopted vs. FY2022 Budgeted (% Change)	Notes
XFER FM RD IMP FEES - BLF FUND	31000001-49913	\$1,917,983	\$1,917,983	\$1,220,000	-36.4%	
<b>Total Transfers In:</b>		<b>\$3,132,705</b>	<b>\$3,132,705</b>	<b>\$3,220,000</b>	<b>2.8%</b>	
<b>Total Debt Service Funds:</b>		<b>\$23,750,302</b>	<b>\$14,363,405</b>	<b>\$27,769,000</b>	<b>93.3%</b>	

## Revenues by Source

### Projected 2022 Revenues by Source



### Budgeted and Historical 2022 Revenues by Source



Name	Account ID	FY2019 Actuals	FY2020 Actuals	FY2021 Adopted	FY2022 Proposed	FY2021 Adopted vs. FY2022 Proposed (\$ Change)
<b>Revenue Source</b>						
<b>Ad Valorem Taxes</b>						
Current Taxes	20030001-41010	\$8,365,093	\$9,863,996		\$10,527,000	\$10,527,000
Delinquent Taxes	20030001-41020	\$157,385	\$269,853		\$214,000	\$214,000
Automobile Taxes	20030001-41030	\$545,627	\$584,582		\$643,000	\$643,000
Penalties -3% & 7%	20030001-41040	\$35,539	\$50,212		\$43,000	\$43,000
CURRENT TAXES	30000001-41010	\$9,724,403	\$9,863,692	\$10,093,300	\$11,400,000	\$1,306,700
DELINQUENT TAXES	30000001-41020	\$182,995	\$274,212	\$175,000	\$270,000	\$95,000
AUTOMOBILE TAXES	30000001-41030	\$637,216	\$632,859	\$512,000	\$692,000	\$180,000
3% & 7% PENALTIES ON TAX	30000001-41040	\$42,728	\$51,618	\$40,000	\$50,000	\$10,000
<b>Total Ad Valorem Taxes:</b>		<b>\$19,690,986</b>	<b>\$21,591,025</b>	<b>\$10,820,300</b>	<b>\$23,839,000</b>	<b>\$13,018,700</b>
<b>Intergovernmental</b>						
Homestead Exemption	20030001-43015	\$176,253	\$207,618		\$215,000	\$215,000





Name	Account ID	FY2019 Actuals	FY2020 Actuals	FY2021 Adopted	FY2022 Proposed	FY2021 Adopted vs. FY2022 Proposed (\$ Change)
Motor Carrier Payments	20030001-43022	\$19,489	\$8,206			\$0
Payment in Lieu of Taxes	20030001-43041	\$1,382	\$855			\$0
HOMESTEAD EXEMPTION, ETC	30000001-43015	\$204,894	\$207,618	\$200,000	\$208,000	\$8,000
MERCHANTS INVENTORY TAX	30000001-43020	\$38,900	\$38,900	\$38,900	\$38,000	-\$900
MOTOR CARRIER PAYMENTS	30000001-43022	\$22,656	\$8,811	\$20,000	\$18,000	-\$2,000
PAYMENTS IN LIEU OF TAXES	30000001-43040	\$589	\$3	\$500		-\$500
PYMT IN LIEU OF - FEDERAL	30000001-43041	\$1,053	\$853	\$1,000		-\$1,000
<b>Total Intergovernmental:</b>		<b>\$465,217</b>	<b>\$472,863</b>	<b>\$260,400</b>	<b>\$479,000</b>	<b>\$218,600</b>
<b>Interest</b>						
Interest	20030001-46010	\$19,019	\$28,182			\$0
INTEREST ON INVESTMENTS	30000001-46010	\$202,002	\$167,306	\$50,000	\$50,000	\$0
INTEREST - TCL	30000001-46200	\$19,862	\$17,635	\$20,000	\$103,000	\$83,000
INTEREST INCOME - HHI AIRPORT	30000001-46300	\$79,622	\$75,346	\$80,000	\$78,000	-\$2,000
INTEREST ON INVESTMENTS	31000001-46010	\$56,289	\$52,296			\$0
<b>Total Interest:</b>		<b>\$376,793</b>	<b>\$340,765</b>	<b>\$150,000</b>	<b>\$231,000</b>	<b>\$81,000</b>
<b>Miscellaneous</b>						
Property Rental	20030001-47210	\$16,233	\$15,978			\$0
<b>Total Miscellaneous:</b>		<b>\$16,233</b>	<b>\$15,978</b>			<b>\$0</b>
<b>Other Financing Sources</b>						
BOND PREMIUMS	30000001-48240	\$609,072				\$0
<b>Total Other Financing Sources:</b>		<b>\$609,072</b>				<b>\$0</b>
<b>Transfers In</b>						
XFER FM ADMISSIONS FEES FUND	31000001-49218	\$1,800,000	\$962,488	\$1,214,722	\$2,000,000	\$785,278
XFER FM RD IMP FEES - BLF FUND	31000001-49913	\$1,133,980	\$2,076,852	\$1,917,983	\$1,220,000	-\$697,983
<b>Total Transfers In:</b>		<b>\$2,933,980</b>	<b>\$3,039,340</b>	<b>\$3,132,705</b>	<b>\$3,220,000</b>	<b>\$87,295</b>
<b>Total Revenue Source:</b>		<b>\$24,092,280</b>	<b>\$25,459,971</b>	<b>\$14,363,405</b>	<b>\$27,769,000</b>	<b>\$13,405,595</b>



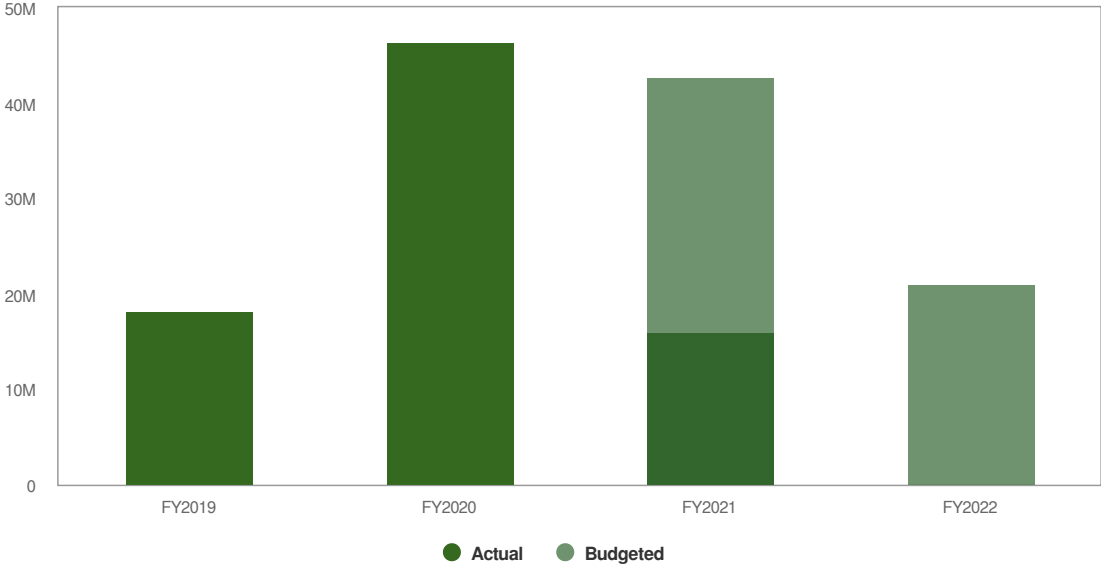
# Capital Projects Fund

Capital projects funds are used to account for financially restricted resources to be used for the acquisition or construction of major capital facilities

## Revenues Summary

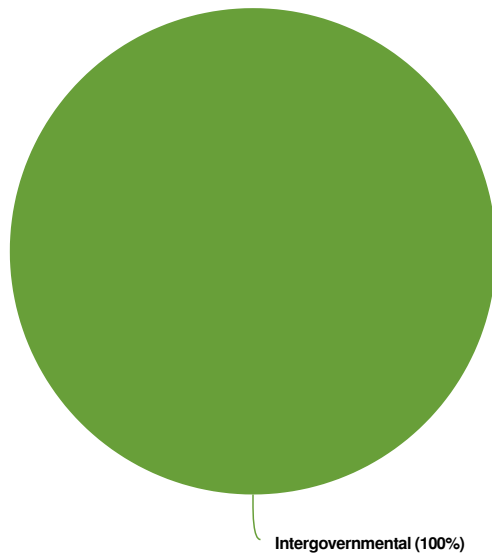
**\$21,000,000** **-\$21,697,864**  
(-50.82% vs. prior year)

Capital Projects Fund Proposed and Historical Budget vs. Actual

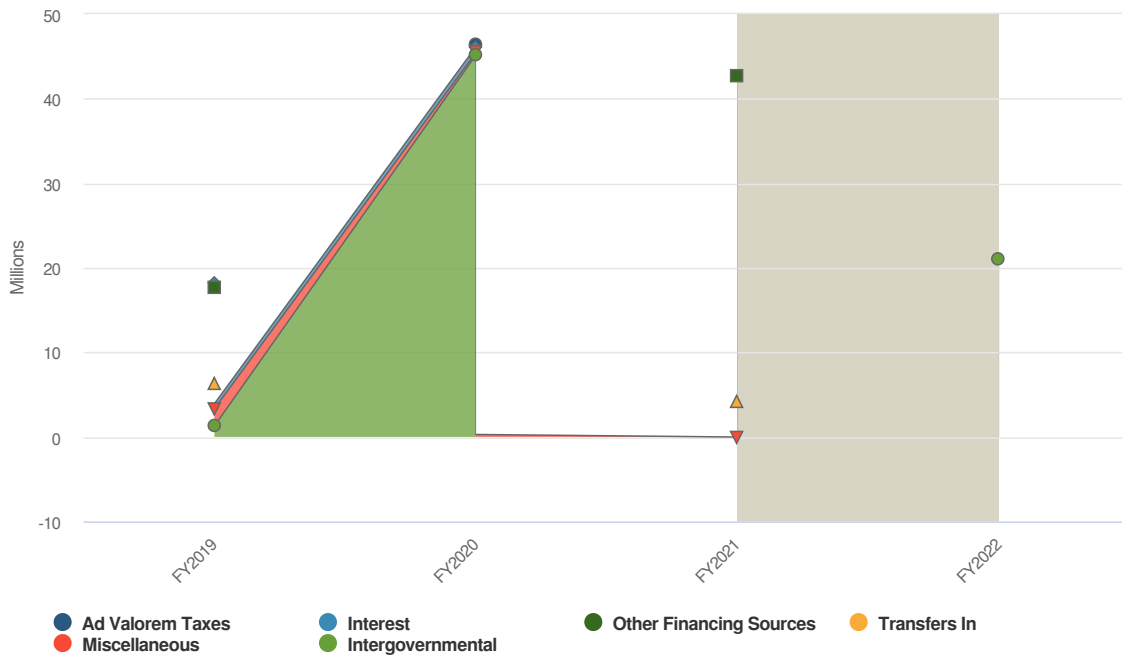


# Revenues by Source

## Projected 2022 Revenues by Source



## Budgeted and Historical 2022 Revenues by Source



Grey background indicates budgeted figures.

Name	Account ID	FY2019 Actuals	FY2020 Actuals	FY2021 Adopted	FY2022 Proposed	FY2021 Adopted vs. FY2022 Proposed (\$ Change)
Revenue Source						



Name	Account ID	FY2019 Actuals	FY2020 Actuals	FY2021 Adopted	FY2022 Proposed	FY2021 Adopted vs. FY2022 Proposed (\$ Change)
<b>Ad Valorem Taxes</b>						
CURRENT TAXES	48000001-41010		\$297,827			\$0
<b>Total Ad Valorem Taxes:</b>			<b>\$297,827</b>			<b>\$0</b>
<b>Intergovernmental</b>						
SALES TAX COLLECTIONS	47010001-43010	\$46,453	\$276,250			\$0
CITY OF BEAUFORT REVENUES	47030001-43670	\$1,246,487				\$0
SALES TAX COLLECTIONS	47050001-43010	\$3,529	\$44,919,746		\$21,000,000	\$21,000,000
<b>Total Intergovernmental:</b>		<b>\$1,296,469</b>	<b>\$45,195,997</b>		<b>\$21,000,000</b>	<b>\$21,000,000</b>
<b>Interest</b>						
INTEREST ON INVESTMENTS	40080001-46010	\$6,792	\$4,899			\$0
INTEREST ON INVESTMENTS	40090001-46010	\$7,403				\$0
INTEREST ON INVESTMENTS	40100001-46010	\$326,696	\$177,405			\$0
INTEREST ON INVESTMENTS	40110001-46010	\$59,265	\$135,242			\$0
INTEREST ON INVESTMENTS	45000001-46010	\$151,220	\$36,786			\$0
INTEREST ON INVESTMENTS	45010001-46010	\$20,815	\$15,639			\$0
INTEREST ON INVESTMENTS	45020001-46010	\$8,065	\$29,951			\$0
INTEREST ON INVESTMENTS	47010001-46010	\$9,025	\$26,520			\$0
INTEREST ON INVESTMENTS	47050001-46010		\$230,192		\$0	\$0
INTEREST ON INVESTMENTS	48000001-46010	\$5,420	\$4,528			\$0
INTEREST ON INVESTMENTS	48010001-46010	\$439	\$340			\$0
<b>Total Interest:</b>		<b>\$595,141</b>	<b>\$661,502</b>			<b>\$0</b>
<b>Miscellaneous</b>						
CONTRIBUTION - HH HUMANE ASSOC	40100001-47030	\$2,000,000				\$0
CONTRIBUTION - BLUFFTON FD	40100001-47040		\$167,912			\$0
DONATIONS	45010001-47650	\$21,500				\$0
RENTAL CO PROPERTY- R&C	45020001-47210	\$20,800	\$23,872	-\$11,839		\$11,839
RENTAL CO PROPERTY- EVENTS	45020001-47215	\$100				\$0



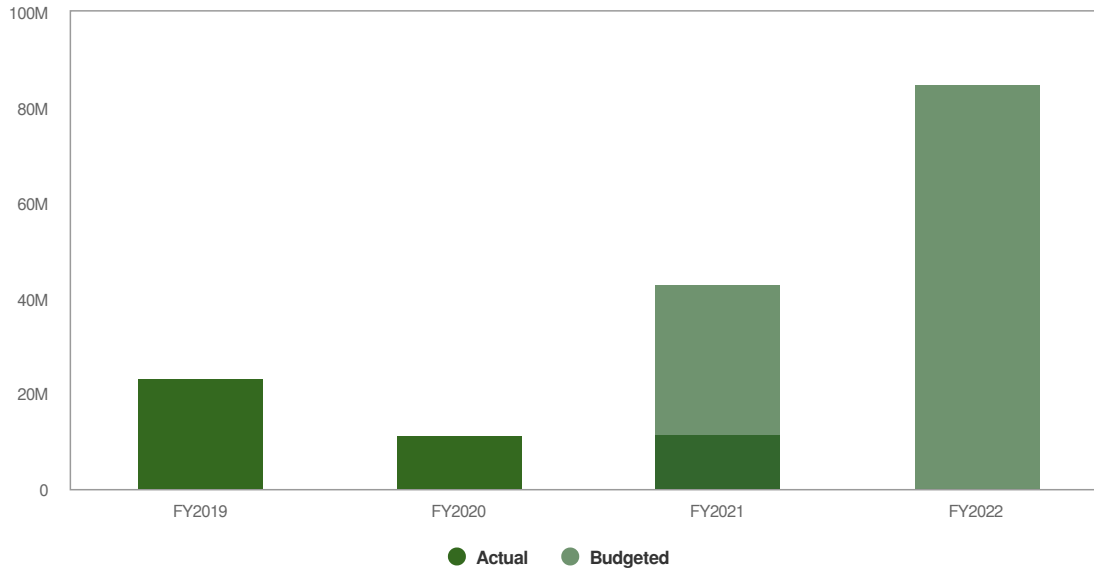
Name	Account ID	FY2019 Actuals	FY2020 Actuals	FY2021 Adopted	FY2022 Proposed	FY2021 Adopted vs. FY2022 Proposed (\$ Change)
DONATIONS	45020001-47650		\$100,000			\$0
<b>Total Miscellaneous:</b>		<b>\$2,042,400</b>	<b>\$291,784</b>	<b>-\$11,839</b>		<b>\$11,839</b>
<b>Other Financing Sources</b>						
Fund Balance	40080001-48910			\$240,263		-\$240,263
Fund Balance	40090001-48910			\$99,300		-\$99,300
Fund Balance	40100001-48910			\$13,591,538		-\$13,591,538
BOND PROCEEDS	40110001-48200	\$11,250,000				\$0
Fund Balance	40110001-48910			\$10,100,041		-\$10,100,041
BOND PROCEEDS	40120001-48200			\$11,775,000		-\$11,775,000
Fund Balance	45010001-48910			\$1,074,249		-\$1,074,249
Fund Balance	45020001-48910			\$1,594,313		-\$1,594,313
<b>Total Other Financing Sources:</b>		<b>\$11,250,000</b>		<b>\$38,474,703</b>		<b>-\$38,474,703</b>
<b>Transfers In</b>						
Transfers In	40080001-494500	\$138,796				\$0
Transfers In	45020001-494500	\$2,910,000		\$4,235,000		-\$4,235,000
<b>Total Transfers In:</b>		<b>\$3,048,796</b>		<b>\$4,235,000</b>		<b>-\$4,235,000</b>
<b>Total Revenue Source:</b>		<b>\$18,232,806</b>	<b>\$46,447,109</b>	<b>\$42,697,864</b>	<b>\$21,000,000</b>	<b>-\$21,697,864</b>

## Expenditures Summary

\$84,774,463
\$41,739,539  
 (96.99% vs. prior year)

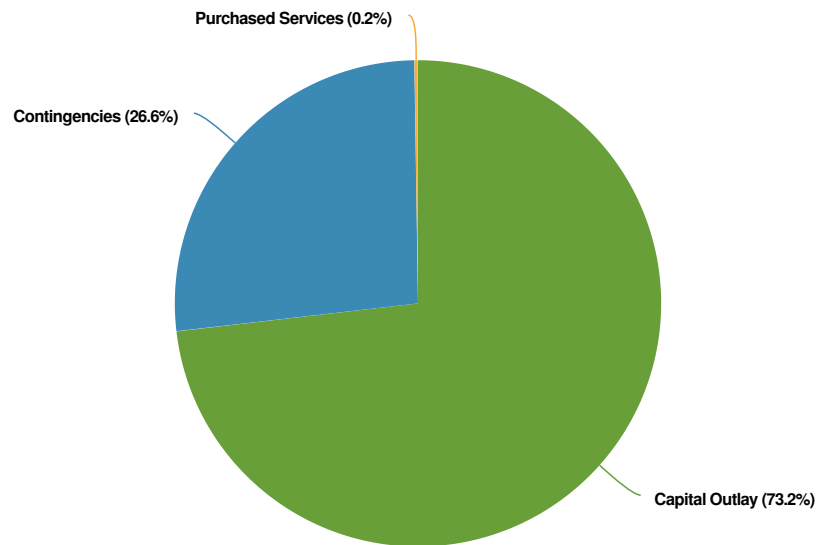


### Capital Projects Fund Proposed and Historical Budget vs. Actual

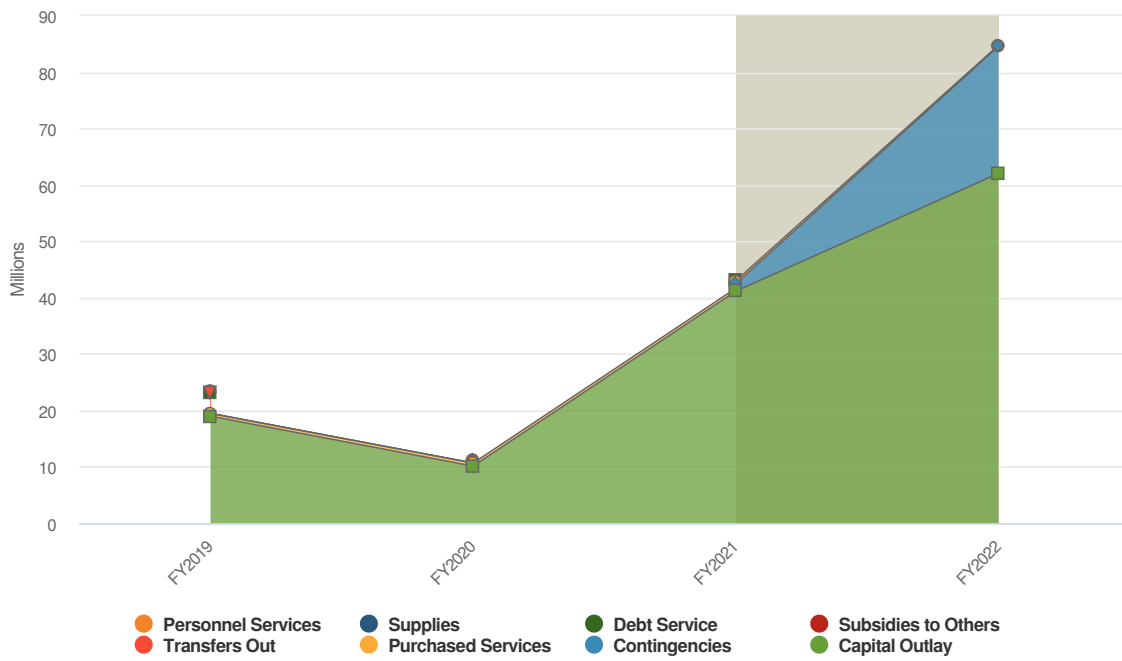


## Expenditures by Expense Type

### Budgeted Expenditures by Expense Type



### Budgeted and Historical Expenditures by Expense Type



Grey background indicates budgeted figures.

Name	Account ID	FY2019 Actuals	FY2020 Actuals	FY2021 Actuals	FY2021 Adopted	FY2022 Proposed	FY2021 Adopted vs. FY2022 Proposed (\$ Change)
<b>Expense Objects</b>							
<b>Personnel Services</b>							
<b>General Government</b>							
SALARIES AND WAGES	47010011-50020	\$29,353	\$6,667				\$0
EMPLOYER FICA	47010011-50100	\$1,795	\$393				\$0
EMPLOYER MEDICARE	47010011-50110	\$420	\$91				\$0
EMPLOYER SC RETIREMENT	47010011-50120	\$4,277	\$1,058				\$0
EMPLOYER TORT LIAB INS	47010011-50160	\$8	\$76				\$0
SALARIES AND WAGES	47050011-50020		\$146				\$0
EMPLOYER FICA	47050011-50100		\$9				\$0
EMPLOYER MEDICARE	47050011-50110		\$1				\$0
EMPLOYER SC RETIREMENT	47050011-50120		\$58				\$0
<b>Total General Government</b>		<b>\$35,853</b>	<b>\$8,498</b>				<b>\$0</b>



Name	Account ID	FY2019 Actuals	FY2020 Actuals	FY2021 Actuals	FY2021 Adopted	FY2022 Proposed	FY2021 Adopted vs. FY2022 Proposed (\$ Change)
<b>Total Personnel Services:</b>		<b>\$35,853</b>	<b>\$8,498</b>				<b>\$0</b>
<b>Purchased Services</b>							
<b>General Government</b>							
TELEPHONE	4500011-51050	\$6,029	\$2,304				\$0
PROFESSIONAL SERVICES	4500011-51160	\$459,444	\$464,036			\$200,000	\$200,000
PROFESSIONAL SERVICES	4502011-51160		-\$19				\$0
Non-professional Services	4502011-51170		\$753	\$14,612	\$11,839		-\$11,839
Insurance, Buildings & Contents	4502011-51510		\$2,222				\$0
PROFESSIONAL SERVICES	47010011-51160		\$46,837				\$0
PROFESSIONAL SERVICES	47050011-51160	\$11,051	\$23,812	\$310,435	\$500,000		-\$500,000
<b>Total General Government:</b>		<b>\$476,524</b>	<b>\$539,944</b>	<b>\$325,047</b>	<b>\$511,839</b>	<b>\$200,000</b>	<b>-\$311,839</b>
<b>Total Purchased Services:</b>		<b>\$476,524</b>	<b>\$539,944</b>	<b>\$325,047</b>	<b>\$511,839</b>	<b>\$200,000</b>	<b>-\$311,839</b>
<b>Supplies</b>							
<b>General Government</b>							
Supplies and Materials	4500011-52010	\$524					\$0
Supplies & Materials	4502011-52010		\$617				\$0
<b>Total General Government:</b>		<b>\$524</b>	<b>\$617</b>				<b>\$0</b>
<b>Total Supplies:</b>		<b>\$524</b>	<b>\$617</b>				<b>\$0</b>
<b>Debt Service</b>							
<b>General Government</b>							
BOND FEES	40110011-53020	\$94,500					\$0
BOND FEES	40120011-53020			\$49,630	\$50,000		-\$50,000
<b>Total General Government:</b>		<b>\$94,500</b>		<b>\$49,630</b>	<b>\$50,000</b>		<b>-\$50,000</b>
<b>Total Debt Service:</b>		<b>\$94,500</b>		<b>\$49,630</b>	<b>\$50,000</b>		<b>-\$50,000</b>
<b>Capital Outlay</b>							
<b>General Government</b>							





Name	Account ID	FY2019 Actuals	FY2020 Actuals	FY2021 Actuals	FY2021 Adopted	FY2022 Proposed	FY2021 Adopted vs. FY2022 Proposed (\$ Change)
EQUIPMENT, CAPITAL	40070011-54200	\$11,375	\$1,298				\$0
EQUIPMENT, CAPITAL	40080011-54200		\$205,297	\$69,458	\$64,077		-\$64,077
Buildings & Improvements	40080011-54420	\$139,037		\$0	\$30,598		-\$30,598
EQUIPMENT, CAPITAL	40090011-54200	\$5,837		\$0	\$91,897		-\$91,897
Buildings & Improvements	40090011-54420	\$1,165,369	\$17,936				\$0
EQUIPMENT, CAPITAL	40100011-54200	\$6,289,860	\$173,920	\$1,065,267	\$1,835,165		-\$1,835,165
LAND ACQUISITION	40100011-54400	\$170,209	\$1,206,353				\$0
Buildings & Improvements	40100011-54420	\$4,098,439	\$210,737	\$3,602,945	\$3,238,490		-\$3,238,490
ROAD IMPROVEMENTS	40100011-54500	\$172,977	\$14,417	\$0	\$681,896		-\$681,896
ROAD IMPROVEMENTS	40100011-54550			\$134,732	\$7,185,801		-\$7,185,801
Buildings & Improvements	40110011-54420		\$1,049,966	\$2,707,475	\$9,740,034		-\$9,740,034
EQUIPMENT, CAPITAL	40120011-54200			\$428,514	\$3,300,000		-\$3,300,000
Buildings & Improvements	40120011-54420			\$2,409,030	\$8,250,000		-\$8,250,000
LAND ACQUISITION	45000011-54400	\$5,761,961	\$3,341,946			\$18,625,000	\$18,625,000
LAND ACQUISITION	45010011-54400	\$26,140	\$54,190	\$54,099	\$1,074,249	\$200,000	-\$874,249
Buildings & Improvements	45010011-54420	\$45,861				\$900,000	\$900,000
LAND ACQUISITION	45020011-54400		\$1,494,902	\$877,054	\$5,400,098		-\$5,400,098
Buildings & Improvements	45020011-54420			\$895	\$250,000	\$2,730,000	\$2,480,000
ROAD IMPROVEMENTS	47010012-54500	-\$22,862					\$0
ROAD IMPROVEMENTS	47010014-54500	-\$149,360	\$33,700			\$2,575,000	\$2,575,000
ROAD IMPROVEMENTS	47010018-54500		\$90				\$0
ROAD IMPROVEMENTS	47030011-54500	\$106,564	\$1,985				\$0
ROAD IMPROVEMENTS	47030012-54500	\$1,127,876					\$0
ROAD IMPROVEMENTS	47030013-54500	\$12,047					\$0
ROAD IMPROVEMENTS	47050011-54500		\$2,294,750			\$37,000,000	\$37,000,000
<b>Total General Government:</b>		<b>\$18,961,330</b>	<b>\$10,101,487</b>	<b>\$11,349,469</b>	<b>\$41,142,305</b>	<b>\$62,030,000</b>	<b>\$20,887,695</b>



Name	Account ID	FY2019 Actuals	FY2020 Actuals	FY2021 Actuals	FY2021 Adopted	FY2022 Proposed	FY2021 Adopted vs. FY2022 Proposed (\$ Change)
<b>Total Capital Outlay:</b>		<b>\$18,961,330</b>	<b>\$10,101,487</b>	<b>\$11,349,469</b>	<b>\$41,142,305</b>	<b>\$62,030,000</b>	<b>\$20,887,695</b>
<b>Subsidies to Others</b>							
<b>General Government</b>							
Direct Subsidies	48000011-55000		\$550,000				\$0
<b>Total General Government:</b>			<b>\$550,000</b>				<b>\$0</b>
<b>Total Subsidies to Others:</b>			<b>\$550,000</b>				<b>\$0</b>
<b>Contingencies</b>							
<b>General Government</b>							
CONTINGENCY	40080011-56000			\$0	\$145,588	\$245,163	\$99,575
CONTINGENCY	40090011-56000					\$99,300	\$99,300
CONTINGENCY	40100011-56000			\$0	\$650,186	\$9,500,000	\$8,849,814
CONTINGENCY	40110011-56000			\$0	\$360,007	\$7,000,000	\$6,639,993
CONTINGENCY	40120011-56000			\$0	\$175,000		-\$175,000
CONTINGENCY	40120001-56000					\$5,700,000	\$5,700,000
<b>Total General Government:</b>				<b>\$0</b>	<b>\$1,330,781</b>	<b>\$22,544,463</b>	<b>\$21,213,682</b>
<b>Total Contingencies:</b>				<b>\$0</b>	<b>\$1,330,781</b>	<b>\$22,544,463</b>	<b>\$21,213,682</b>
<b>Transfers Out</b>							
<b>General Government</b>							
Transfers Out	40100011-59101	\$487,346					\$0
Transfers Out	40110011-59101	\$200,000					\$0
Transfers Out	45000011-59101	\$2,910,000					\$0
Transfers Out	48050011-59101	\$138,796					\$0
<b>Total General Government:</b>		<b>\$3,736,142</b>					<b>\$0</b>
<b>Total Transfers Out:</b>		<b>\$3,736,142</b>					<b>\$0</b>
<b>Total Expense Objects:</b>		<b>\$23,304,873</b>	<b>\$11,200,545</b>	<b>\$11,724,146</b>	<b>\$43,034,924</b>	<b>\$84,774,463</b>	<b>\$41,739,539</b>



# Garage Service Fund

This fund accounts for the maintenance and repair of Beaufort County's vehicles.

## Garage Fund

### Garage Fund

#### Revenues

5000001-44825	Admin Fee - Outside Agencies	(35,000)
5000001-4480A	Fuel Sales - Others	(675,000)
5000001-4481A	Garage Contract - Others	(105,000)
5000001-49100	Transfer in from GF	(2,915,000)
		<u>(3,730,000)</u>

#### Expenses

5000001-50020	Salaries & Wages	95,044
5000001-50060	Overtime	1,000
5000001-50100	Employer FICA	5,955
5000001-50110	Employer Medicare	1,393
5000001-50120	Employer SC Retirement	15,905
5000001-51040	Licenses & Permits	2,500
5000001-51060	Electricity	3,500
5000001-51110	Maintenance Contracts	1,405,000
5000001-51120	Equipment Maintenance	10,000
5000001-51320	Education and Training	3,000
5000001-51370	Garage Svcs - Outside Agencies	100,000
5000001-52010	Supplies and Materials	2,103
5000001-52050	UNIFORMS	600
5000001-52500	Fuels & Lubricants	1,600,000
5000001-52590	Fuel - Outside Agencies	450,000
5000001-56100	Contingency	25,000
5000001-58500	Depreciation Expense	9,000
		<u>3,730,000</u>



---

# APPENDIX

---



## Glossary

**Abatement:** A reduction or elimination of a real or personal property tax, motor vehicle excise, a fee, charge, or special assessment imposed by a governmental unit. Granted only on application of the person seeking the abatement and only by the committing governmental unit.

**Accounting System:** The total structure of records and procedures that identify record, classify, and report information on the financial position and operations of a governmental unit or any of its funds, account groups, and organizational components.

**Accrued Interest:** The amount of interest that has accumulated on the debt since the date of the last interest payment, and on the sale of a bond, the amount accrued up to but not including the date of delivery (settlement date). (See Interest)

**Amortization:** The gradual repayment of an obligation over time and in accordance with a predetermined payment schedule.

**Appropriation:** A legal authorization from the community's legislative body to expend money and incur obligations for specific public purposes. An appropriation is usually limited in amount and as to the time period within which it may be expended.

**Arbitrage:** As applied to municipal debt, the investment of tax-exempt bonds or note proceeds in higher yielding, taxable securities. Section 103 of the Internal Revenue Service (IRS) Code restricts this practice and requires (beyond certain limits) that earnings be rebated (paid) to the IRS.

**Assessed Valuation:** A value assigned to real estate or other property by a government as the basis for levying taxes.

**Audit:** An examination of a community's financial systems, procedures, and data by a certified public accountant (independent auditor), and a report on the fairness of financial statements and on local compliance with statutes and regulations. The audit serves as a valuable management tool in evaluating the fiscal performance of a community.

**Audit Report:** Prepared by an independent auditor, an audit report includes: (a) a statement of the scope of the audit; (b) explanatory comments as to application of auditing procedures; (c) findings and opinions. It is almost always accompanied by a management letter which contains supplementary comments and recommendations.

**Available Funds:** Balances in the various fund types that represent non-recurring revenue sources. As a matter of sound practice, they are frequently appropriated to meet unforeseen expenses, for capital expenditures or other one-time costs.

**Balance Sheet:** A statement that discloses the assets, liabilities, reserves and equities of a fund or governmental unit at a specified date.

**Betterments (Special Assessments):** Whenever a specific area of a community receives benefit from a public improvement (e.g., water, sewer, sidewalk, etc.), special property taxes may be assessed to reimburse the governmental entity for all or part of the costs it incurred. Each parcel receiving benefit from the improvement is assessed for its proportionate share of the cost of such improvements. The proportionate share may be paid in full or the property owner may request that the assessors apportion the betterment over 20 years. Over the life of the betterment, one year's apportionment along with one year's committed interest computed from October 1 to October 1 is added to the tax bill until the betterment has been paid.

**Bond:** A means to raise money through the issuance of debt. A bond issuer/borrower promises in writing to repay a specified sum of money, alternately referred to as face value, par value or bond principal, to the buyer of the bond on a specified future date (maturity date), together with periodic interest at a specified rate. The term of a bond is always greater than one year. (See Note)

**Bond and Interest Record:** (Bond Register) – The permanent and complete record maintained by a treasurer for each bond issue. It shows the amount of interest and principal coming due each date and all other pertinent information concerning the bond issue.

**Bonds Authorized and Unissued:** Balance of a bond authorization not yet sold. Upon completion or abandonment of a project, any remaining balance of authorized and unissued bonds may not be used for other purposes, but must be rescinded by the community's legislative body to be removed from community's books.

**Bond Issue:** Generally, the sale of a certain number of bonds at one time by a governmental unit.

**Bond Rating (Municipal):** A credit rating assigned to a municipality to help investors assess the future ability, legal obligation, and willingness of the municipality (bond issuer) to make timely debt service payments. Stated otherwise, a rating helps prospective investors determine the level of risk associated with a given fixed-income investment. Rating agencies, such as Moody's and Standard and Poors, use rating systems, which designate a letter or a combination of letters and numerals where AAA is the highest rating and C1 is a very low rating.

**Budget:** A plan for allocating resources to support particular services, purposes and functions over a specified period of time. (See Performance Budget, Program Budget)



**Capital Assets:** All real and tangible property used in the operation of government, which is not easily converted into cash, and has an initial useful life extending beyond a single financial reporting period. Capital assets include land and land improvements; infrastructure such as roads, bridges, water and sewer lines; easements; buildings and building improvements; vehicles, machinery and equipment. Communities typically define capital assets in terms of a minimum useful life and a minimum initial cost. (See Fixed Assets)

**Capital Budget:** An appropriation or spending plan that uses borrowing or direct outlay for capital or fixed asset improvements. Among other information, a capital budget should identify the method of financing each recommended expenditure, i.e., tax levy or rates, and identify those items that were not recommended. (See Capital Assets, Fixed Assets)

**Cash:** Currency, coin, checks, postal and express money orders and bankers' drafts on hand or on deposit with an official or agent designated as custodian of cash and bank deposits.

**Cash Management:** The process of monitoring the ebb and flow of money in an out of municipal accounts to ensure cash availability to pay bills and to facilitate decisions on the need for short- term borrowing and investment of idle cash.

**Certificate of Deposit (CD):** A bank deposit evidenced by a negotiable or non-negotiable instrument, which provides on its face that the amount of such deposit plus a specified interest payable to a bearer or to any specified person on a certain specified date, at the expiration of a certain specified time, or upon notice in writing.

**Classification of Real Property:** Assessors are required to classify all real property according to use into one of four classes: residential, open space, commercial, and industrial. Having classified its real properties, local officials are permitted to determine locally, within limitations established by statute and the Commissioner of Revenue, what percentage of the tax burden is to be borne by each class of real property and by personal property owners.

**Collective Bargaining:** The process of negotiating workers' wages, hours, benefits, working conditions, etc., between an employer and some or all of its employees, who are represented by a recognized labor union. regarding wages, hours and working conditions.

**Consumer Price Index:** The statistical measure of changes, if any, in the overall price level of consumer goods and services. The index is often called the "cost-of-living index."

**Cost-Benefit Analysis:** A decision-making tool that allows a comparison of options based on the level of benefit derived and the cost to achieve the benefit from different alternatives.

**Debt Burden:** The amount of debt carried by an issuer usually expressed as a measure of value (i.e., debt as a percentage of assessed value, debt per capita, etc.). Sometimes debt burden refers to debt service costs as a percentage of the total annual budget.

**Debt Service:** The repayment cost, usually stated in annual terms and based on an amortization schedule, of the principal and interest on any particular bond issue.

**Encumbrance:** A reservation of funds to cover obligations arising from purchase orders, contracts, or salary commitments that are chargeable to, but not yet paid from, a specific appropriation account.

**Enterprise Funds:** An enterprise fund is a separate accounting and financial reporting mechanism for municipal services for which a fee is charged in exchange for goods or services. It allows a community to demonstrate to the public the portion of total costs of a service that is recovered through user charges and the portion that is subsidized by the tax levy, if any. With an enterprise fund, all costs of service delivery--direct, indirect, and capital costs—are identified. This allows the community to recover total service costs through user fees if it chooses. Enterprise accounting also enables communities to reserve the "surplus" or net assets unrestricted generated by the operation of the enterprise rather than closing it out to the general fund at year-end. Services that may be treated as enterprises include, but are not limited to, water, sewer, hospital, and airport services.

**Equalized Valuations (EQVs):** The determination of the full and fair cash value of all property in the community that is subject to local taxation.

**Estimated Receipts:** A term that typically refers to anticipated local revenues often based on the previous year's receipts and represent funding sources necessary to support a community's annual budget. (See Local Receipts)

**Exemptions:** A discharge, established by statute, from the obligation to pay all or a portion of a property tax. The exemption is available to particular categories of property or persons upon the timely submission and approval of an application to the assessors. Properties exempt from taxation include hospitals, schools, houses of worship, and cultural institutions. Persons who may qualify for exemptions include disabled veterans, blind individuals, surviving spouses, and seniors.

**Expenditure:** An outlay of money made by municipalities to provide the programs and services within their approved budget.



**Fiduciary Funds:** Repository of money held by a municipality in a trustee capacity or as an agent for individuals, private organizations, other governmental units, and other funds. These include pension (and other employee benefit) trust funds, investment trust funds, private-purpose trust funds, and agency funds.

**Fixed Assets:** Long-lived, assets such as buildings, equipment and land obtained or controlled as a result of past transactions or circumstances.

**Fixed Costs:** Costs that are legally or contractually mandated such as retirement, FICA/Social Security, insurance, debt service costs or interest on loans.

**Float:** The difference between the bank balance for a local government's account and its book balance at the end of the day. The primary factor creating float is clearing time on checks and deposits. Delays in receiving deposit and withdrawal information also influence float.

**Full Faith and Credit:** A pledge of the general taxing powers for the payment of governmental obligations. Bonds carrying such pledges are usually referred to as general obligation or full faith and credit bonds.

**Fund:** An accounting entity with a self-balancing set of accounts that are segregated for the purpose of carrying on identified activities or attaining certain objectives in accordance with specific regulations, restrictions, or limitations.

**Fund Accounting:** Organizing financial records into multiple, segregated locations for money. A fund is a distinct entity within the municipal government in which financial resources and activity (assets, liabilities, fund balances, revenues, and expenditures) are accounted for independently in accordance with specific regulations, restrictions or limitations. Examples of funds include the general fund and enterprise funds. Communities whose accounting records are organized according to the Uniform Municipal Accounting System (UMAS) use multiple funds.

**GASB 34:** A major pronouncement of the Governmental Accounting Standards Board that establishes new criteria on the form and content of governmental financial statements. GASB 34 requires a report on overall financial health, not just on individual funds. It requires more complete information on the cost of delivering value estimates on public infrastructure assets, such as bridges, road, sewers, etc. It also requires the presentation of a narrative statement the government's financial performance, trends and prospects for the future.

**GASB 45:** This is another Governmental Accounting Standards Board major pronouncement that each public entity account for and report other postemployment benefits in its accounting statements. Through actuarial analysis, municipalities must identify the true costs of the OPEB earned by employees over their estimated years of actual service.

**General Fund:** The fund used to account for most financial resources and activities governed by the normal appropriation process.

**General Obligation Bonds:** Bonds issued by a municipality for purposes allowed by statute that are backed by the full faith and credit of its taxing authority.

**Governing Body:** A board, committee, commission, or other executive or policymaking body of a municipality or school district.

**Indirect Cost:** Costs of a service not reflected in the operating budget of the entity providing the service. An example of an indirect cost of providing water service would be the value of time spent by non-water department employees processing water bills. A determination of these costs is necessary to analyze the total cost of service delivery. The matter of indirect costs arises most often in the context of enterprise funds.

**Interest:** Compensation paid or to be paid for the use of money, including amounts payable at periodic intervals or discounted at the time a loan is made. In the case of municipal bonds, interest payments accrue on a day-to-day basis, but are paid every six months.

**Interest Rate:** The interest payable, expressed as a percentage of the principal available for use during a specified period of time. It is always expressed in annual terms.

**Investments:** Securities and real estate held for the production of income in the form of interest, dividends, rentals or lease payments. The term does not include fixed assets used in governmental operations.

**Line Item Budget:** A budget that separates spending into categories, or greater detail, such as supplies, equipment, maintenance, or salaries, as opposed to a program budget.

**Local Aid:** Revenue allocated by the state or counties to municipalities and school districts.

**Maturity Date:** The date that the principal of a bond becomes due and payable in full.

**Municipal(s):** (As used in the bond trade) "Municipal" refers to any state or subordinate governmental unit. "Municipals" (i.e., municipal bonds) include not only the bonds of all political subdivisions, such as cities, towns, school districts, special districts, counties but also bonds of the state and agencies of the state.



**Note:** A short-term loan, typically with a maturity date of a year or less.

**Objects of Expenditures:** A classification of expenditures that is used for coding any department disbursement, such as “personal services,” “expenses,” or “capital outlay.”

**Official Statement:** A document prepared for potential investors that contains information about a prospective bond or note issue and the issuer. The official statement is typically published with the notice of sale. It is sometimes called an offering circular or prospectus.

**Operating Budget:** A plan of proposed expenditures for personnel, supplies, and other expenses for the coming fiscal year.

**Overlapping Debt:** A community's proportionate share of the debt incurred by an overlapping government entity, such as a regional school district, regional transit authority, etc.

**Performance Budget:** A budget that stresses output both in terms of economy and efficiency.

**Principal:** The face amount of a bond, exclusive of accrued interest.

**Program:** A combination of activities to accomplish an end.

**Program Budget:** A budget that relates expenditures to the programs they fund. The emphasis of a program budget is on output.

**Purchased Services:** The cost of services that are provided by a vendor.

**Refunding of Debt:** Transaction where one bond issue is redeemed and replaced by a new bond issue under conditions generally more favorable to the issuer.

**Reserve Fund:** An amount set aside annually within the budget of a town to provide a funding source for extraordinary or unforeseen expenditures.

**Revaluation:** The assessors of each community are responsible for developing a reasonable and realistic program to achieve the fair cash valuation of property in accordance with constitutional and statutory requirements. The nature and extent of that program will depend on the assessors' analysis and consideration of many factors, including, but not limited to, the status of the existing valuation system, the results of an in-depth sales ratio study, and the accuracy of existing property record information.

**Revenue Anticipation Note (RAN):** A short-term loan issued to be paid off by revenues, such as tax collections and state aid. RANs are full faith and credit obligations.

**Revenue Bond:** A bond payable from and secured solely by specific revenues and thereby not a full faith and credit obligation.

**Revolving Fund:** Allows a community to raise revenues from a specific service and use those revenues without appropriation to support the service.

**Sale of Real Estate Fund:** A fund established to account for the proceeds of the sale of municipal real estate other than proceeds acquired through tax title foreclosure.

**Stabilization Fund:** A fund designed to accumulate amounts for capital and other future spending purposes, although it may be appropriated for any lawful purpose.

**Surplus Revenue:** The amount by which cash, accounts receivable, and other assets exceed liabilities and reserves.

**Tax Rate:** The amount of property tax stated in terms of a unit of the municipal tax base; for example, \$14.80 per \$1,000 of assessed valuation of taxable real and personal property.

**Tax Title Foreclosure:** The procedure initiated by a municipality to obtain legal title to real property already in tax title and on which property taxes are overdue.

**Trust Fund:** In general, a fund for money donated or transferred to a municipality with specific instructions on its use. As custodian of trust funds, the treasurer invests and expends such funds as stipulated by trust agreements, as directed by the commissioners of trust funds or by the community's legislative body. Both principal and interest may be used if the trust is established as an expendable trust. For nonexpendable trust funds, only interest (not principal) may be expended as directed.





**Uncollected Funds:** Recently deposited checks included in an account's balance but drawn on other banks and not yet credited by the Federal Reserve Bank or local clearinghouse to the bank cashing the checks. (These funds may not be loaned or used as part of the bank's reserves and they are not available for disbursement.)

**Undesignated Fund Balance:** Monies in the various government funds as of the end of the fiscal year that are neither encumbered nor reserved, and are therefore available for expenditure once certified as part of free cash.

**Unreserved Fund Balance (Surplus Revenue Account):** The amount by which cash, accounts receivable, and other assets exceed liabilities and restricted reserves. It is akin to a "stockholders' equity" account on a corporate balance sheet. It is not, however, available for appropriation in full because a portion of the assets listed as "accounts receivable" may be taxes receivable and uncollected. (See Free Cash)

**Valuation (100 Percent):** The legal requirement that a community's assessed value on property must reflect its market, or full and fair cash value.

